



US00D689836S

(12) **United States Design Patent**  
**Park**

(10) **Patent No.:** **US D689,836 S**

(45) **Date of Patent:** **\*\* Sep. 17, 2013**

(54) **TV RECEIVER**

(71) Applicant: **Hae-Sung Park**, Seoul (KR)

(72) Inventor: **Hae-Sung Park**, Seoul (KR)

(73) Assignee: **Samsung Electronics Co., Ltd.**,  
Suwon-si, Gyeonggi-do (KR)

(\*\*) Term: **14 Years**

(21) Appl. No.: **29/446,091**

(22) Filed: **Feb. 20, 2013**

**Related U.S. Application Data**

(63) Continuation of application No. 29/426,392, filed on Jul. 5, 2012, now Pat. No. Des. 680,980.

(30) **Foreign Application Priority Data**

Jan. 19, 2012 (KR) ..... 30-2012-0002997

(51) **LOC (9) Cl.** ..... **14-03**

(52) **U.S. Cl.**  
USPC ..... **D14/126**

(58) **Field of Classification Search**  
USPC ..... D14/125-134, 239, 371, 136, 374-377,  
D14/440, 450, 448, 336, 342, 159; 312/7.2;  
348/836, 838, 180, 184, 325, 739; 341/12;  
248/917-924, 465; 345/104, 133, 156, 168,  
345/87, 173; 720/605, 669, 600, 655; 369/99,  
369/197; D21/329, 515, 577, 622, 333, 433,  
D21/448, 452, 450, 331; D6/477, 479, 300;  
273/148 B; 446/484, 175, 356; D10/15,  
D10/26

See application file for complete search history.

(56) **References Cited**

U.S. PATENT DOCUMENTS

D529,005 S	9/2006	Hong	
D530,686 S *	10/2006	Reza	D14/126
D535,630 S	1/2007	Yokota	
D539,245 S	3/2007	Bischoff	
D540,760 S *	4/2007	Macey et al.	D14/126
D564,993 S	3/2008	Lee	
D597,976 S	8/2009	Gredler et al.	
D597,977 S	8/2009	Won et al.	
D649,950 S *	12/2011	Chiu	D14/126
D655,266 S	3/2012	Kim	

\* cited by examiner

*Primary Examiner* — Raphael Barkai

(74) *Attorney, Agent, or Firm* — Flynn, Thiel, Boutell & Tanis, P.C.


(57) **CLAIM**

The ornamental design for a TV receiver, as shown and described.

**DESCRIPTION**

FIG. 1 is a top front perspective view of a TV receiver showing my new design;  
FIG. 2 is a front elevational view thereof;  
FIG. 3 is a rear elevational view thereof;  
FIG. 4 is a left side elevational view thereof;  
FIG. 5 is a right side elevational view thereof;  
FIG. 6 is a top plan view thereof; and,  
FIG. 7 is a bottom plan view thereof.  
The broken lines depict environmental subject matter only and form no part of the claimed design.

**1 Claim, 4 Drawing Sheets**






FIG.1




FIG. 2

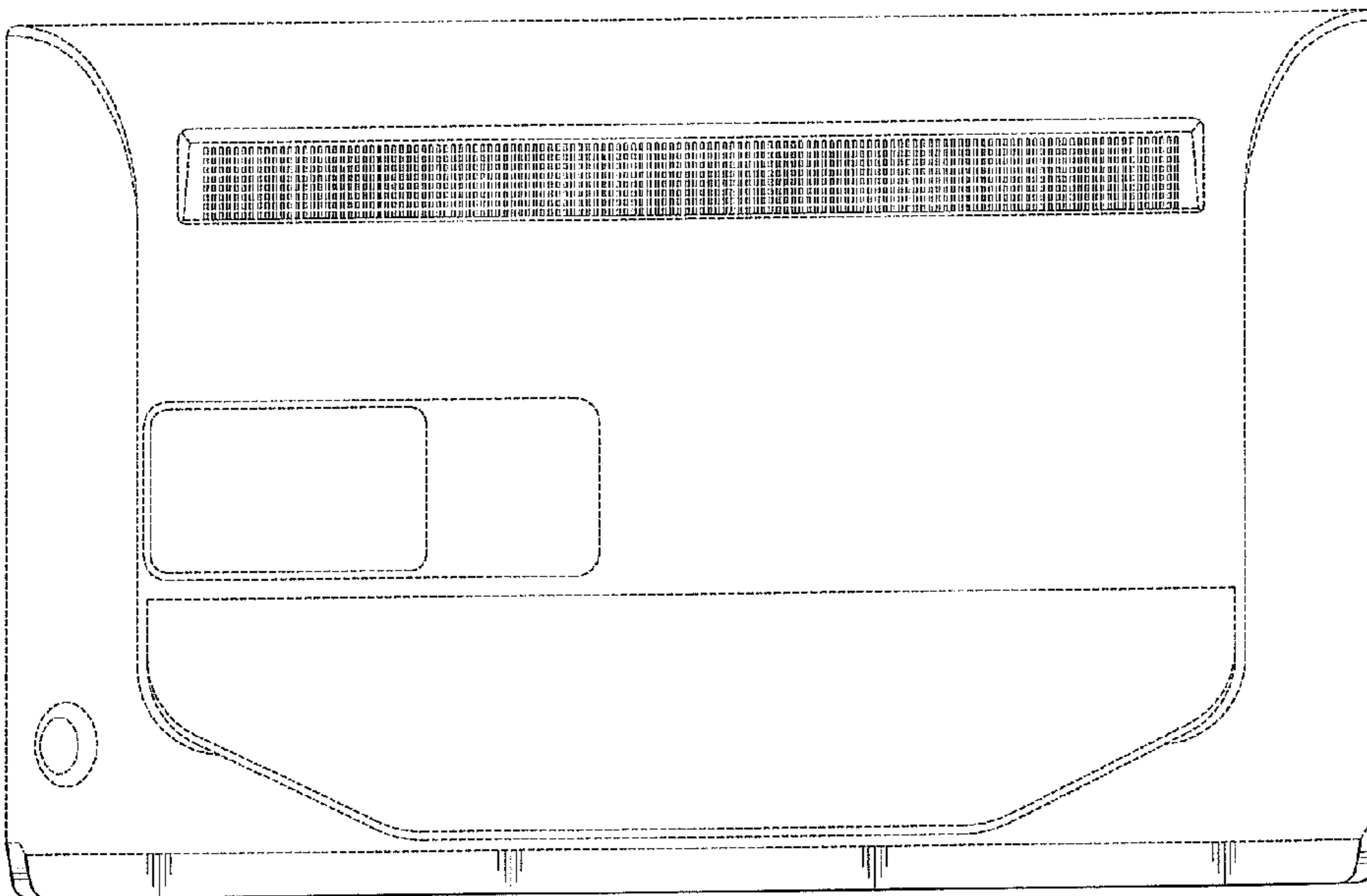


FIG. 3




FIG.4




FIG.5

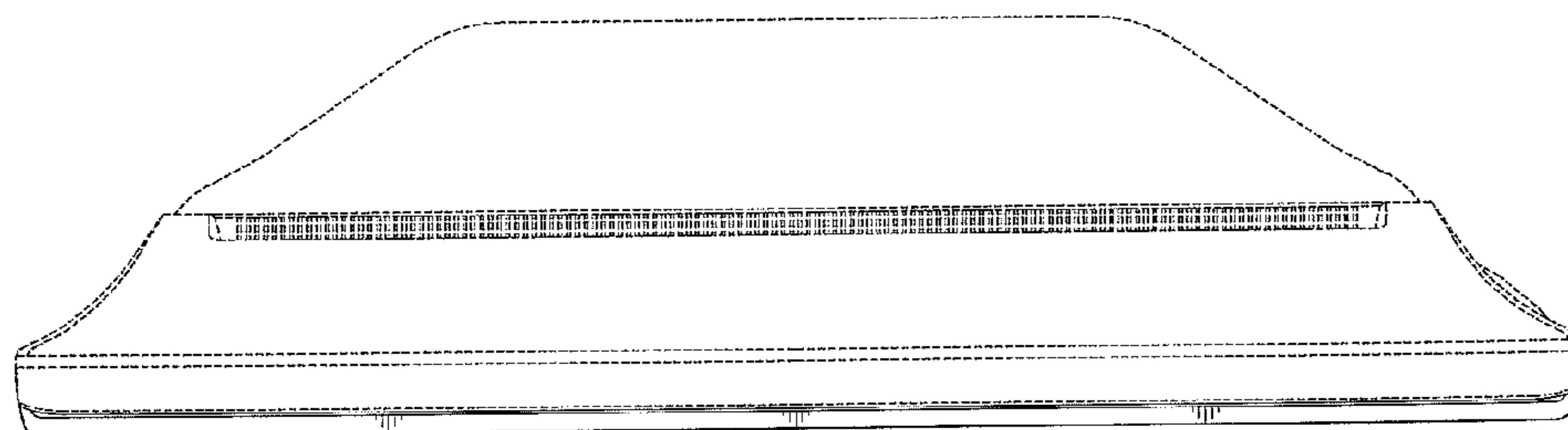


FIG. 6

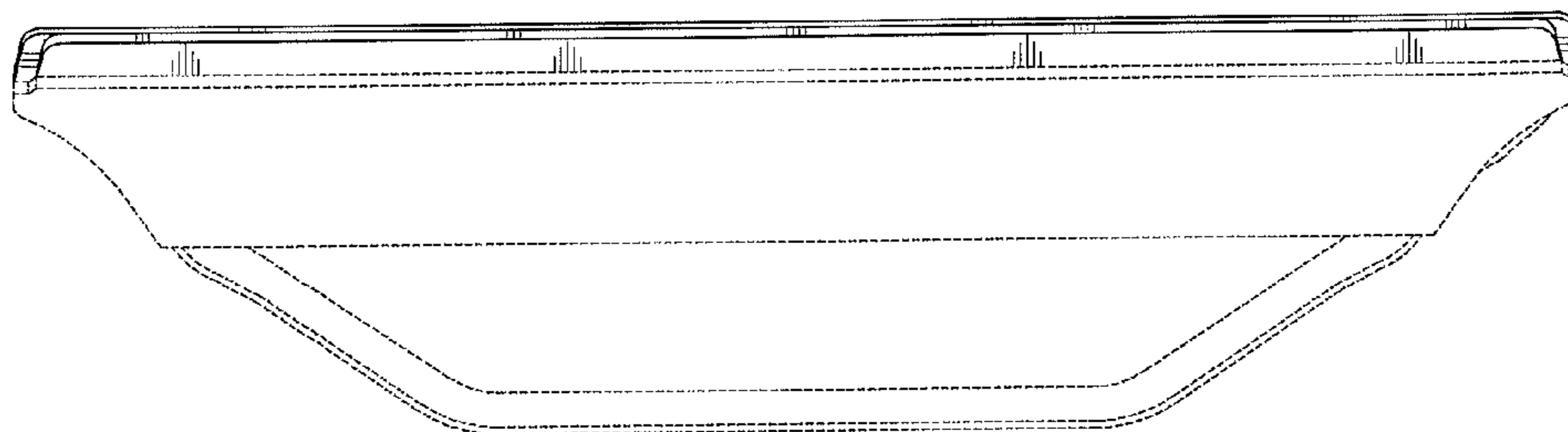


FIG. 7