



US00D689814S

(12) **United States Design Patent**
Cambon et al.

(10) **Patent No.:** **US D689,814 S**

(45) **Date of Patent:** **** Sep. 17, 2013**

(54) **PNEUMATIC TIRE**

(71) Applicant: **Compagnie Generale des Etablissements Michelin**, Clermont-Ferrand (FR)
(72) Inventors: **Stéphanie Cambon**, Chamalieres (FR); **Fabien Marlier**, Clermont-Ferrand (FR); **Benjamin Quantinet**, Clermont-Ferrand (FR)

(73) Assignees: **Compagnie Generale des Etablissements Michelin**, Clermont-Ferrand (FR); **Michelin Recherche et Technique S.A.**, Granges-Paccot (CH)

(**) Term: **14 Years**

(21) Appl. No.: **29/436,748**

(22) Filed: **Nov. 8, 2012**

(30) **Foreign Application Priority Data**

May 11, 2012 (FR) 12 2230

(51) **LOC (9) Cl.** **12-15**

(52) **U.S. Cl.**
USPC **D12/564**

(58) **Field of Classification Search**
USPC D12/533-567, 599-603, 900-901;
152/209.1-209.9, 209.11-209.19, 209.21-209.28,
152/455

See application file for complete search history.

(56) **References Cited**

U.S. PATENT DOCUMENTS

D333,455 S *	2/1993	Himuro et al.	D12/565
D429,190 S *	8/2000	Baker	D12/559
D485,230 S *	1/2004	Williams	D12/564
D507,233 S *	7/2005	Daisho et al.	D12/565
D614,116 S *	4/2010	Scheifele et al.	D12/559
D672,708 S *	12/2012	Corsi et al.	D12/564

* cited by examiner

Primary Examiner — Stacia Cadmus

(74) *Attorney, Agent, or Firm* — Buchanan Ingersoll & Rooney PC

(57) **CLAIM**

The ornamental design for a pneumatic tire, as shown and described.

DESCRIPTION

FIG. 1 is a perspective view of a pneumatic tire showing our new design.

FIG. 2 is a front elevational view thereof.

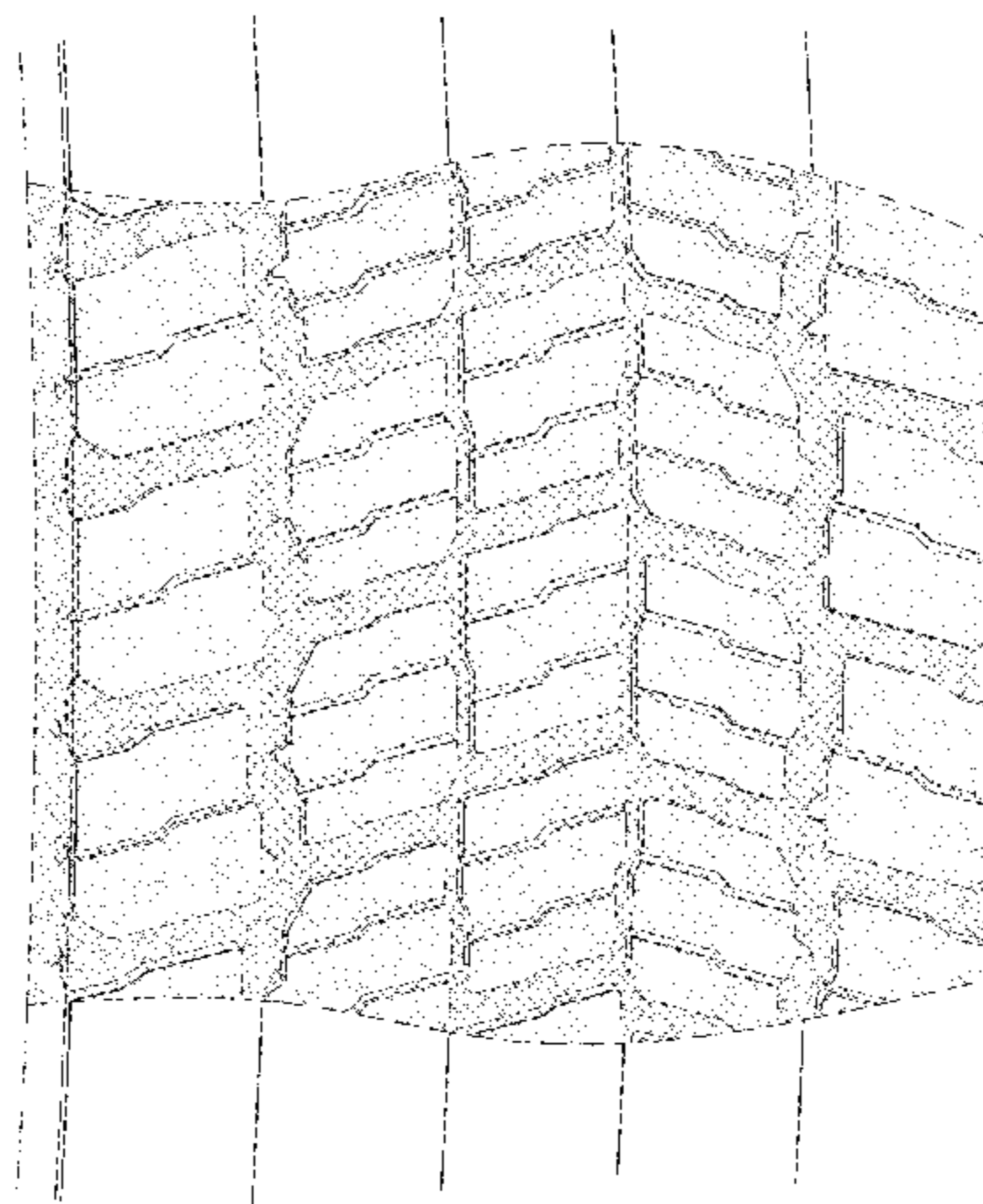
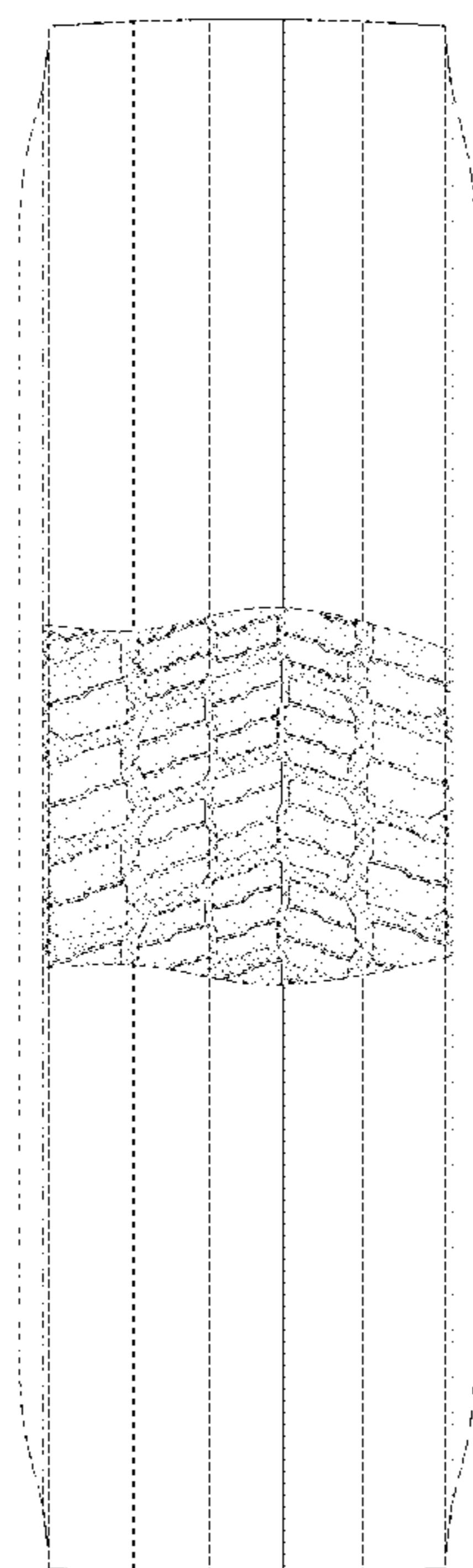
FIG. 3 is a side elevational view thereof, the other side being a mirror image; and,

FIG. 4 is an enlarged perspective view thereof.

In the drawings, the broken lines defining the sidewall, inner bead and the unclaimed sidewall depict environmental subject matter that forms no part of the claimed design. The dash-dot lines represent the peripheral boundary between the claimed tire tread and unclaimed sidewall.

The tread pattern is understood to repeat uniformly throughout the circumference of the tire, as shown schematically in solid lines.

1 Claim, 4 Drawing Sheets



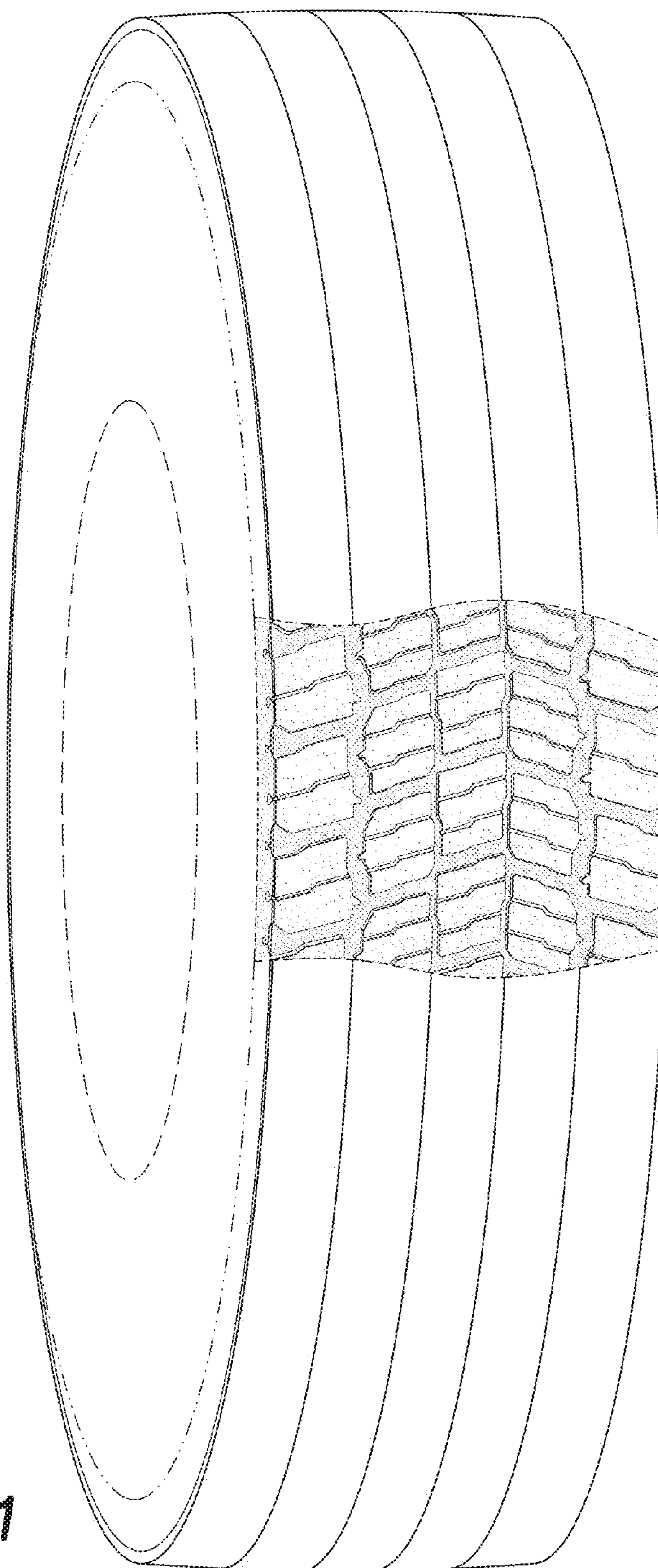


FIG. 1

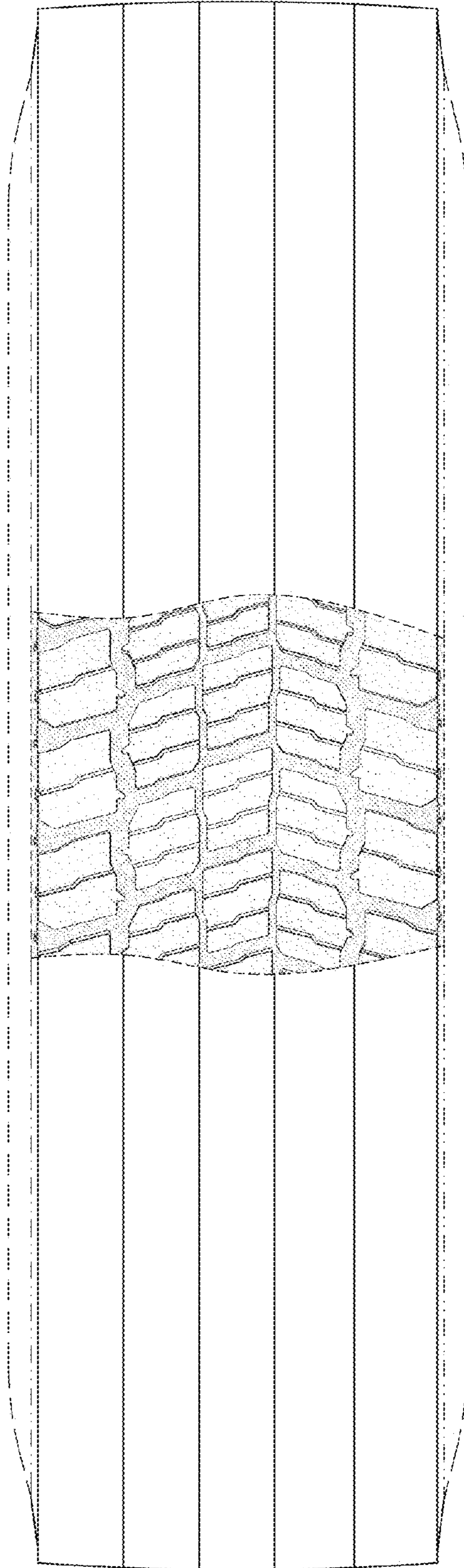


FIG. 2




FIG. 3

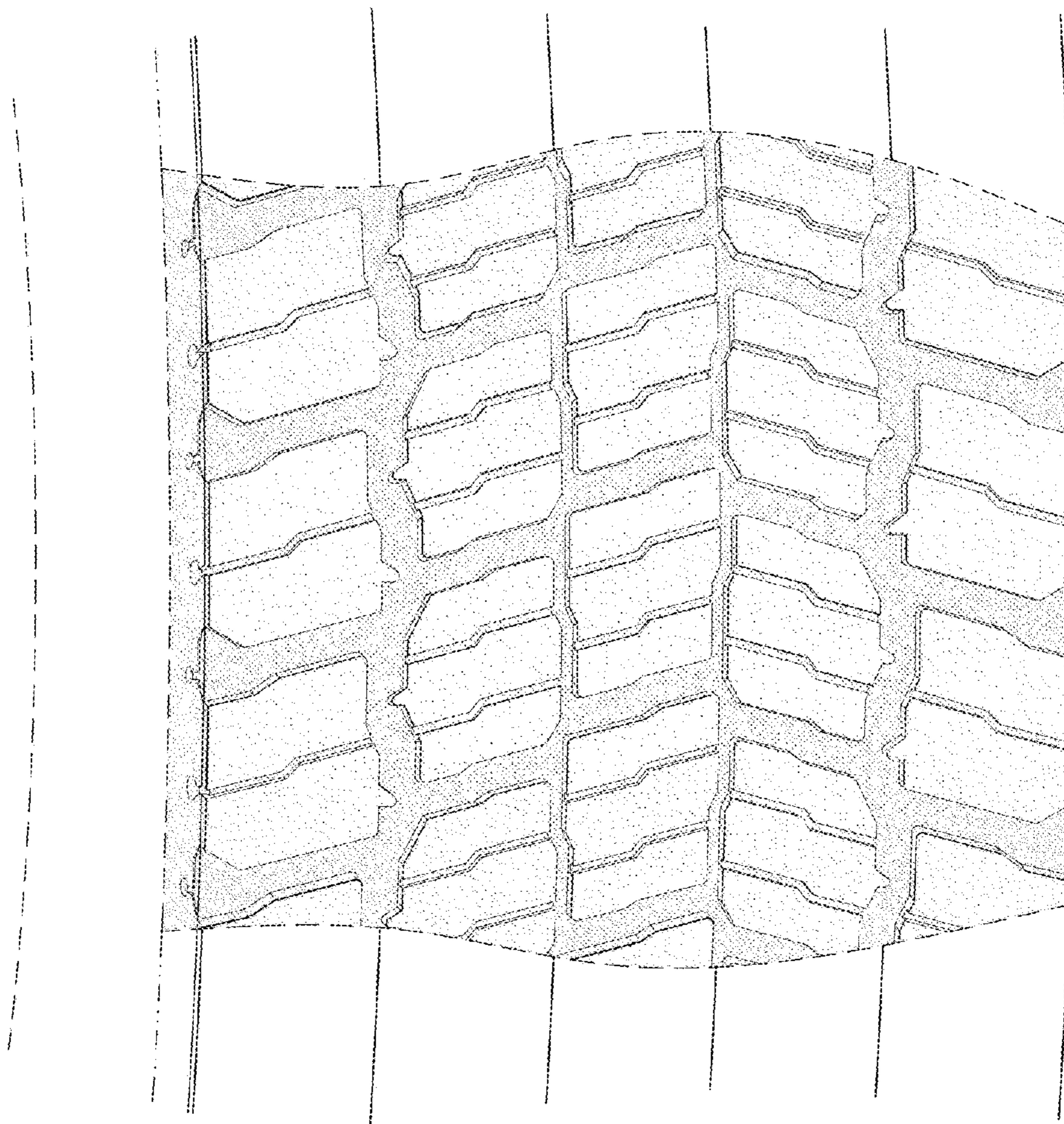


FIG. 4