



US00D689796S

(12) **United States Design Patent**
Kubo et al.

(10) **Patent No.:** **US D689,796 S**

(45) **Date of Patent:** **** Sep. 17, 2013**

(54) **MOTOR VEHICLE AND/OR TOY REPLICA THEREOF**

(71) Applicants: **Kosuke Kubo**, Okazaki (JP); **Kenji Kido**, Okazaki (JP); **Troy Shuji Sumitomo**, Huntington Beach, CA (US)

(72) Inventors: **Kosuke Kubo**, Okazaki (JP); **Kenji Kido**, Okazaki (JP); **Troy Shuji Sumitomo**, Huntington Beach, CA (US)

(73) Assignees: **Toyota Jidosha Kabushiki** (JP); **Fuji Jukogyo Kabushiki Kaisha** (JP)

(**) Term: **14 Years**

(21) Appl. No.: **29/446,993**

(22) Filed: **Feb. 28, 2013**

Related U.S. Application Data

(62) Division of application No. 29/400,073, filed on Aug. 23, 2011, now Pat. No. Des. 686,111.

(30) **Foreign Application Priority Data**

Feb. 28, 2011	(JP)	2011-004246
Feb. 28, 2011	(JP)	2011-004247
Feb. 28, 2011	(JP)	2011-004262
Feb. 28, 2011	(JP)	2011-004263
Feb. 28, 2011	(JP)	2011-004267
Apr. 19, 2011	(JP)	2011-008941

(51) **LOC (9) Cl.** **12-08**

(52) **U.S. Cl.**
USPC **D12/92**

(58) **Field of Classification Search**
USPC D12/86, 90-92; D21/424, 433, 434;
296/181.1, 181.5

See application file for complete search history.

(56) **References Cited**

U.S. PATENT DOCUMENTS

D551,126 S	9/2007	Manfredini
D575,678 S	8/2008	Matsumoto et al.
D592,554 S	5/2009	Larson et al.
D607,782 S	1/2010	Yamazaki et al.
D609,608 S	2/2010	Boniface et al.
D618,594 S	6/2010	Sonoda et al.
D619,503 S	7/2010	Ishibashi et al.
D628,124 S	11/2010	Stephenson
D629,720 S	12/2010	Manzoni
D664,474 S	7/2012	Stoschek et al.
D673,079 S *	12/2012	Goto et al. D12/92

* cited by examiner

Primary Examiner — Melody Brown

(74) *Attorney, Agent, or Firm* — Saidman DesignLaw Group

(57) **CLAIM**


The ornamental design for a motor vehicle and/or toy replica thereof, as shown and described.

DESCRIPTION

FIG. 1 is a front perspective view of a motor vehicle and/or toy replica thereof showing my new design;
FIG. 2 is a rear perspective view thereof;
FIG. 3 is a right side view thereof, the left side view being a mirror image;
FIG. 4 is a front view thereof;
FIG. 5 is a rear view thereof; and,
FIG. 6 is a top view thereof.

The broken lines illustrate environmental structure and form no part of the claimed design.

1 Claim, 2 Drawing Sheets






FIG. 1




FIG. 2

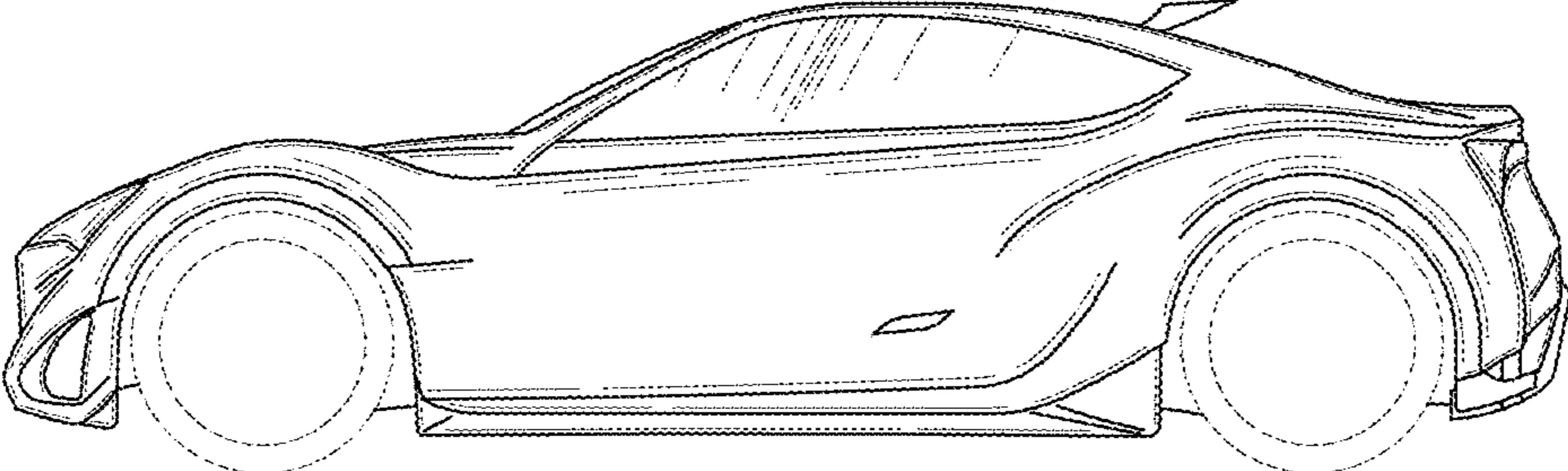


FIG. 3

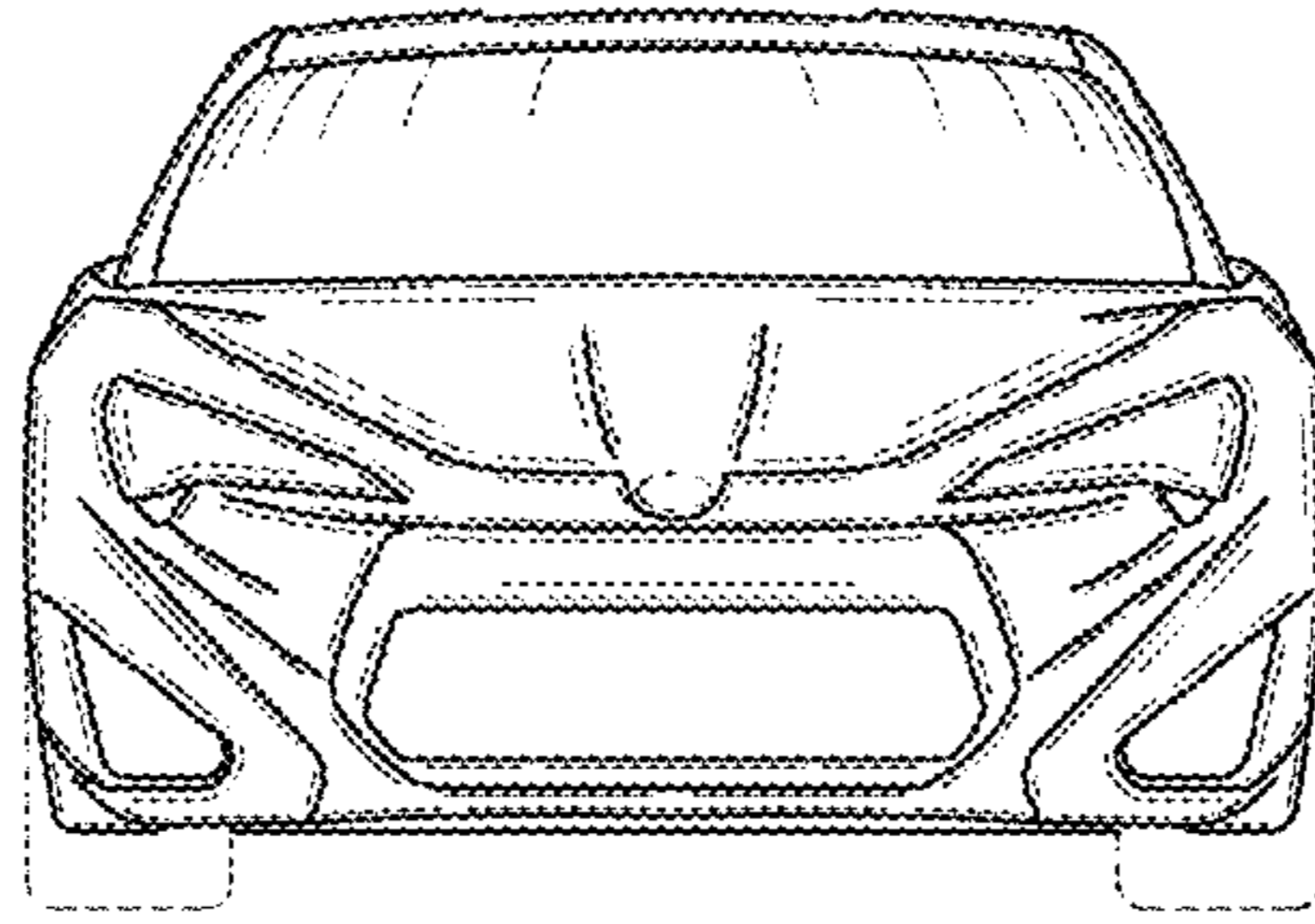


FIG. 4

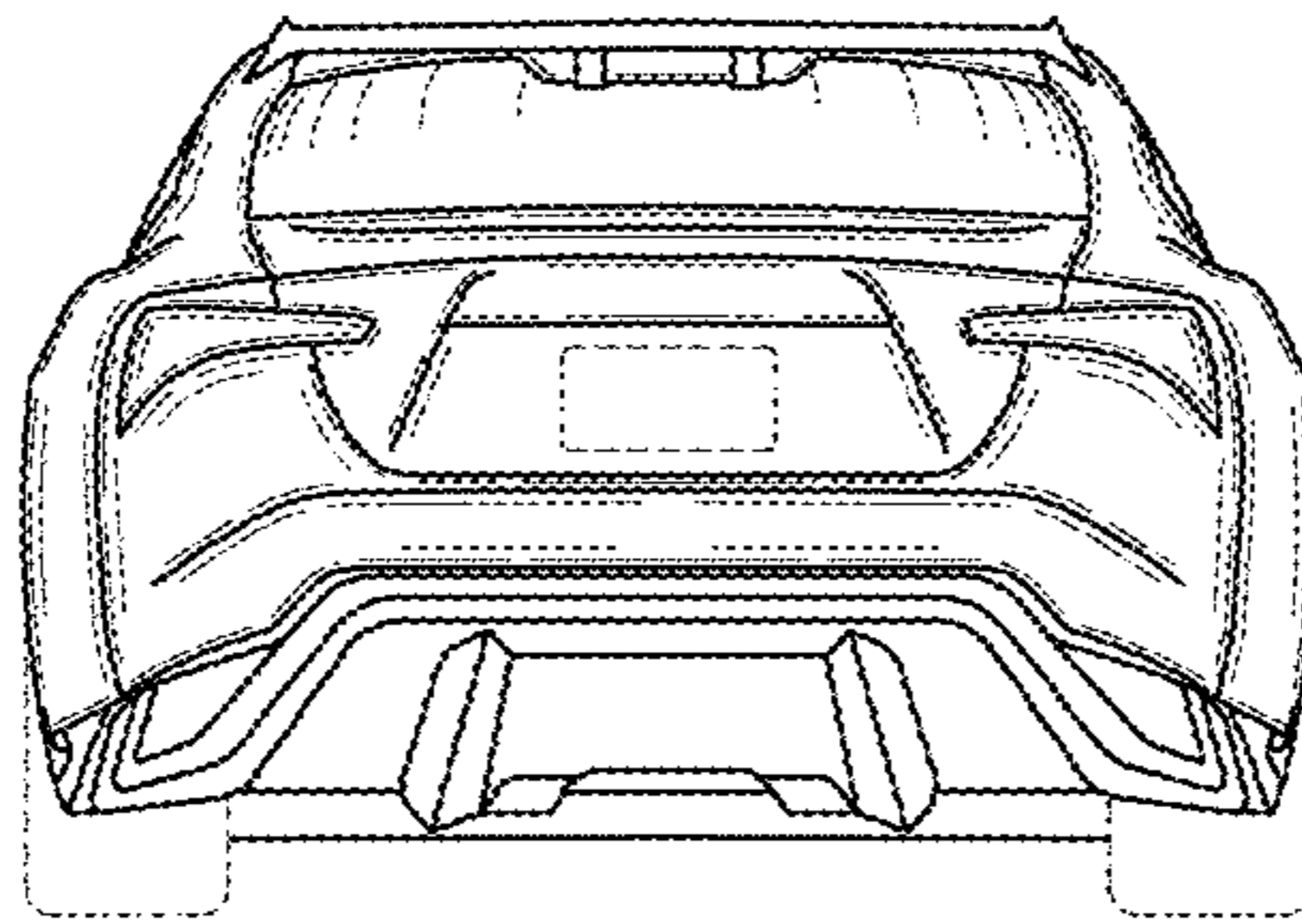


FIG. 5

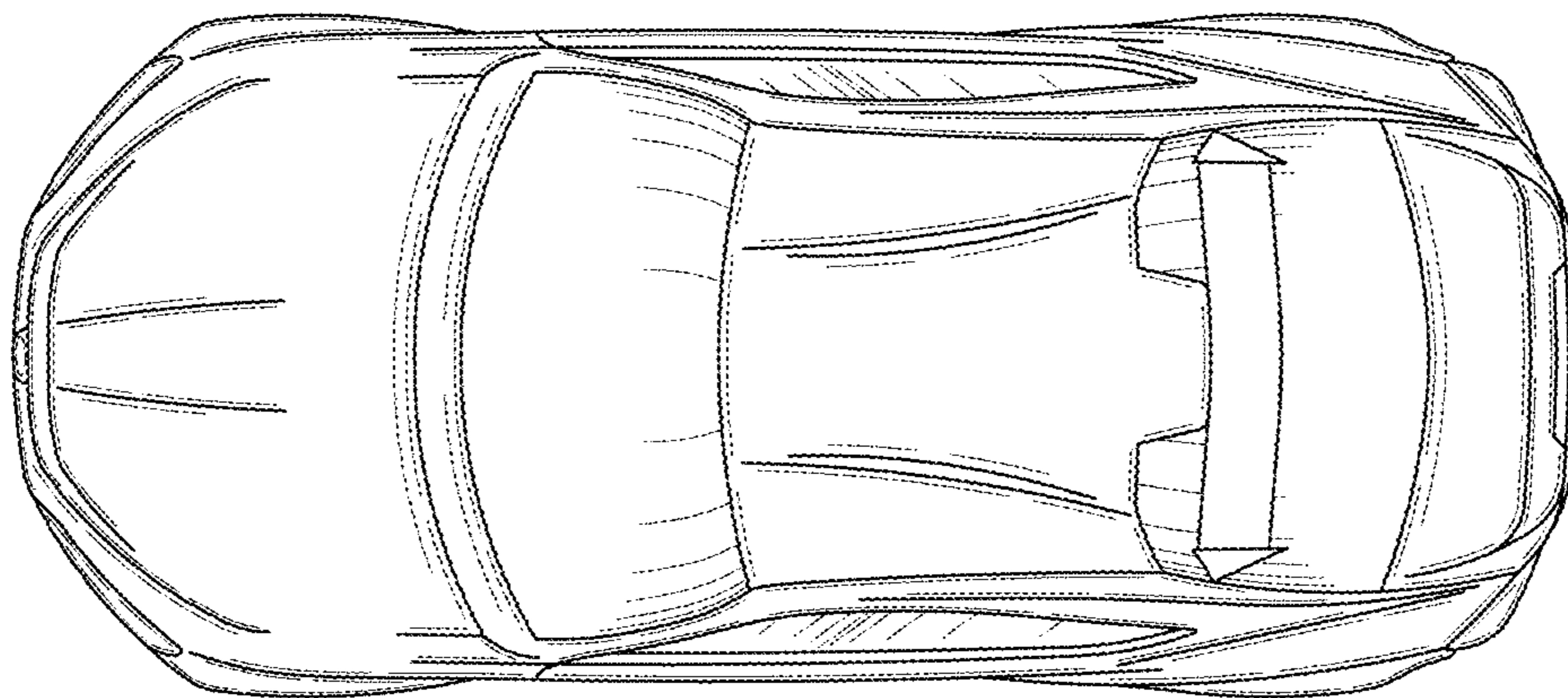


FIG. 6