



US00D689755S

(12) **United States Design Patent**  
**Quinn et al.**

(10) **Patent No.:** **US D689,755 S**

(45) **Date of Patent:** **\*\* Sep. 17, 2013**

(54) **CHISEL HAVING A CONTRAST OF COLOR**

(75) Inventors: **Thomas J. Quinn**, Towson, MD (US);  
**David B. Lee**, Baltimore, MD (US);  
**Maurice Lapointe**, Ellicott City, MD  
(US); **Glen V. Steinbrunner**, Bel Air,  
MD (US)

(73) Assignee: **Black & Decker Inc.**, Newark, DE (US)

(\*\*) Term: **14 Years**

(21) Appl. No.: **29/402,433**

(22) Filed: **Sep. 23, 2011**

(51) **LOC (9) Cl.** ..... **08-03**

(52) **U.S. Cl.**  
USPC ..... **D8/70; D8/47**

(58) **Field of Classification Search**  
USPC ..... D8/14, 20, 47, 70; D15/21, 28, 29,  
D15/139; 30/167, 167.2, 168, 366; D24/146;  
81/15.2; 299/38.1, 69, 100  
See application file for complete search history.

(56) **References Cited**

U.S. PATENT DOCUMENTS

1,350,241	A *	8/1920	Routh	30/168
1,570,650	A *	1/1926	Thomson	30/168
D92,385	S *	6/1934	Bardwell	D8/47
D137,744	S *	4/1944	Gunderson	D8/47
3,027,953	A	4/1962	Coski	
3,655,244	A	4/1972	Swisher	
4,144,868	A	3/1979	Heitbrink	
D269,495	S	6/1983	Finn	
4,926,558	A	5/1990	Brace	
D346,103	S *	4/1994	Warner	D8/47

(Continued)

FOREIGN PATENT DOCUMENTS

DE 463571 A 8/1928  
DE 828385 A 1/1952

(Continued)

OTHER PUBLICATIONS

Dewalt High Impact Demolition Dual-Steel Chisels. A Concord Car-  
penter. Jul. 4, 2012 [online], [retrieved on Apr. 11, 2013]. Retrieved  
from the Internet <URL: <http://www.aconcordcarpenter.com/2012/07/dewalt-high-impact-demolition-chisels.html>>.\*

(Continued)

*Primary Examiner* — Philip S Hyder

*Assistant Examiner* — Darlington Ly

(74) *Attorney, Agent, or Firm* — Scott B. Markow

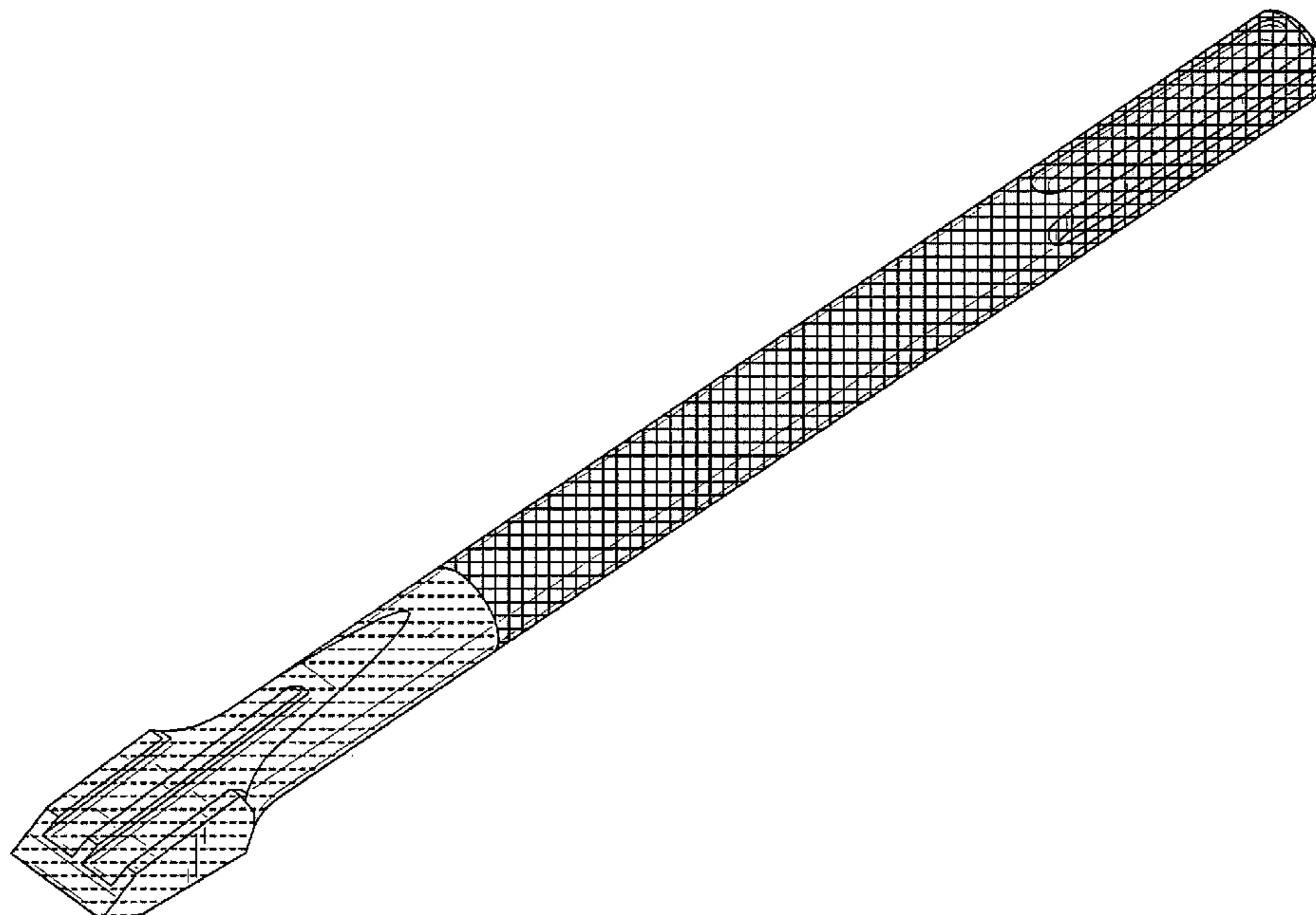
(57) **CLAIM**

The ornamental design for a chisel having a contrast of color,  
as shown and described.

**DESCRIPTION**

FIG. 1 is a perspective view of a chisel.  
FIG. 2 is a top view of the chisel of FIG. 1.  
FIG. 3 is a bottom view of the chisel of FIG. 1.  
FIG. 4 is a left view of the chisel of FIG. 1.  
FIG. 5 is a right view of the chisel of FIG. 1.  
FIG. 6 is a rear view of the chisel of FIG. 1; and,  
FIG. 7 is a front view of the chisel of FIG. 1.  
The cross-hatching and stippling shown in the figures are  
provided to represent a contrast of color.  
Specifically, the cross-hatching represents a black color, and  
the broken line hatching indicates a silver or gray color.  
Neither the cross-hatching nor broken line hatching is to form  
part of the claimed design.

**1 Claim, 4 Drawing Sheets**



(56)

References Cited

U.S. PATENT DOCUMENTS

D482,252 S \* 11/2003 Hyde ..... D8/47  
 6,981,496 B2 1/2006 Szendrovvari et al.  
 D525,840 S \* 8/2006 Bruce ..... D8/47  
 7,178,878 B2 \* 2/2007 Rompel ..... 299/100  
 7,363,922 B2 4/2008 Lang et al.  
 D637,629 S \* 5/2011 Clark ..... D15/29  
 D648,356 S \* 11/2011 Clark ..... D15/29  
 2007/0062046 A1 \* 3/2007 Hsu ..... 30/167  
 2008/0189957 A1 \* 8/2008 Kasper ..... 30/167  
 2012/0301238 A1 \* 11/2012 Quinn et al. .... 408/199

FOREIGN PATENT DOCUMENTS

DE 764144 A 7/1952  
 DE 860784 A 12/1952  
 DE 1468790 A1 2/1969  
 DE 2345965 A1 3/1974  
 DE 7342602 U 4/1976  
 DE 2730596 A1 1/1978  
 DE 3127740 A1 2/1982  
 DE 8321414 U1 10/1983  
 DE 8320045 U1 11/1983  
 DE 3342135 A1 5/1985  
 DE 3342137 A1 5/1985  
 DE 3344720 A1 6/1985

DE 3841128 A 6/1990  
 DE 29516413 U1 4/1996  
 DE 19914522 C2 5/2000  
 DE 20006156 U1 6/2000  
 DE 10057124 A1 5/2001  
 DE 202004012846 U1 10/2004  
 DE 102007006943 A1 4/2008  
 DE 102007046759 A1 4/2009  
 EP 0156789 A1 2/1985  
 EP 0586337 A2 12/1992  
 EP 0743136 A1 11/1996  
 EP 0855950 A1 8/1998  
 EP 0925881 A1 6/1999  
 EP 1413403 A1 4/2004  
 EP 1468790 A1 \* 10/2004  
 WO 9740965 A1 11/1997  
 WO WO 9740965 A1 \* 11/1997  
 WO 0136163 A1 5/2001

OTHER PUBLICATIONS

Dewalt XLR Concrete Drilling and Chiselling. p. 9. Oct. 22, 2012 [online], [retrieved on Apr. 11, 2013]. Retrieved from the Internet <URL: <http://www.dewalt.co.uk/DWBrochureStorage/Downloads/XLRConcrete//1/ebrochure.pdf>>.\*

\* cited by examiner

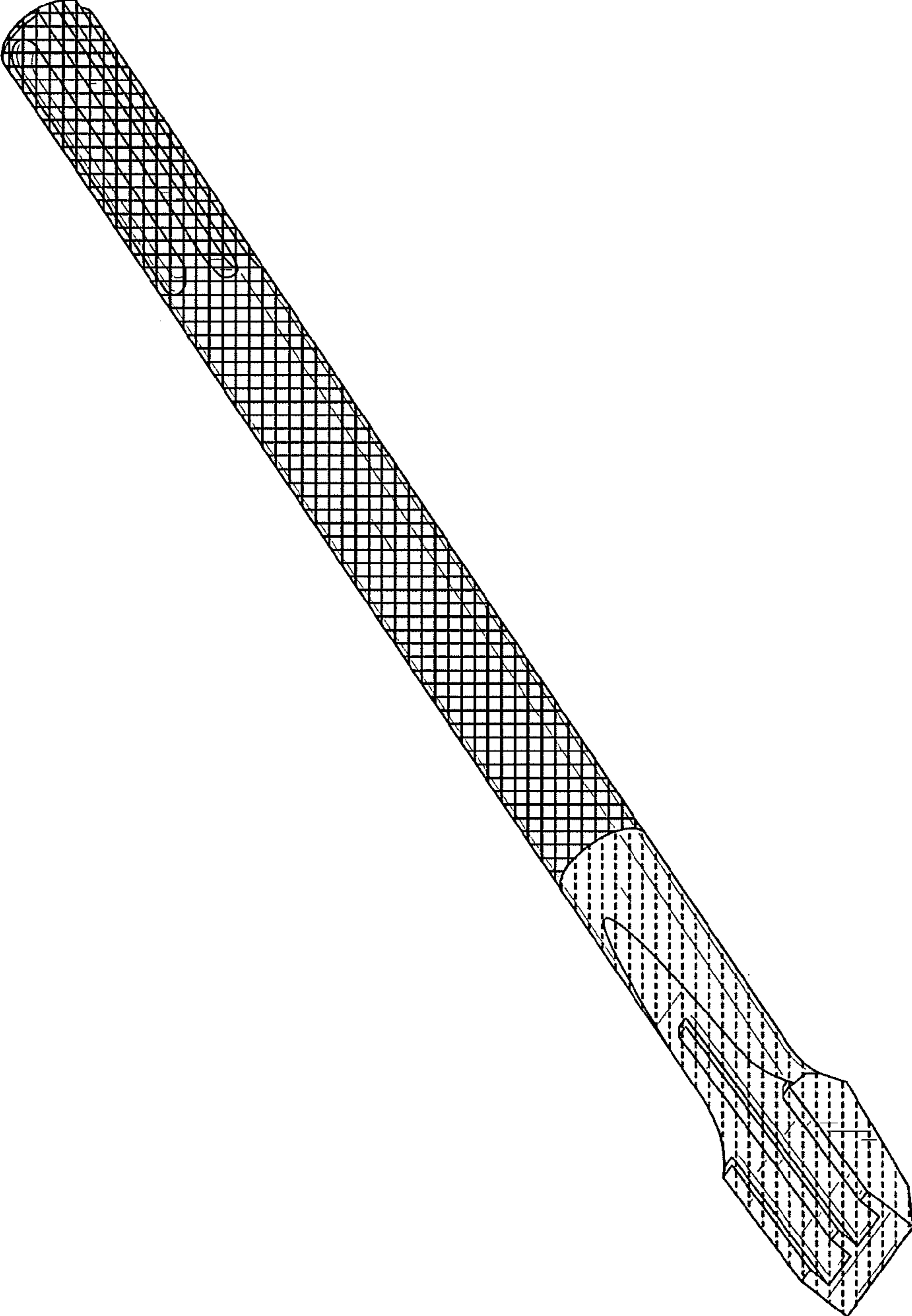


FIG. 1




FIG. 2




FIG. 3




FIG. 4




FIG. 5

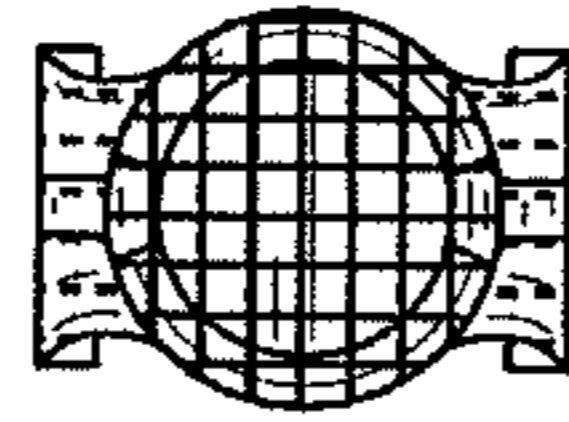


FIG. 6

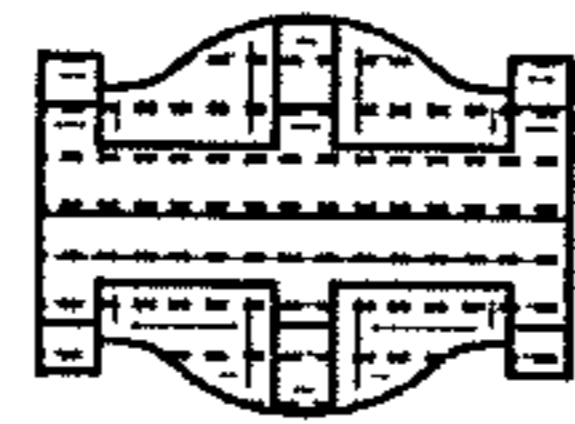


FIG. 7