



US00D689745S

(12) **United States Design Patent**
Robbins

(10) **Patent No.:** **US D689,745 S**

(45) **Date of Patent:** **** *Sep. 17, 2013**

(54) **BASTER**

(75) Inventor: **Rodney W. Robbins**, Florence, AL (US)

(73) Assignee: **Fox Run USA, LLC**, Ivyland, PA (US)

(*) Notice: This patent is subject to a terminal disclaimer.

(**) Term: **14 Years**

(21) Appl. No.: **29/413,544**

(22) Filed: **Feb. 16, 2012**

(51) **LOC (9) Cl.** **07-04**

(52) **U.S. Cl.**
USPC **D7/669**

(58) **Field of Classification Search**
USPC D7/669, 368, 683; D4/114, 135;
426/302; 141/1, 21-26; 222/206, 420, 215;
99/345, 346, 532, 494; 401/26, 126, 129,
401/270, 280, 281, 284, 352, 357, 114, 98

See application file for complete search history.

(56) **References Cited**

U.S. PATENT DOCUMENTS

5,720,330	A *	2/1998	Schmalz, Jr.	141/26
5,787,799	A *	8/1998	Mohrhauser et al.	99/345
5,875,823	A *	3/1999	Porter	141/26
6,354,337	B1 *	3/2002	Odessky et al.	141/26
6,575,204	B1 *	6/2003	Godfrey et al.	141/26
D521,327	S *	5/2006	Neal et al.	D7/669

* cited by examiner

Primary Examiner — Terry Wallace

(74) *Attorney, Agent, or Firm* — Gregor N. Neff

(57) **CLAIM**

The ornamental design for a baster, as shown and described.

DESCRIPTION

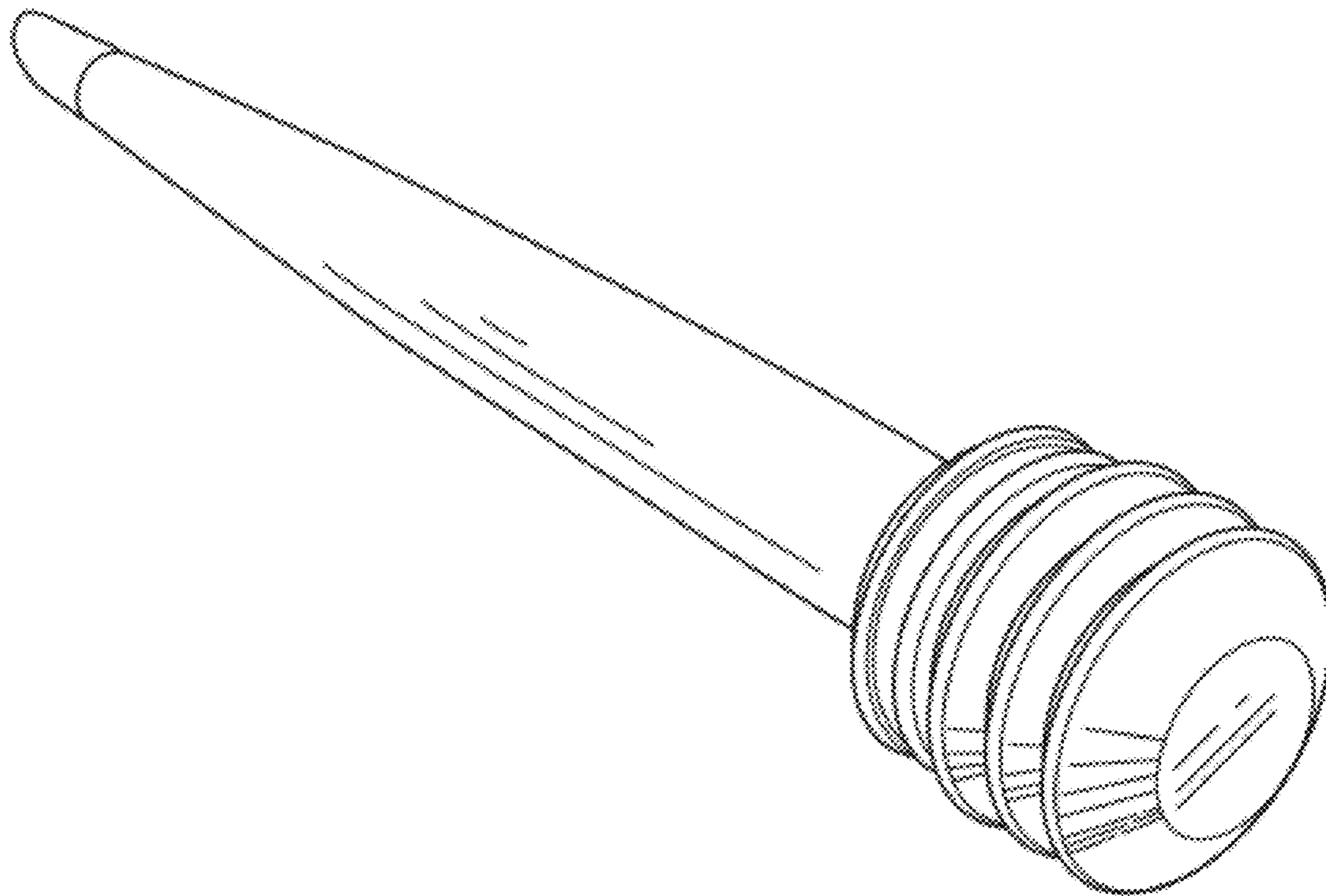
FIG. 1 is a front, right side perspective view of a baster showing my new design.

FIG. 2 is a side view thereof; and,

FIG. 3 is a rear view thereof.

The baster is symmetrical about a central longitudinal axis, except for the tip.

1 Claim, 1 Drawing Sheet



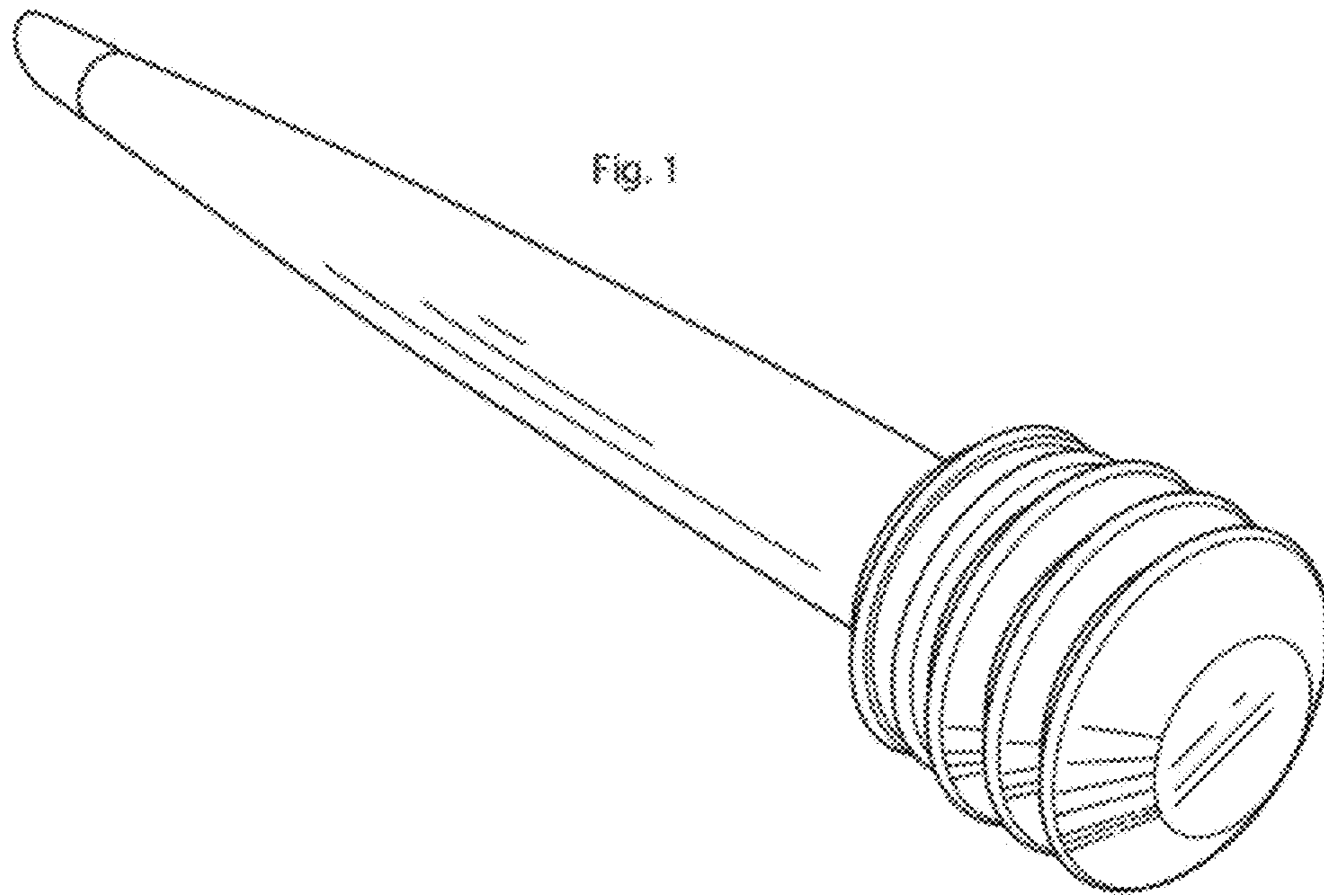


Fig. 1

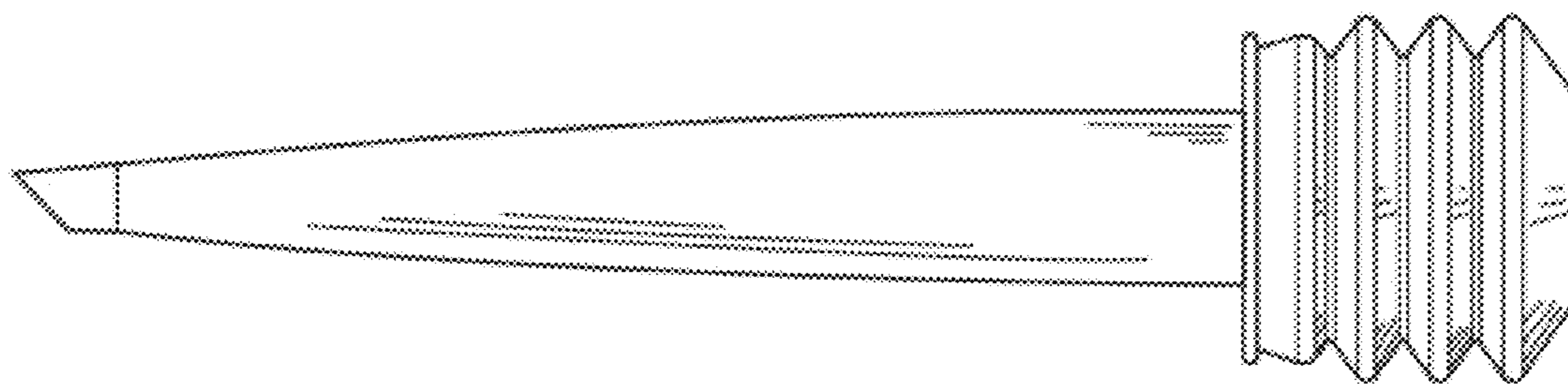


Fig. 2

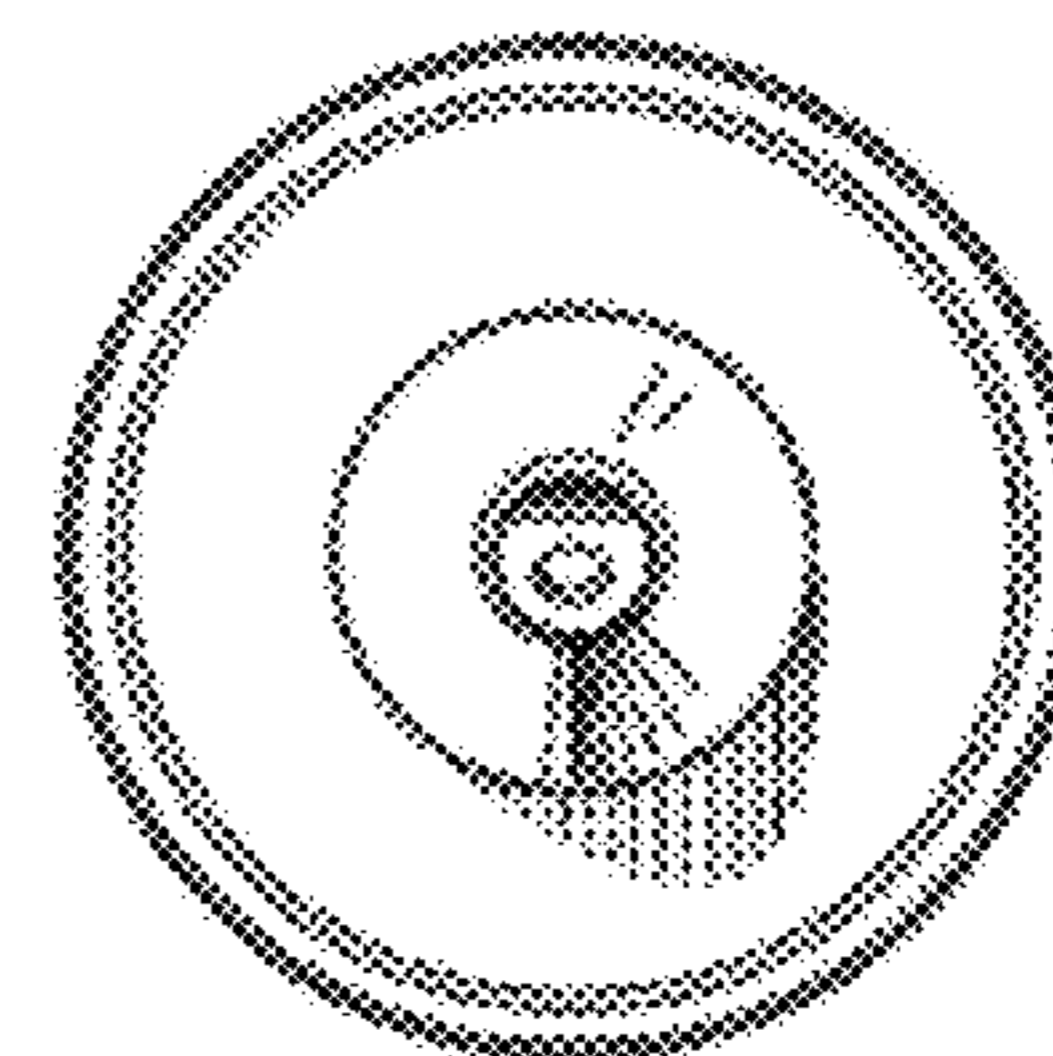


Fig. 3