



US00D689743S

(12) **United States Design Patent**  
**Tarantino et al.**

(10) **Patent No.:** **US D689,743 S**

(45) **Date of Patent:** **\*\* Sep. 17, 2013**

(54) **UTENSIL REST**

(75) Inventors: **Jay Tarantino**, Marion, OH (US);  
**Jeanine Tarantino**, Marion, OH (US);  
**William P. Camp, Jr.**, Vanlue, OH (US)

(73) Assignee: **Ivan Mudd LLC**, Marion, OH (US)

(\*\*) Term: **14 Years**

(21) Appl. No.: **29/424,563**

(22) Filed: **Jun. 13, 2012**

(51) **LOC (9) Cl.** ..... **07-06**

(52) **U.S. Cl.**

USPC ..... **D7/637**

(58) **Field of Classification Search**

USPC ..... D7/637, 388, 638-642, 601, 145,  
D7/152, 73, 74, 76; D19/20, 21, 27, 86,  
D19/75, 91; D20/15, 40, 43; D6/534, 469,  
D6/396, 420, 466; D9/430, 433, 431; 206/553;  
211/60.1, 70.1, 70.6, 70.7, 88.01, 65, 13.1,  
211/69.1; 248/152, 174, 176.1, 37.3, 37.6,  
248/110; D34/5, 6; 40/122, 120, 124, 124.4

See application file for complete search history.

(56) **References Cited**

**U.S. PATENT DOCUMENTS**

1,182,732	A	5/1916	Avery	
2,664,005	A	12/1953	Kosinski	
3,263,820	A *	8/1966	McFadden et al.	211/60.1
D292,861	S *	11/1987	Dorper	D7/639
4,834,328	A	5/1989	Hall	
4,858,863	A	8/1989	Lin	
4,940,199	A *	7/1990	Hall	248/37.3
D309,840	S *	8/1990	Estvold	D6/534

4,995,515	A *	2/1991	Smith	211/65
D320,332	S	10/1991	Fetty	
5,411,141	A *	5/1995	Bounds	206/553
D378,564	S *	3/1997	Hall	D7/637
D398,429	S *	9/1998	LeBlanc et al.	D34/6
D408,229	S	4/1999	Hong	
D446,424	S *	8/2001	Hall	D7/637
6,604,714	B1	8/2003	Hall	
D504,587	S *	5/2005	Root	D6/534
6,994,304	B2	2/2006	Kim et al.	
7,266,865	B1	9/2007	Rodin	
7,975,857	B2	7/2011	Restis et al.	
D675,065	S *	1/2013	Tarantino et al.	D7/601
2011/0114533	A1	5/2011	Le	
2013/0037660	A1 *	2/2013	Tarantino et al.	248/37.3
2013/0087664	A1 *	4/2013	Weavel	248/37.3

\* cited by examiner

*Primary Examiner* — Ian Simmons

*Assistant Examiner* — Shannon Weekley

(74) *Attorney, Agent, or Firm* — Fraser Clemens Martin & Miller LLC; Jacob M. Ward

(57) **CLAIM**

The ornamental design for a utensil rest, as shown and described.

**DESCRIPTION**

FIG. 1 is a front perspective view of the utensil rest showing our new design;

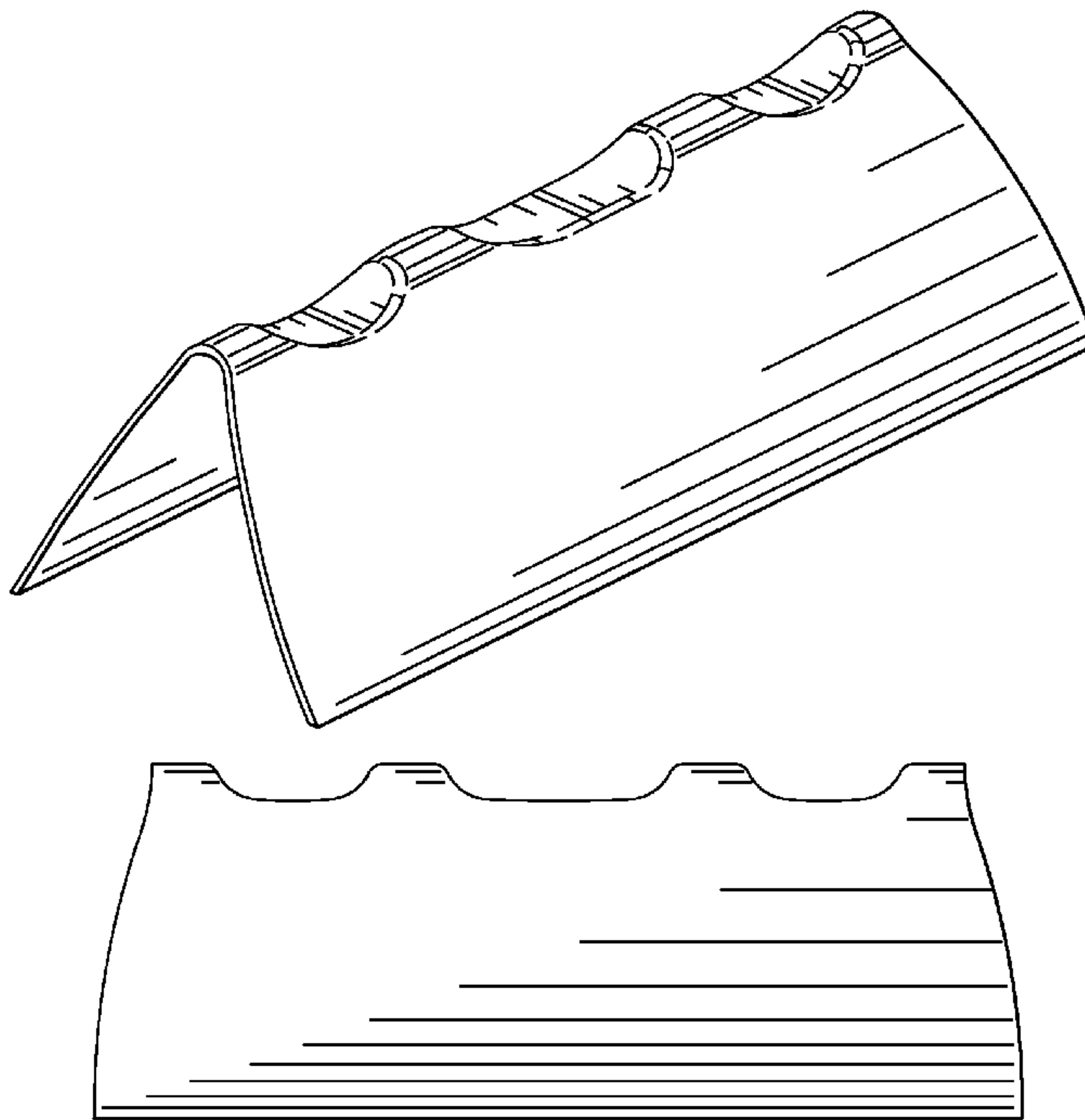
FIG. 2 is a top plan view thereof;

FIG. 3 is a bottom plan view thereof;

FIG. 4 is a front elevational view thereof, the rear elevational view being an identical mirror image thereof; and,

FIG. 5 is a right side elevational view thereof, the left side elevational view being an identical mirror image thereof.

**1 Claim, 2 Drawing Sheets**



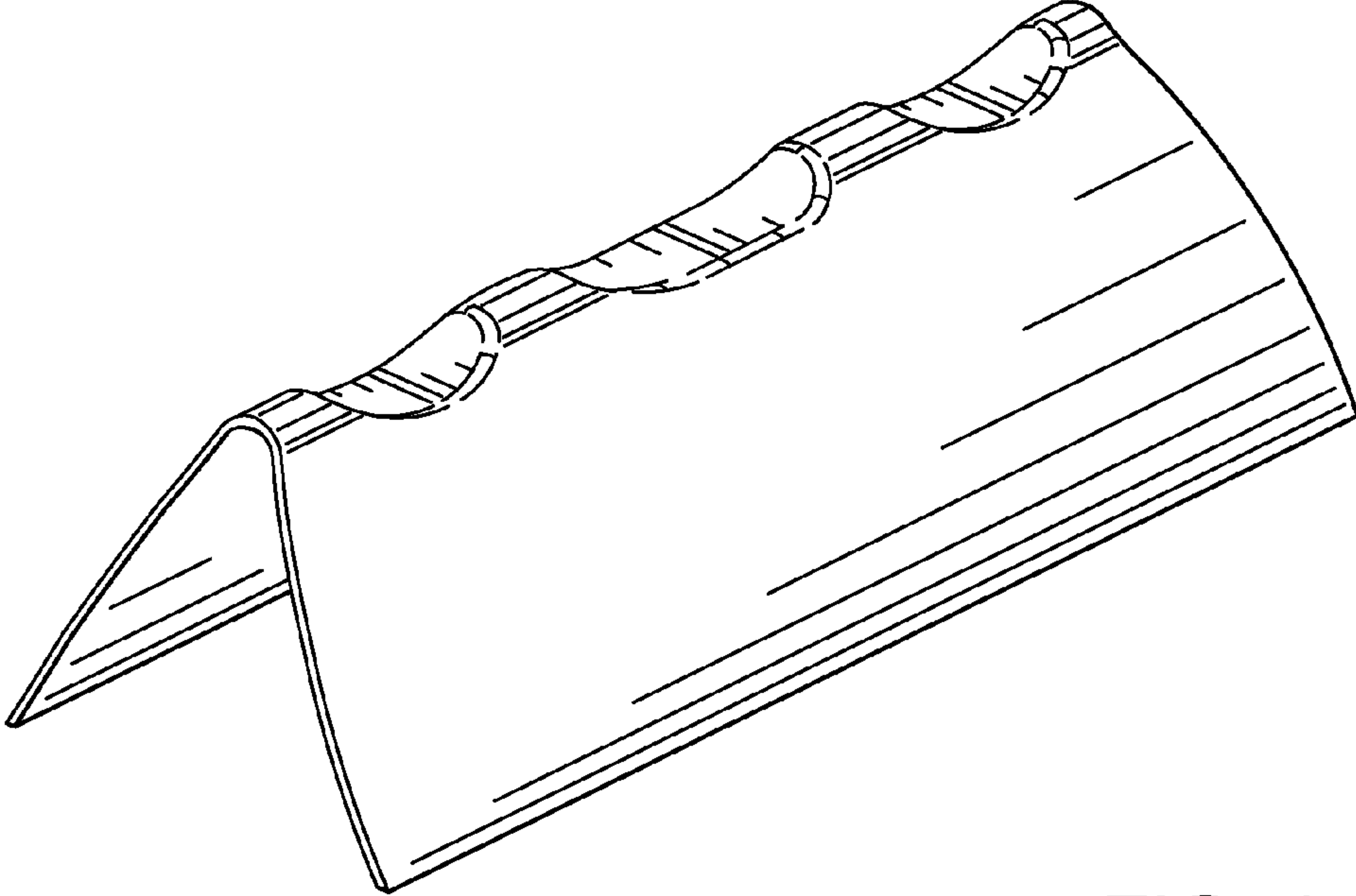


FIG. 1

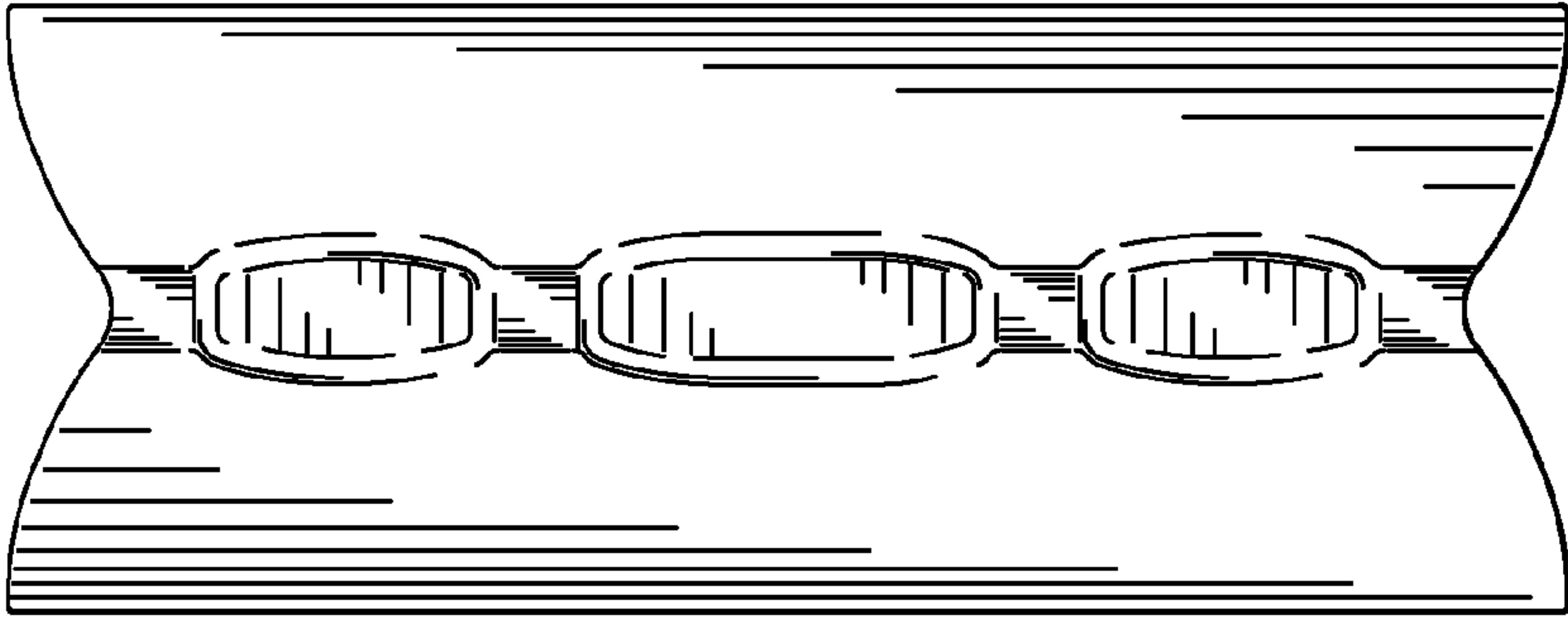


FIG. 2

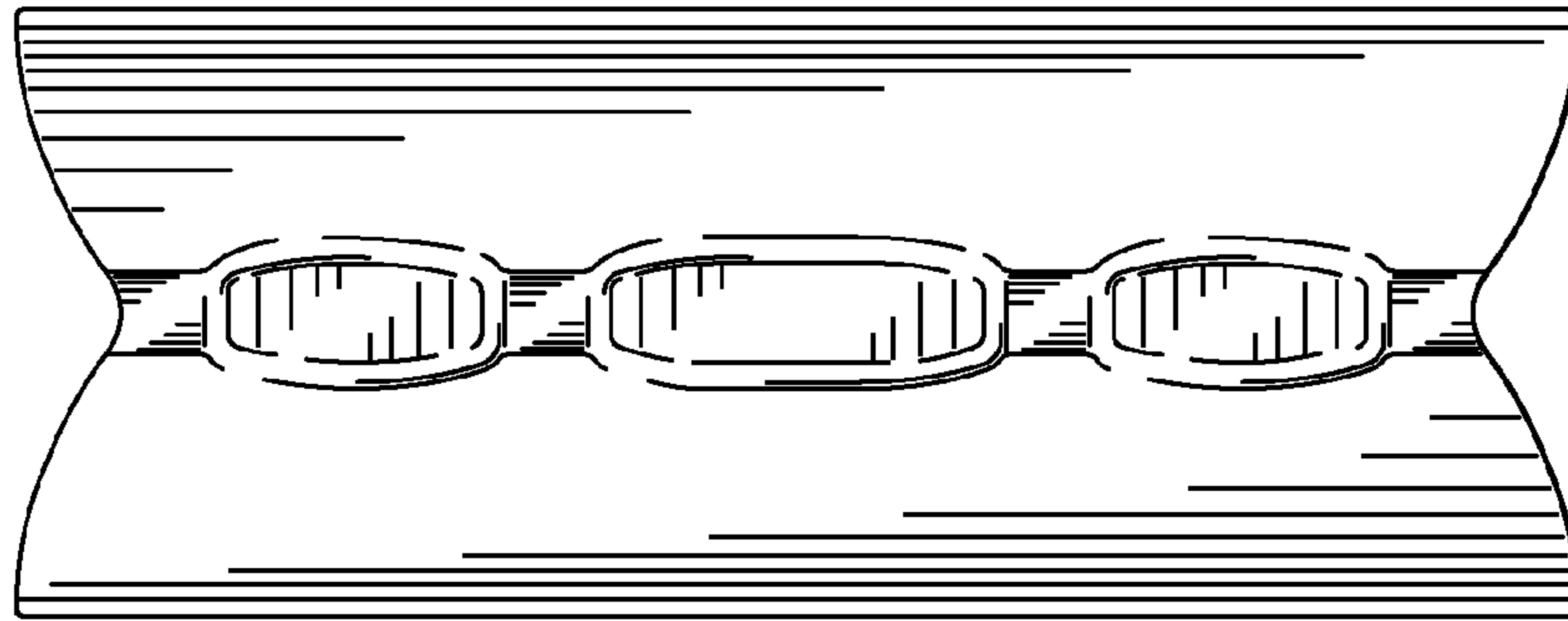


FIG. 3

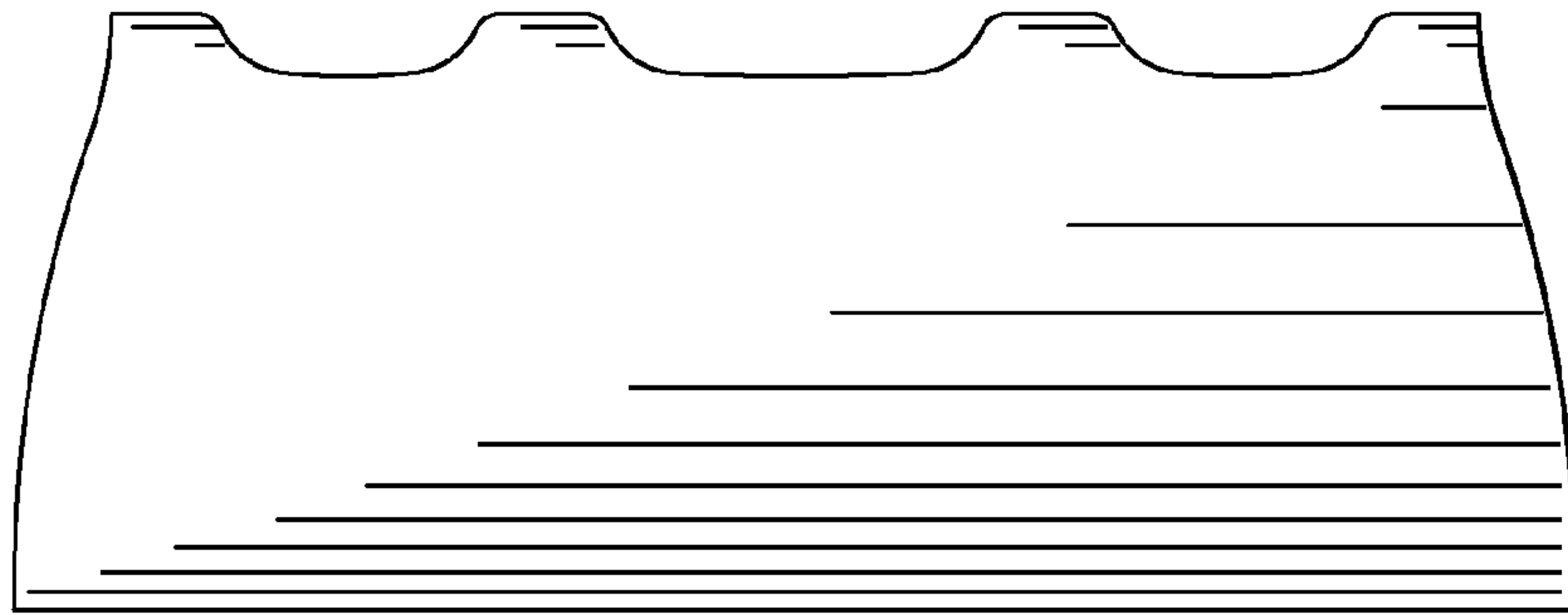


FIG. 4

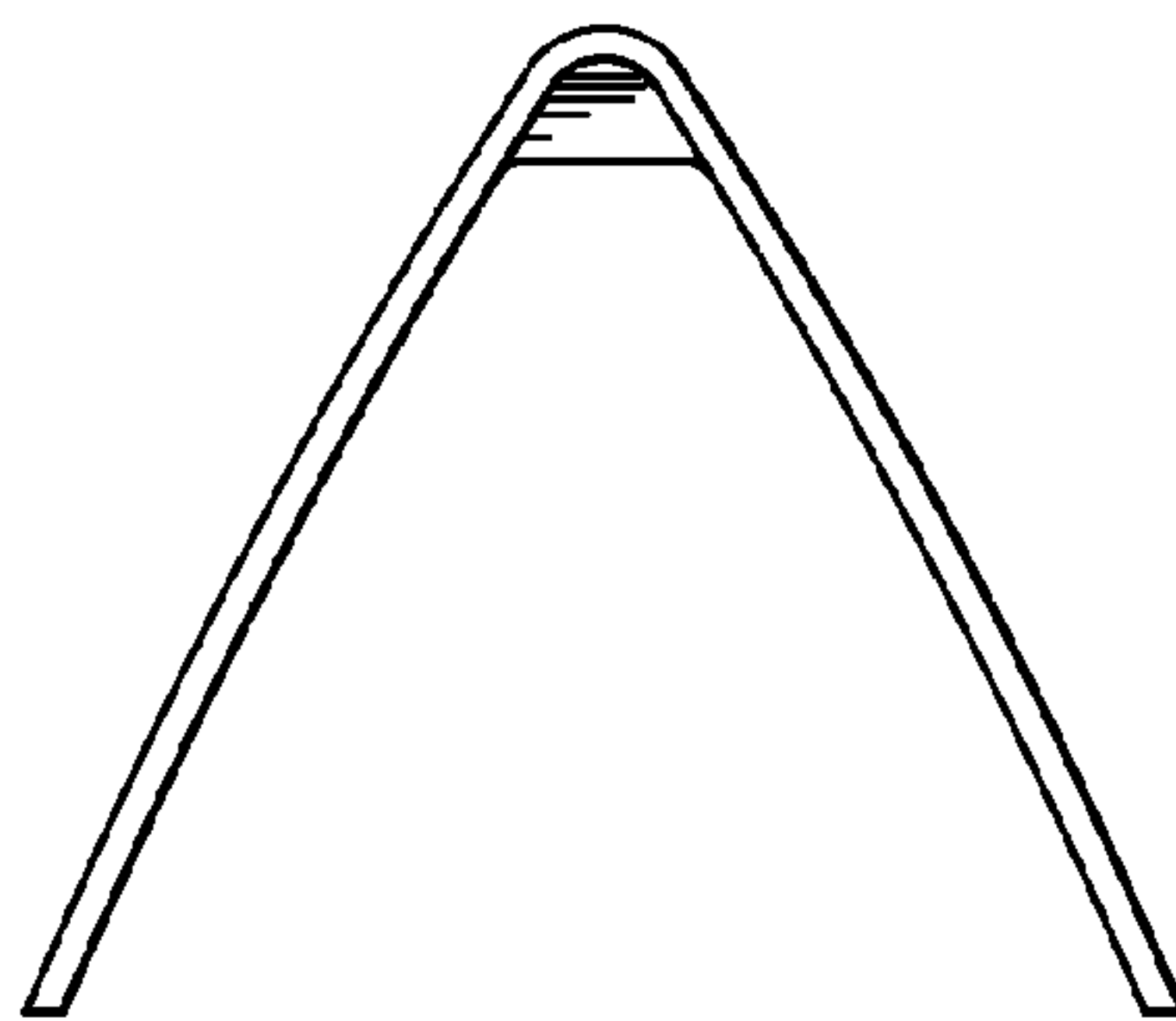


FIG. 5