



US00D689739S

(12) **United States Design Patent**
Schmitt

(10) **Patent No.:** **US D689,739 S**

(45) **Date of Patent:** **** Sep. 17, 2013**

(54) **TWO-COMPARTMENT BEVERAGE VESSEL WITH SPLIT TOP COVER**

(76) Inventor: **Brett A. Schmitt**, Shawnee, KS (US)

(**) Term: **14 Years**

(21) Appl. No.: **29/422,573**

(22) Filed: **May 22, 2012**

(51) **LOC (9) Cl.** **07-01**

(52) **U.S. Cl.**
USPC **D7/513; D7/510; D7/511**

(58) **Field of Classification Search**
USPC D7/523, 532, 531, 509, 510, 511,
D7/512, 513; 215/10, 384; D3/202, 215;
224/148.6, 148.5
See application file for complete search history.

(56) **References Cited**

U.S. PATENT DOCUMENTS

3,261,494	A	7/1966	Walker, Jr.	
D213,094	S *	1/1969	Davis	D7/531
3,684,123	A	8/1972	Bridges	
4,156,483	A	5/1979	Day	
4,231,476	A	11/1980	Compton et al.	
4,368,818	A	1/1983	Day et al.	
4,919,295	A	4/1990	Hitzler	
5,242,071	A	9/1993	Goebel	
5,405,030	A	4/1995	Frazier	
5,531,353	A	7/1996	Ward et al.	
D389,375	S *	1/1998	Benson	D7/530
D398,189	S *	9/1998	Benson	D7/530
D409,442	S *	5/1999	Kilpatrick et al.	D7/513
5,934,501	A	8/1999	Wright et al.	
5,961,004	A	10/1999	DeMars	
D416,443	S *	11/1999	Kilpatrick et al.	D7/513
6,123,214	A	9/2000	Goebel	
D471,803	S	3/2003	Trombly	

D480,601	S *	10/2003	Pettaweebuncha	D7/513
7,165,697	B1	1/2007	Checkalski	
7,243,812	B2	7/2007	Mansfield et al.	
D557,985	S	12/2007	Arcangeli	
D608,589	S *	1/2010	Ingman et al.	D7/509
D627,599	S *	11/2010	Richau et al.	D7/510
7,845,512	B2	12/2010	Skala	
D671,121	S *	11/2012	Schickling et al.	D14/426
D672,610	S *	12/2012	Park et al.	D7/510
2002/0195451	A1	12/2002	Khan	
2006/0032776	A1	2/2006	Klein et al.	
2008/0283523	A1	11/2008	Alonso	
2009/0065503	A1	3/2009	Hertzig	
2009/0127263	A1	5/2009	Hylton	
2009/0188929	A1	7/2009	Sims et al.	
2009/0272747	A1	11/2009	Kalaouze, Jr.	

* cited by examiner

Primary Examiner — Marianne Pandozzi

(74) *Attorney, Agent, or Firm* — Law Office of Mark Brown, LLC; Mark E. Brown; Christopher M. DeBacker

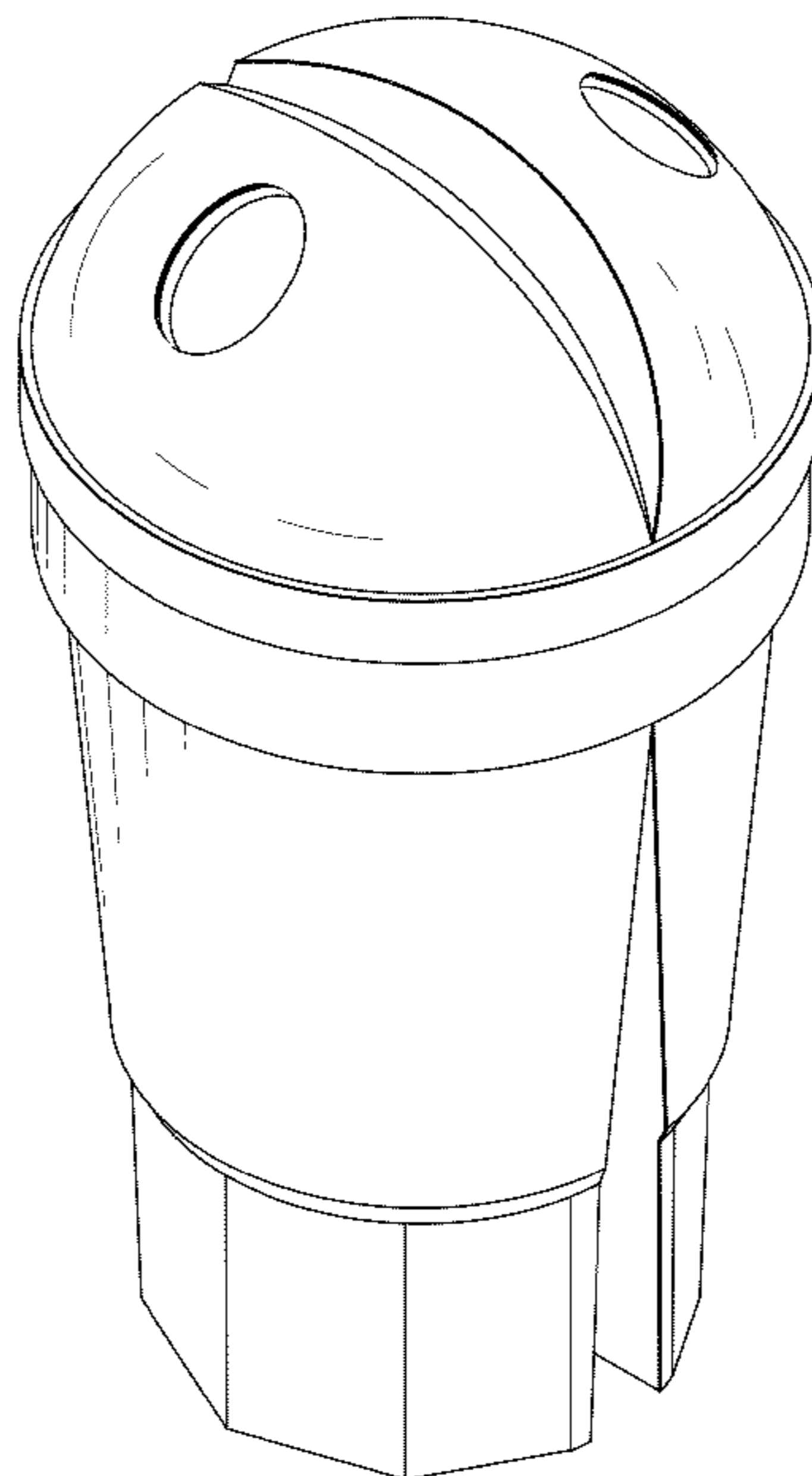
(57) **CLAIM**

The ornamental design for a two-compartment beverage vessel with split top cover, as shown and described.

DESCRIPTION

FIG. 1 is a perspective view of a two-compartment beverage vessel with split top cover;
FIG. 2 is a front elevational view of a two-compartment beverage vessel with split top cover, the rear elevational view being a mirror image thereof;
FIG. 3 is a right side elevational view of a two-compartment beverage vessel with split top cover, the left side elevational view being a mirror image thereof;
FIG. 4 is a top plan view thereof; and,
FIG. 5 is a bottom plan view thereof.

1 Claim, 4 Drawing Sheets



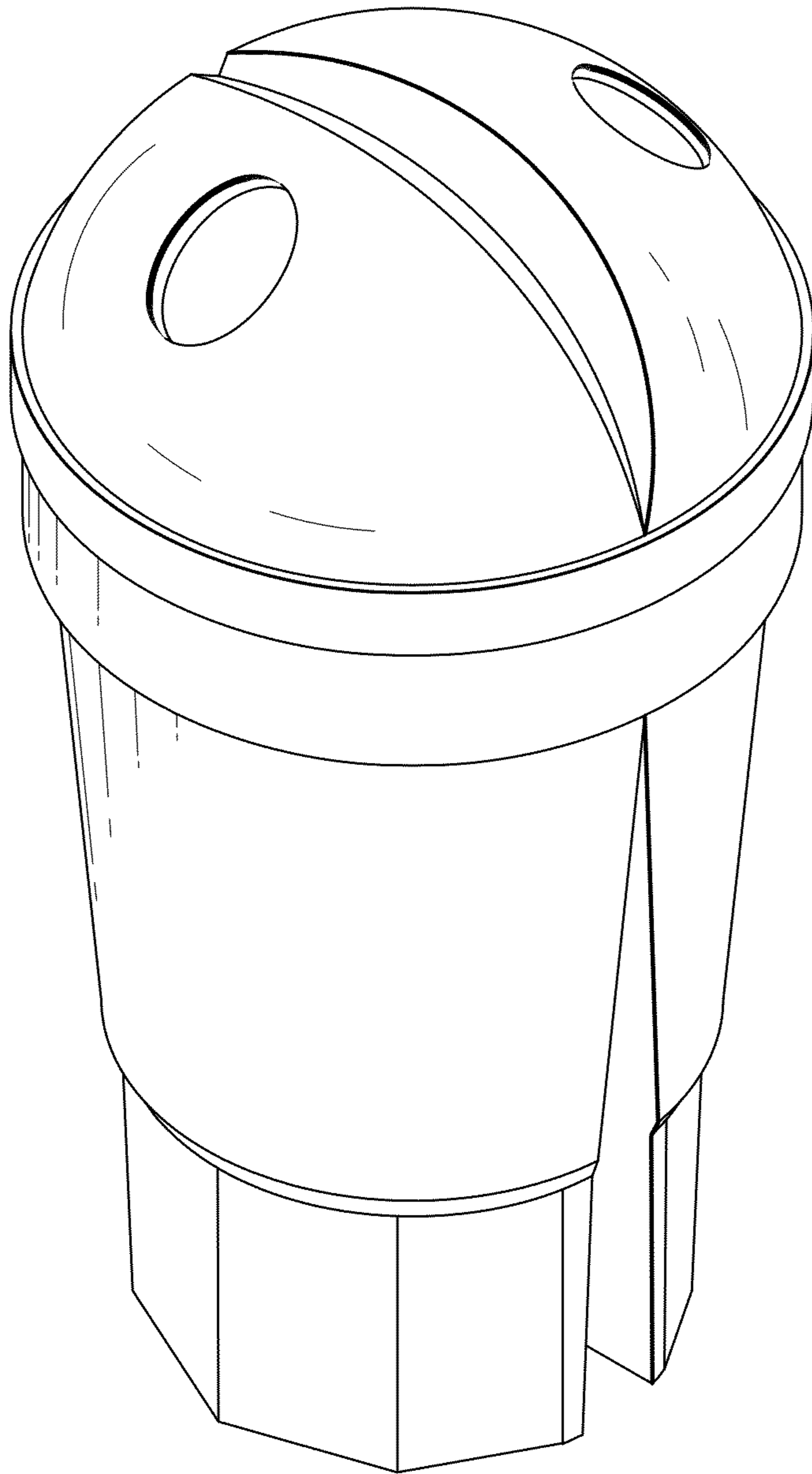


FIG. 1

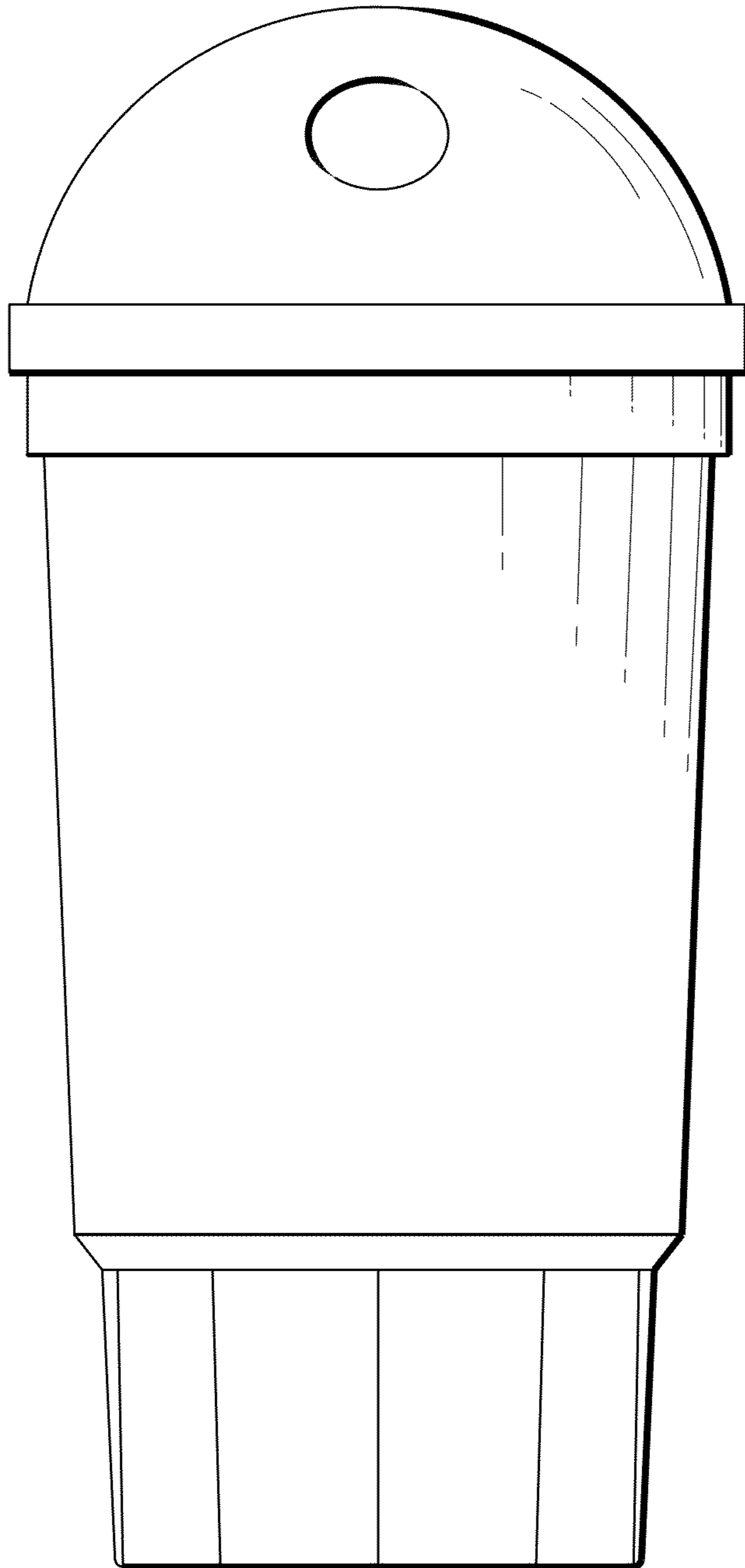


FIG. 2

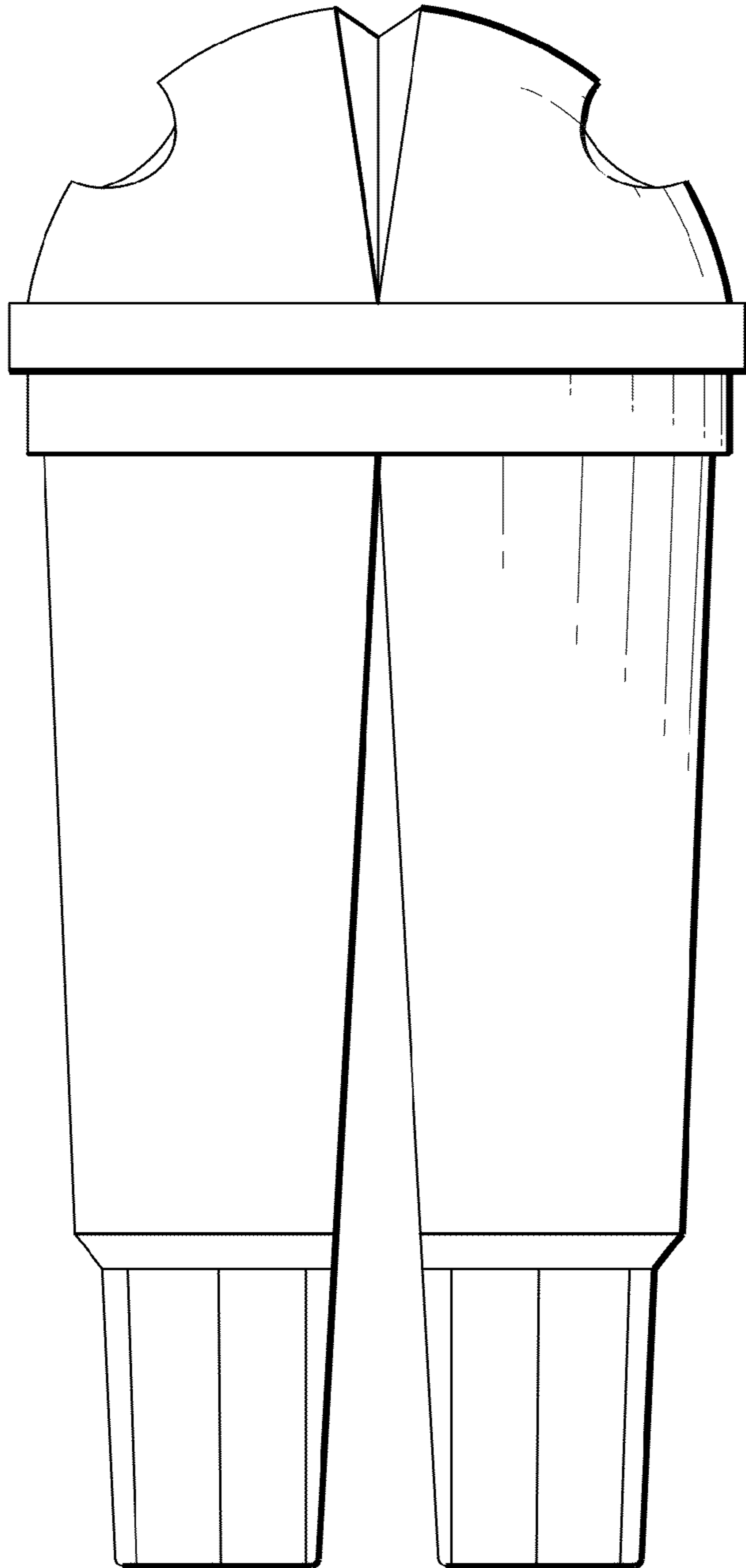


FIG. 3

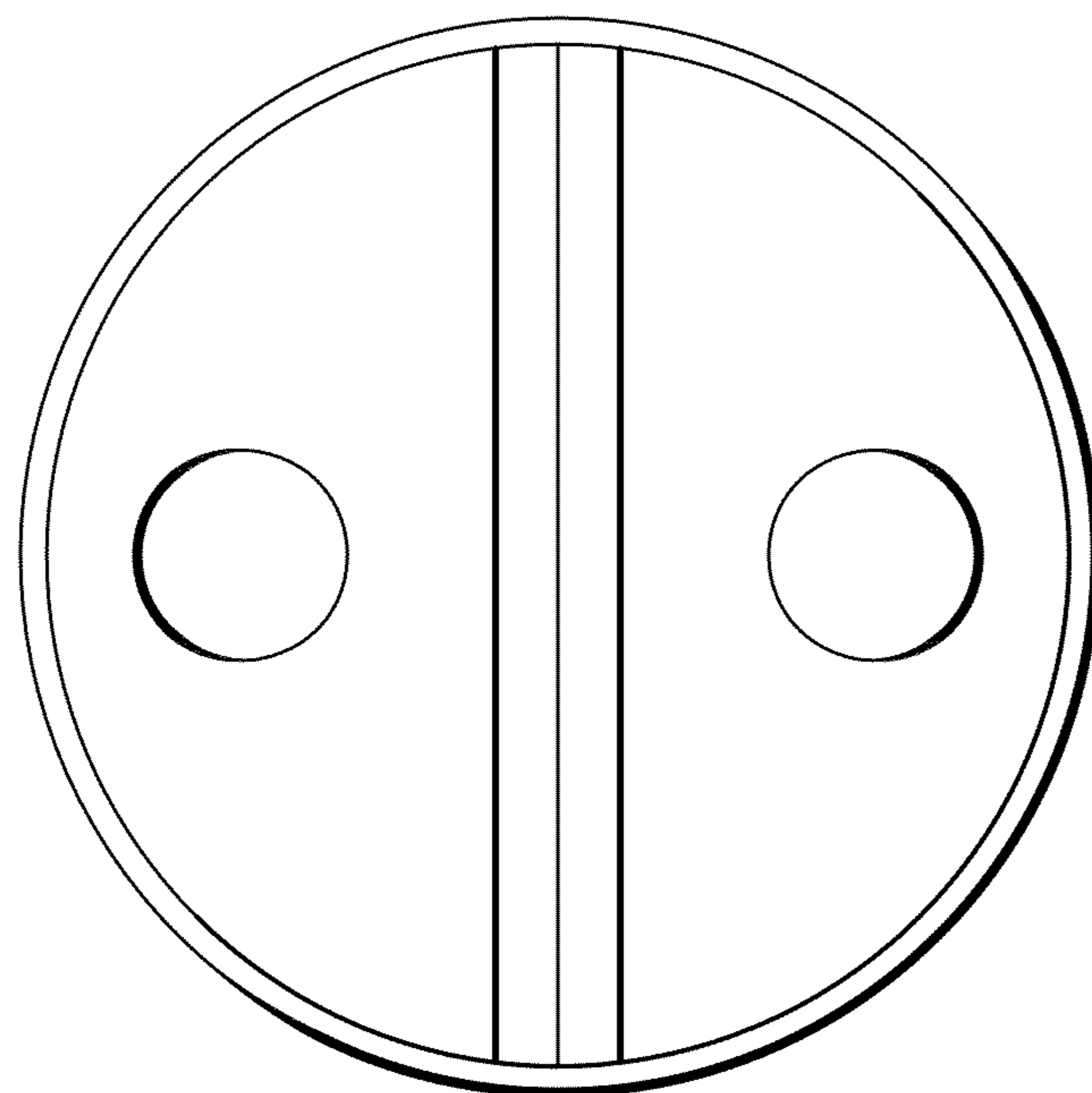


FIG. 4

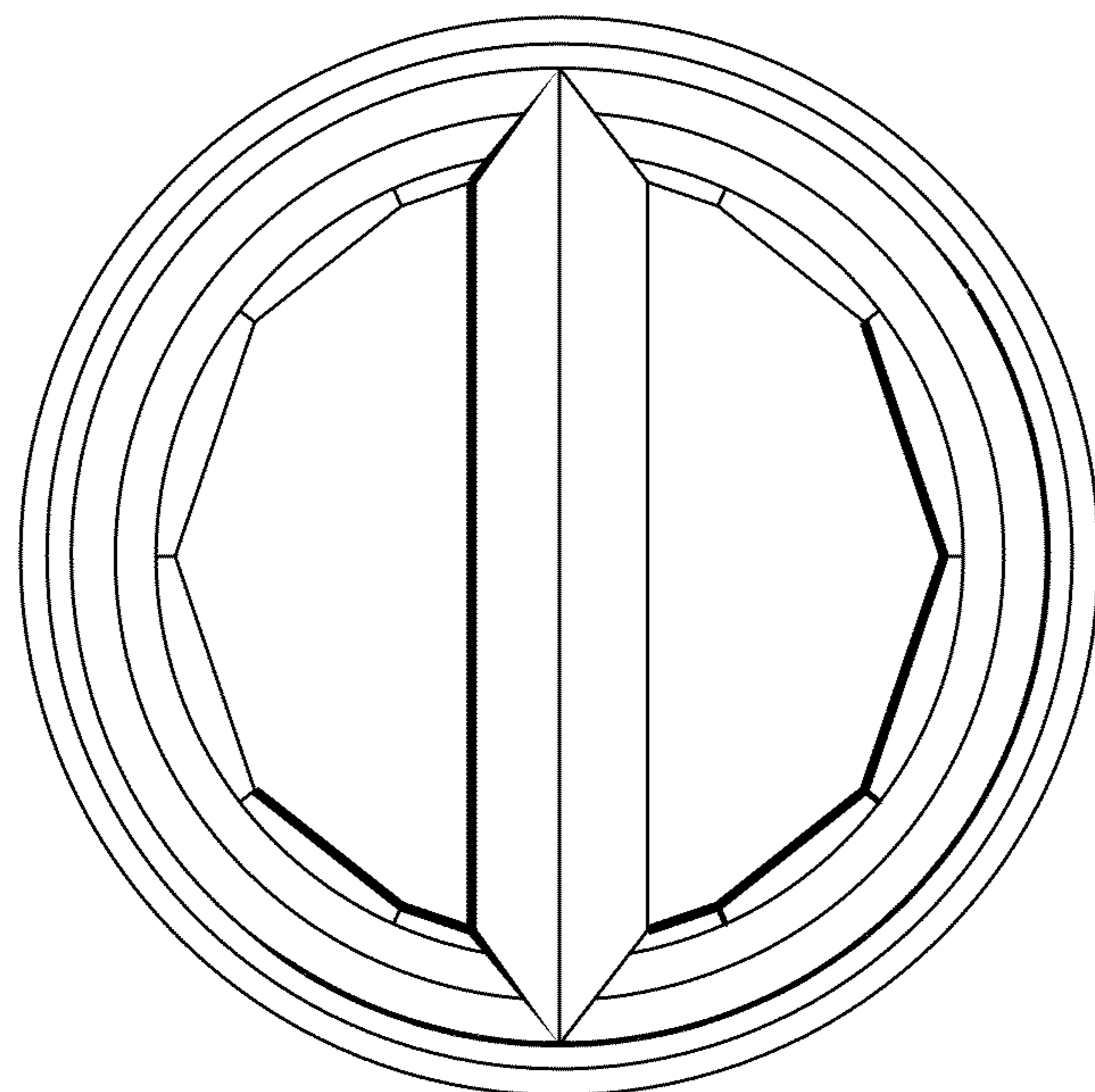


FIG. 5