



US00D689730S

(12) **United States Design Patent**
Goto et al.

(10) **Patent No.:** **US D689,730 S**

(45) **Date of Patent:** **** Sep. 17, 2013**

(54) **INNER POT FOR ELECTRICAL RICE COOKER**

(75) Inventors: **Yuzuru Goto**, Osaka (JP); **Toshimitsu Kataoka**, Osaka (JP); **Masato Muragaki**, Osaka (JP); **Mami Endo**, Osaka (JP)

(73) Assignee: **Zojirushi Corporation** (JP)

(**) Term: **14 Years**

(21) Appl. No.: **29/404,182**

(22) Filed: **Oct. 17, 2011**

(30) **Foreign Application Priority Data**

May 18, 2011 (JP) 2011-011169

May 18, 2011 (JP) 2011-011170

(51) **LOC (9) Cl.** **07-02**

(52) **U.S. Cl.**
USPC **D7/354**

(58) **Field of Classification Search**
USPC D7/323, 329-332, 337-339, 346-347, D7/350.1-350.4, 353-367, 391-395, 402-406, D7/538-548, 584-591, 598-602, 629, 665, D7/667; D9/424-428, 500; 99/324-325, 99/330-332, 337-343, 366-369, 400-418, 99/422, 425, 444, 483; 126/37 R, 41 R, 261, 126/369, 378.1; 206/501-505, 507-508; 219/387, 400, 405, 429-442, 452.11, 620-624, 219/725, 730-735; 220/314-315, 573.1-573.5, 220/592.16, 912; 426/438, 441

See application file for complete search history.

(56) **References Cited**

U.S. PATENT DOCUMENTS

D256,310 S * 8/1980 Daenen D7/584
D257,931 S * 1/1981 Conti D7/584
D338,132 S * 8/1993 Chang D7/356

5,251,542 A * 10/1993 Itoh et al. 99/403
D384,864 S * 10/1997 Carlson D7/602
D453,094 S * 1/2002 Maggard et al. D7/584
6,546,849 B1 * 4/2003 Shimazaki 99/413
D509,106 S * 9/2005 de Groote et al. D7/587
D542,591 S * 5/2007 Carlson D7/354

(Continued)

FOREIGN PATENT DOCUMENTS

EP 1433523 A2 * 6/2004
JP 2007-97889 4/2007

(Continued)

OTHER PUBLICATIONS

“Inner Pot for Electrical Rice Cooker”, http://www.nissen.co.jp/sho_item/details/Zoom_Image.asp?zoom_image=9120_10421b_01.jpg&output_path=regular&Site=0&main_image=9120_10421b_01.jpg&total_feature=2&feature_image0=9120_10421stb_1.jpg&featur, Jul. 5, 2010, furnished in JPO on Jul. 9, 2010. (JPO Design Division Prior Art Ref. No. HJ22023715).

Primary Examiner — Ricky Pham

(74) *Attorney, Agent, or Firm* — SAIDMAN DesignLaw Group

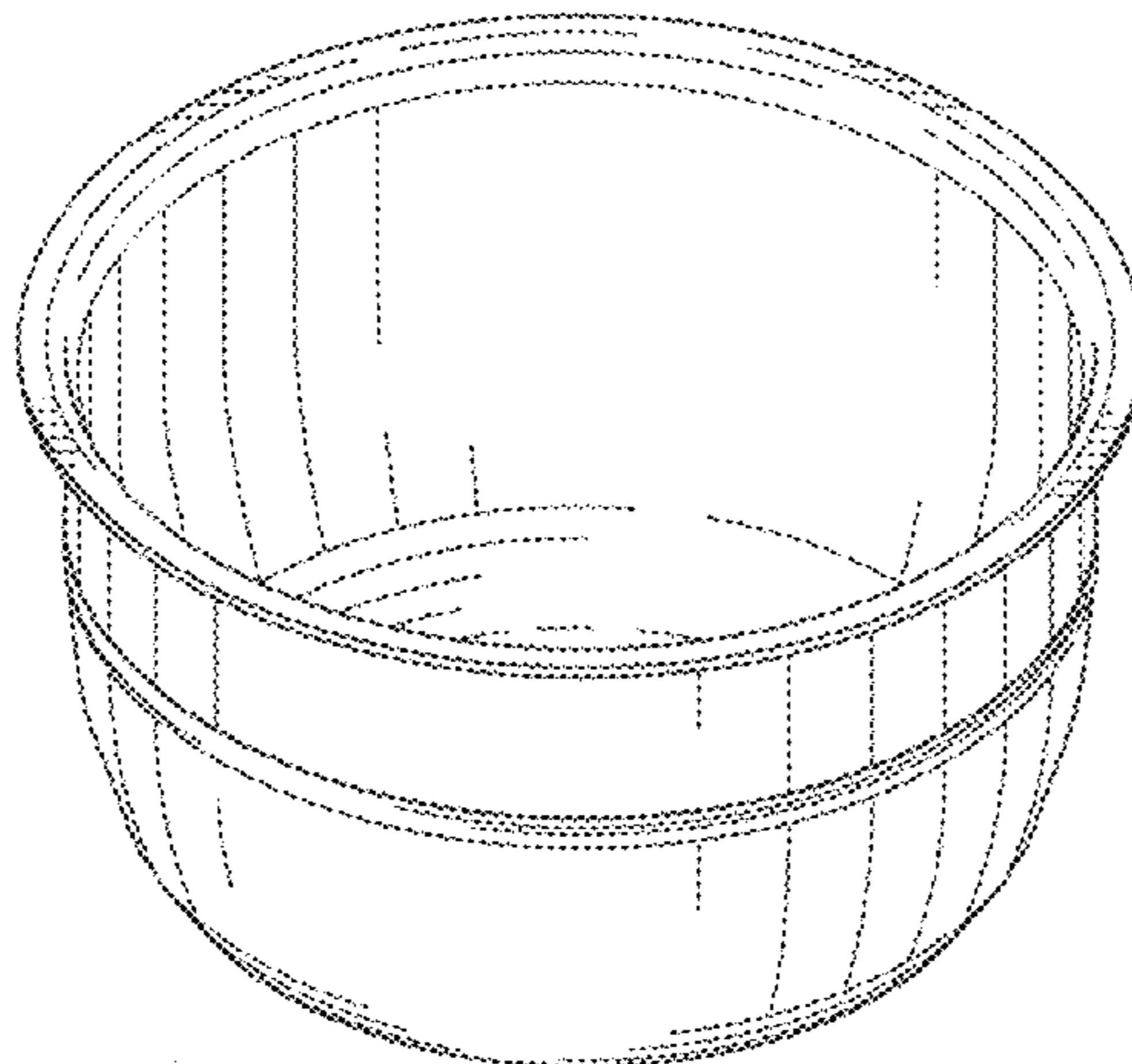
(57) **CLAIM**

The ornamental design for an inner pot for electrical rice cooker, as shown and described.

DESCRIPTION

FIG. 1 is a perspective view of an inner pot for electrical rice cooker showing our new design;
FIG. 2 is a front view thereof, opposite rear view being mirror image thereof;
FIG. 3 is a left side view thereof, opposite right side view being mirror image thereof;
FIG. 4 is a top plan view thereof;
FIG. 5 is a bottom view thereof; and,
FIG. 6 is a cross sectional view along the 6-6 line in FIG. 4.

1 Claim, 6 Drawing Sheets



(56)

References Cited

U.S. PATENT DOCUMENTS

D565,356 S * 4/2008 Mellen et al. D7/586
 D591,590 S * 5/2009 Wilson et al. D9/428
 D606,402 S * 12/2009 Diss D9/500
 D606,405 S * 12/2009 Takata et al. D9/500
 D613,127 S * 4/2010 Olivari D7/587
 D613,131 S * 4/2010 Chen et al. D7/667
 D628,443 S * 12/2010 McTaggart D7/587
 D629,246 S * 12/2010 Ruffoni D7/354
 D629,264 S * 12/2010 Curtin D7/665
 D646,525 S * 10/2011 Molayem D7/548
 D646,925 S * 10/2011 Okajima et al. D7/402

D649,054 S * 11/2011 Sharma et al. D9/500
 D652,290 S * 1/2012 Lonergan et al. D9/424
 D666,461 S * 9/2012 Siegel D7/629
 D668,915 S * 10/2012 Drees D7/586
 D674,666 S * 1/2013 Pallotto D7/629
 D676,284 S * 2/2013 Pallotto D7/629

FOREIGN PATENT DOCUMENTS

JP	1327925	4/2008
JP	1330010	5/2008
JP	1336792	7/2008
JP	1339070	9/2008
JP	1403810	12/2010

* cited by examiner

Fig. 1

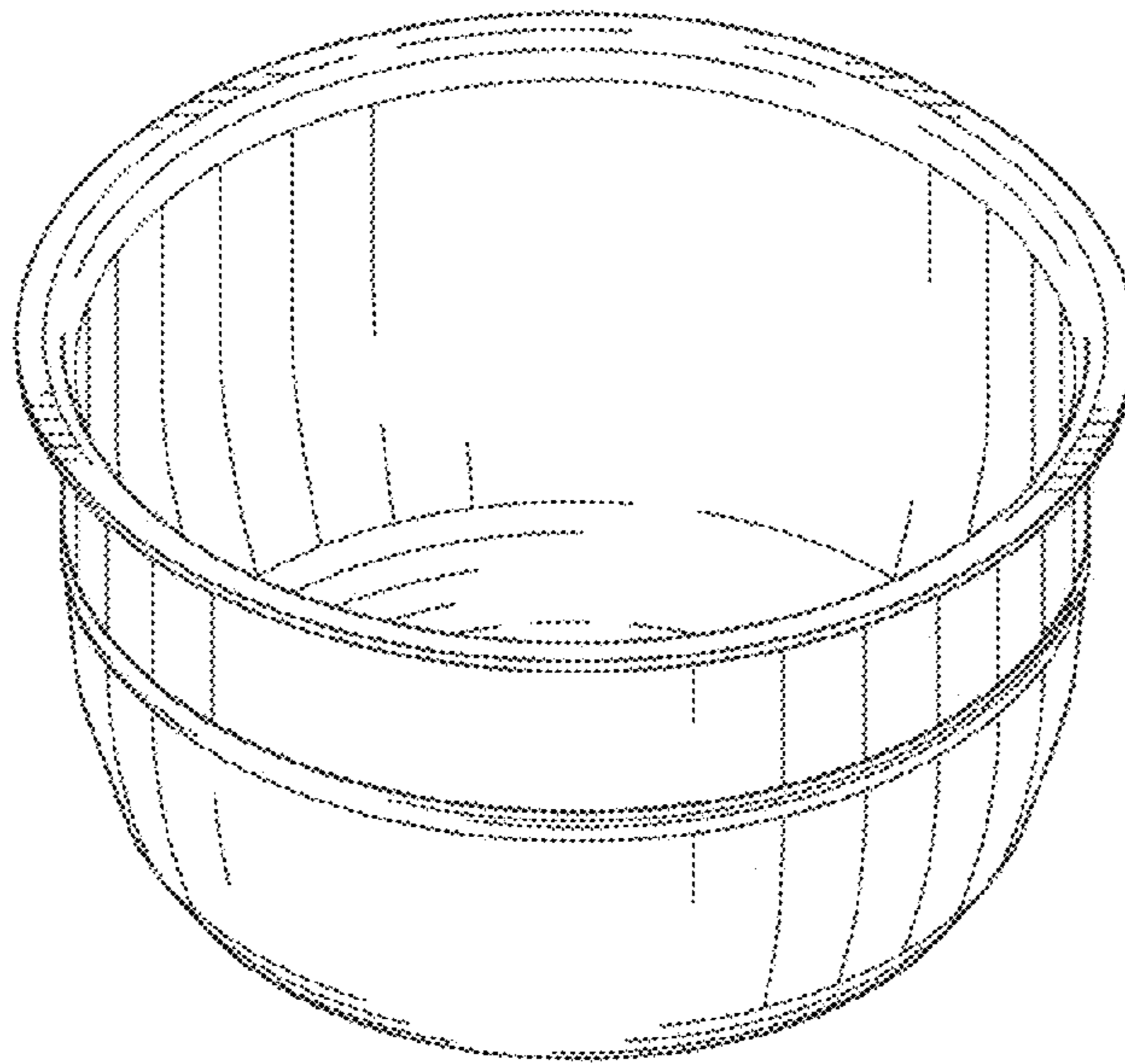


Fig. 2

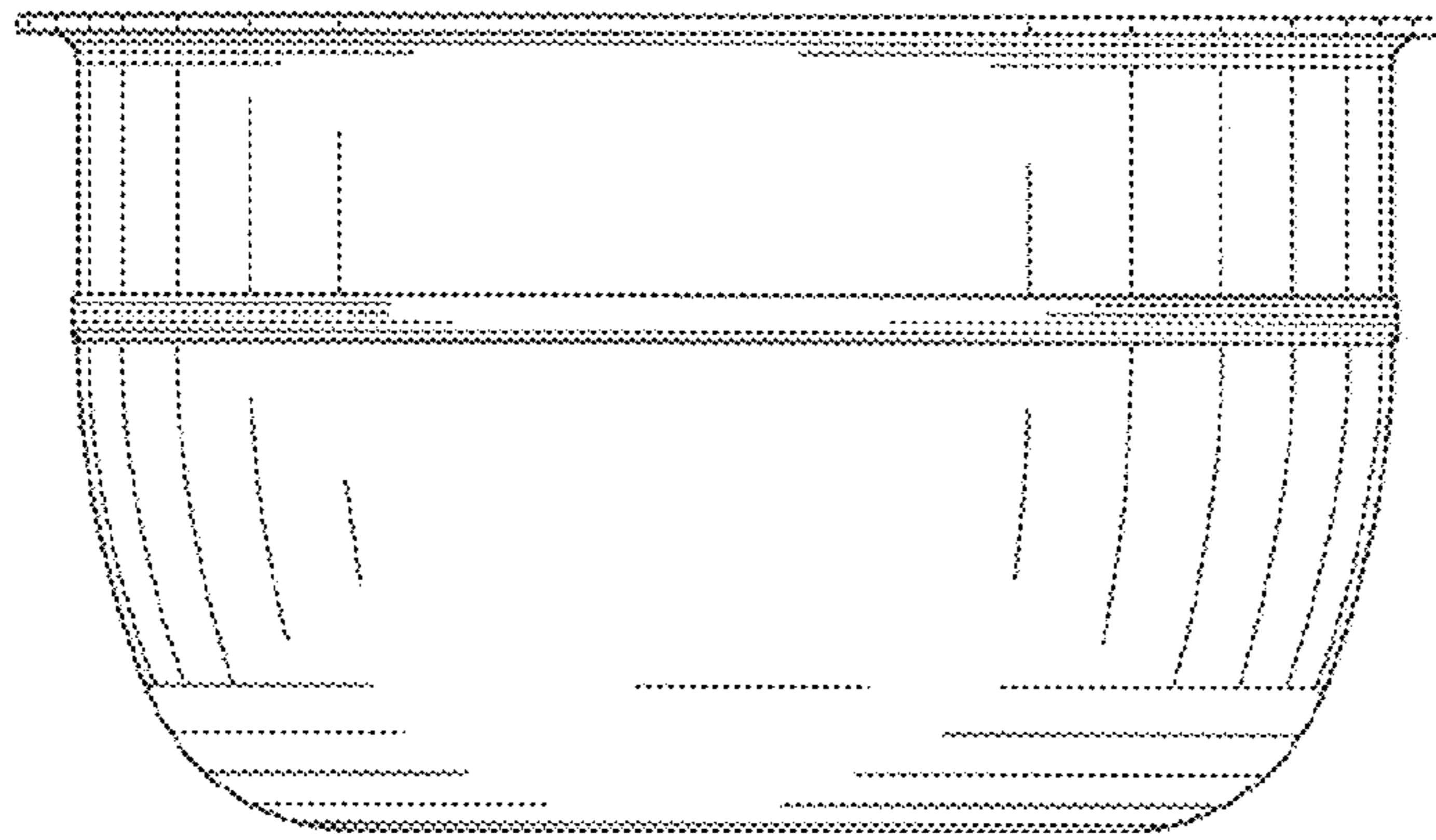


Fig. 3

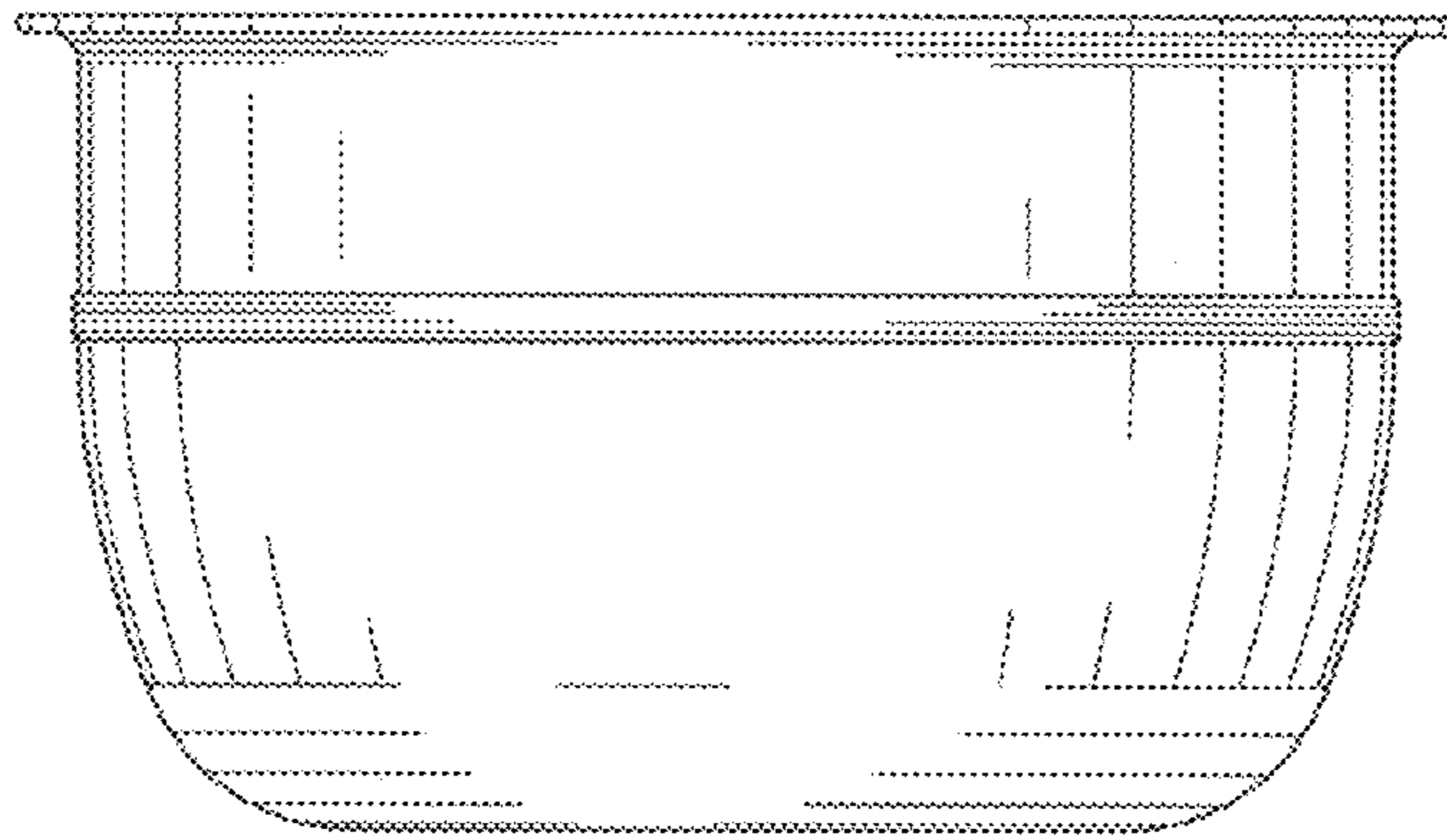


Fig. 4

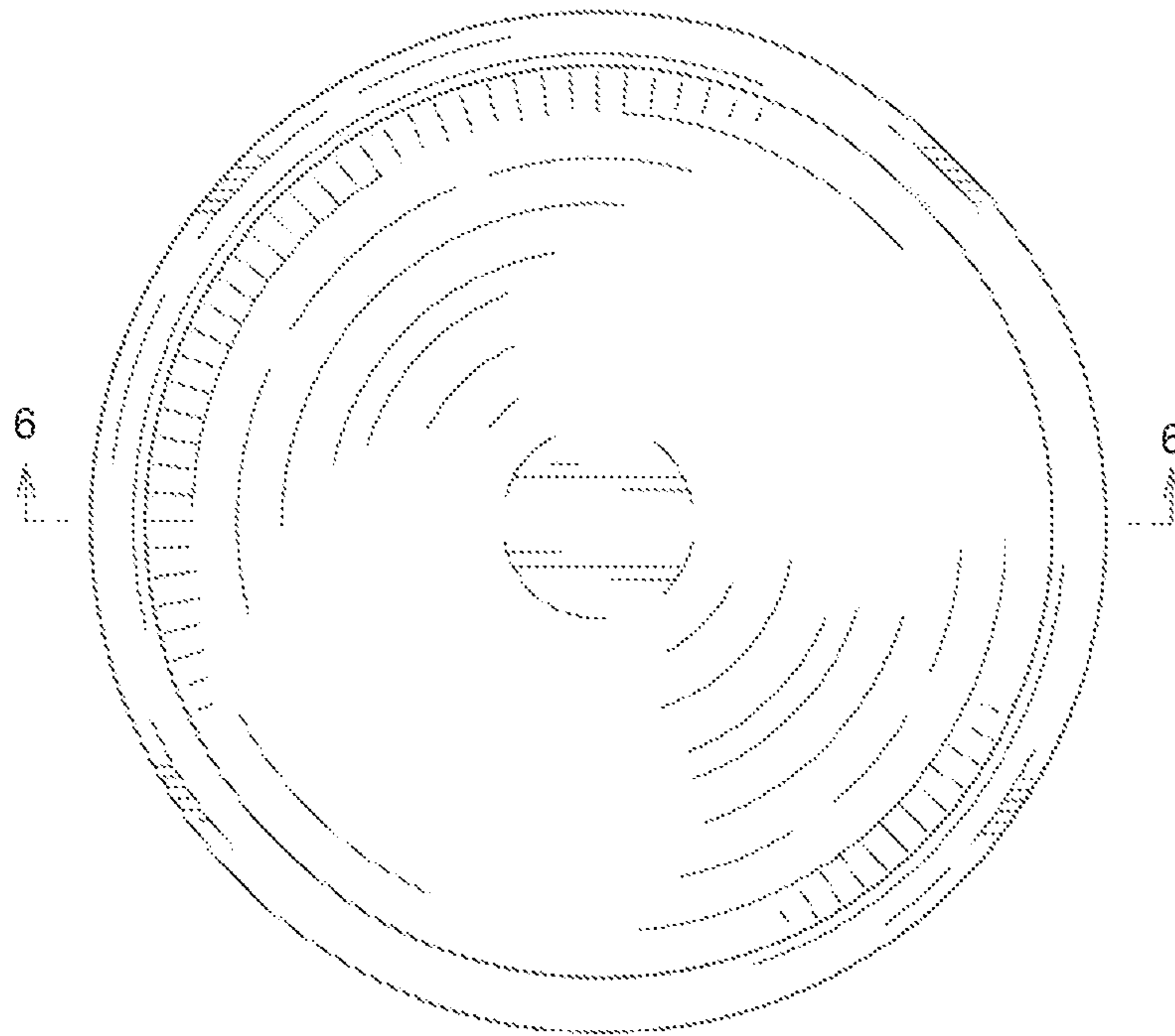


Fig. 5

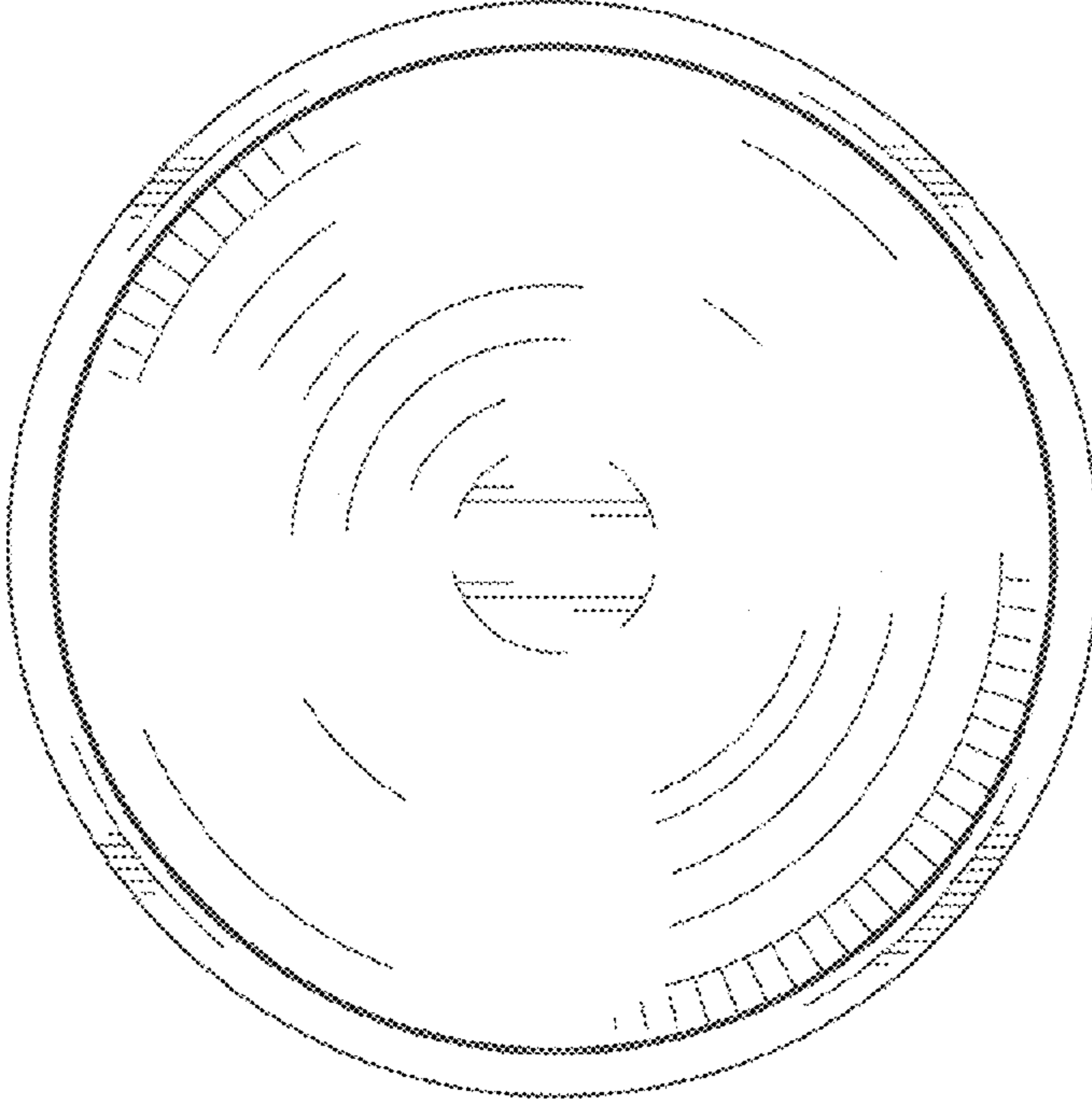


Fig. 6

