



US00D689720S

(12) **United States Design Patent**
Lim

(10) **Patent No.:** **US D689,720 S**

(45) **Date of Patent:** **** Sep. 17, 2013**

(54) **CABINET**

(75) **Inventor:** **Gary M Lim**, Palos Verdes Peninsula,
CA (US)

(73) **Assignee:** **Seville Classics, Inc**, Torrance, CA (US)

(**) **Term:** **14 Years**

(21) **Appl. No.:** **29/424,769**

(22) **Filed:** **Jun. 15, 2012**

(51) **LOC (9) Cl.** **06-06**

(52) **U.S. Cl.**

USPC **D6/705**

(58) **Field of Classification Search**

USPC D6/300, 309, 396, 436–439, 444–448,
D6/460–468, 470–479, 491–495, 509–511,
D6/559, 561, 657, 660–662, 662.1, 671, 671.1–
D6/671.3, 672–675, 675.1, 678.4, 699, 703,
D6/703.2–703.3, 705, 705.5; D25/158;
D34/27; 144/286.5; 211/42–50, 90.01, 133.1,
211/186–189; 238/14; 312/50, 107–109,
312/117–119, 122, 194, 198, 204–209, 224–234,
312/242, 245, 278–279

See application file for complete search history.

(56) **References Cited**

U.S. PATENT DOCUMENTS

D95,158 S *	4/1935	Surerus	D25/158
4,408,642 A *	10/1983	Jeruzal et al.	144/286.5
4,787,556 A *	11/1988	Heisson	238/14
D505,237 S *	5/2005	Schmidt et al.	D34/27
D507,390 S *	7/2005	Schmidt et al.	D34/27
6,926,376 B2 *	8/2005	Arent et al.	312/249.9
D514,854 S *	2/2006	Schmidt et al.	D6/510
D515,342 S *	2/2006	Schmidt et al.	D6/510

D520,784 S *	5/2006	Schmidt et al.	D6/510
D527,212 S *	8/2006	Schmidt et al.	D6/510
D542,056 S *	5/2007	Puente et al.	D6/445
D546,598 S *	7/2007	Schmidt et al.	D6/510
D548,502 S *	8/2007	Gaska et al.	D6/510
D550,004 S *	9/2007	Gaska et al.	D6/510
D560,404 S *	1/2008	Tseng	D6/492
D561,506 S *	2/2008	Gaska et al.	D6/510
D563,699 S *	3/2008	Schmidt et al.	D6/510
D618,019 S *	6/2010	Gaska et al.	D6/510
D618,020 S *	6/2010	Gaska et al.	D6/510
D632,507 S *	2/2011	Sweeney	D6/445
D654,293 S *	2/2012	Gaska et al.	D6/510
D654,736 S *	2/2012	Gaska et al.	D6/510
D665,201 S *	8/2012	Gaska et al.	D6/510
D665,202 S *	8/2012	Gaska et al.	D6/510
D665,605 S *	8/2012	Gaska et al.	D6/510
D665,606 S *	8/2012	Gaska et al.	D6/510

* cited by examiner

Primary Examiner — Ricky Pham

(74) *Attorney, Agent, or Firm* — Raymond Sun

(57) **CLAIM**

The ornamental design for a cabinet, as shown and described.

DESCRIPTION

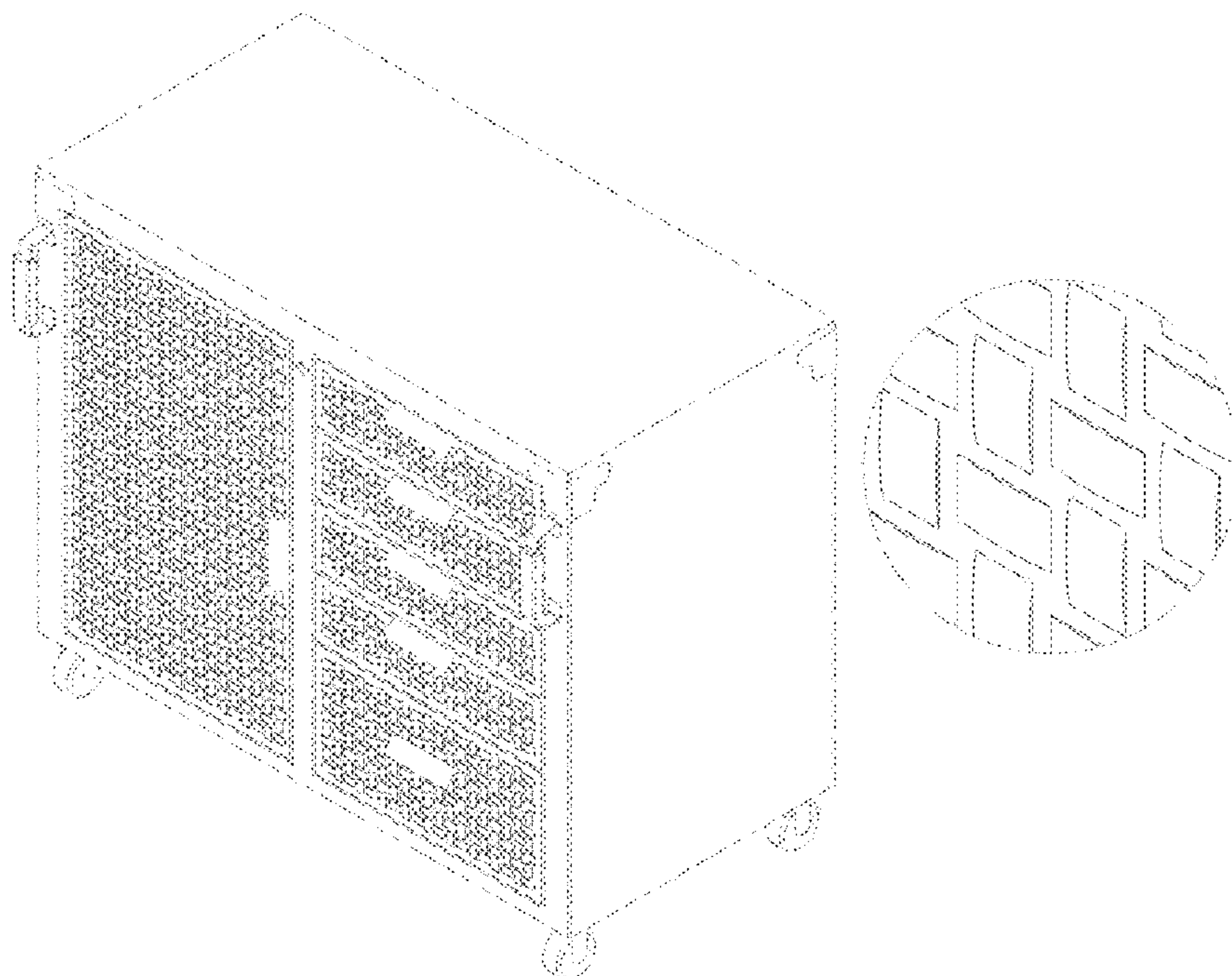
FIG. 1 is a perspective view of a cabinet according to the present invention;

FIG. 2 is an enlarged fragmentary front perspective view thereof; and,

FIG. 3 is a front elevational view thereof.

The broken line showing of a cabinet is included for the purpose of illustrating environment and forms no part of the claimed design.

1 Claim, 2 Drawing Sheets



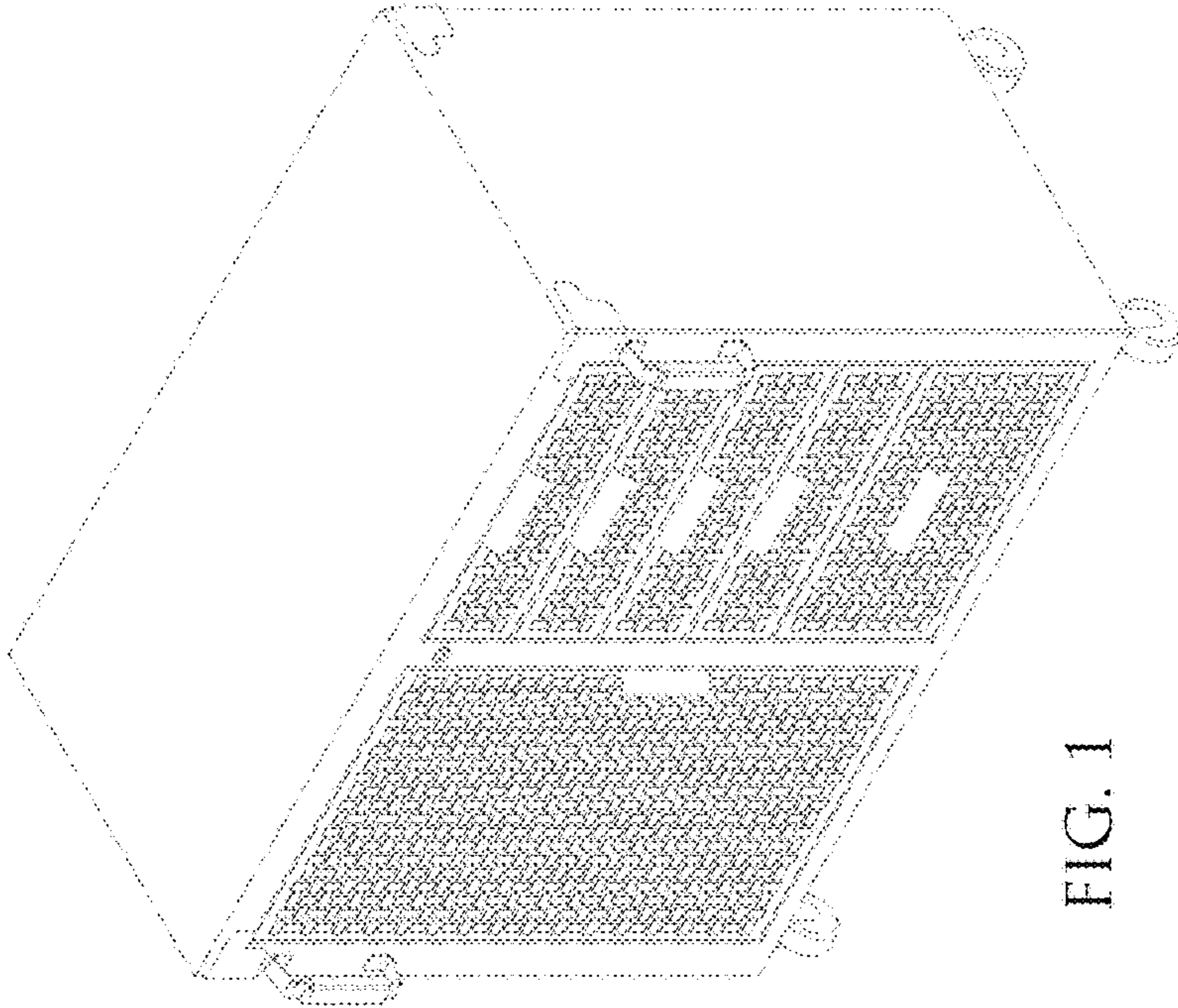


FIG. 1

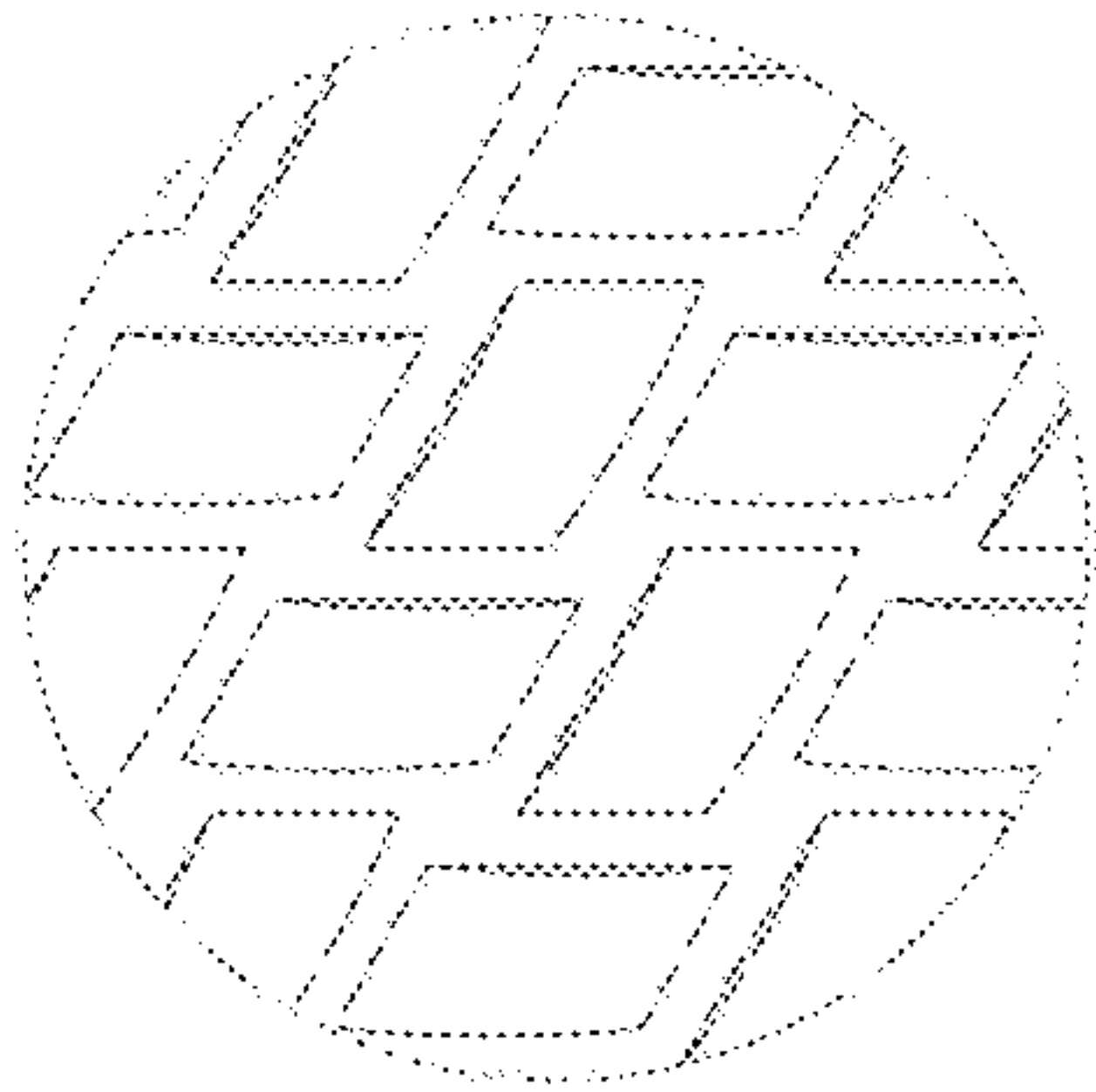


FIG. 2




FIG. 3