



US00D689695S

(12) **United States Design Patent**
Hu

(10) **Patent No.:** **US D689,695 S**

(45) **Date of Patent:** **** Sep. 17, 2013**

(54) **STORAGE BASKET**

(71) Applicant: **Yajun Hu**, El Dorado Hills, CA (US)

(72) Inventor: **Yajun Hu**, El Dorado Hills, CA (US)

(73) Assignee: **Designa Group Inc.**, El Dorado Hills, CA (US)

(**) Term: **14 Years**

(21) Appl. No.: **29/437,970**

(22) Filed: **Nov. 22, 2012**

(51) **LOC (9) Cl.** **03-01**

(52) **U.S. Cl.**
USPC **D3/306**

(58) **Field of Classification Search**

USPC D3/201, 203.1, 203.2, 304-315;
D6/470, 510, 525; D7/354; D19/75, 77-78,
D19/86-87, 90-92, 95, 100; 206/202-203,
206/214-215, 307.1, 485-495, 555-557;
211/126.1-126.7, 126.14, 126.16; 229/914

See application file for complete search history.

(56) **References Cited**

U.S. PATENT DOCUMENTS

D205,866 S *	9/1966	Asenbauer	D3/304
D245,783 S	9/1977	Fieni		
D301,590 S	6/1989	Foran et al.		
D301,927 S *	6/1989	Williams	D3/304
5,271,551 A	12/1993	Roepke		
D354,516 S	1/1995	Crist et al.		
D383,283 S	9/1997	Hankins, III		
D409,387 S *	5/1999	Yemini	D3/307
D424,117 S	5/2000	Steinbeck et al.		
D425,703 S *	5/2000	Ohayon	D3/304

D433,711 S	11/2000	Andujar		
D472,735 S	4/2003	Haugen		
D517,319 S *	3/2006	Wisnoski et al.	D3/304
D523,245 S	6/2006	Post		
D538,539 S *	3/2007	Richardson et al.	D3/314
D545,060 S *	6/2007	Cheng	D3/306
D551,455 S	9/2007	Norvell		
D579,660 S	11/2008	Snider		
D582,190 S *	12/2008	Valiulis et al.	D6/567
D583,562 S *	12/2008	Ghiorghie	D3/304
7,588,162 B2 *	9/2009	Dube et al.	220/552
D606,314 S *	12/2009	Neilsen	D3/313
D617,591 S *	6/2010	Snider	D6/513
D621,619 S *	8/2010	Ripoll	D3/304
D635,770 S *	4/2011	Kobilarcik et al.	D3/304
D644,491 S	9/2011	Snider		
D651,405 S	1/2012	Lee		
D666,829 S *	9/2012	Liao	D3/304
D669,540 S *	10/2012	Hu	D19/92

* cited by examiner

Primary Examiner — Kelley Donnelly

(57) **CLAIM**

The ornamental design for a storage basket, as shown and described.

DESCRIPTION

FIG. 1 is a perspective view of a storage basket showing my new design;
FIG. 2 is a front view thereof;
FIG. 3 is a top view thereof;
FIG. 4 is a bottom view thereof;
FIG. 5 is a rear side view thereof;
FIG. 6 is a left side view thereof; and,
FIG. 7 is a right side view thereof.

1 Claim, 7 Drawing Sheets






FIG. 1




FIG. 2




FIG. 3




FIG. 4




FIG. 5



FIG. 6




FIG. 7