



US00D689682S

(12) **United States Design Patent**
Small

(10) **Patent No.:** **US D689,682 S**

(45) **Date of Patent:** **** Sep. 17, 2013**

(54) **SHOE UPPER**

(71) Applicant: **NIKE, Inc.**, Beaverton, OR (US)

(72) Inventor: **Jessica Small**, Portland, OR (US)

(73) Assignee: **NIKE, Inc.**, Beaverton, OR (US)

(**) Term: **14 Years**

(21) Appl. No.: **29/456,371**

(22) Filed: **May 30, 2013**

(51) **LOC (9) Cl.** **02-99**

(52) **U.S. Cl.**

USPC **D2/972**

(58) **Field of Classification Search**

USPC D2/902, 906-908, 944, 969, 972-974;
36/45, 50.1, 77 M, 77 R, 83, 88, 113, 114,
36/126-131

See application file for complete search history.

(56) **References Cited**

U.S. PATENT DOCUMENTS

D658,869 S *	5/2012	Miner	D2/972
D658,870 S *	5/2012	Miner	D2/972
D659,373 S *	5/2012	Miner	D2/972
D659,374 S *	5/2012	Miner	D2/972
D660,579 S *	5/2012	Miner	D2/972
D675,424 S *	2/2013	Williams, Jr.	D2/972
D677,875 S	3/2013	Pizzuti		

OTHER PUBLICATIONS

Nike Footwear Catalog, 2003 Holiday: Men's, Women's, and Kids' Footwear, p. 11, published Mar. 2003, NIKE, Inc., USA.

Nike Footwear Catalog, 2012 Summer: Livestrong Footwear, p. 4, published date unknown, but prior to the filing date of the present application, NIKE, Inc., USA.

Nike Footwear Catalog, 2012 Summer: Men's Performance Footwear, p. 5, published Nov. 2011, NIKE, Inc., USA.

* cited by examiner

Primary Examiner — Dominic Simone

(74) *Attorney, Agent, or Firm* — Banner & Witcoff, Ltd.

(57) **CLAIM**

The ornamental design for a shoe upper, as shown and described.

DESCRIPTION

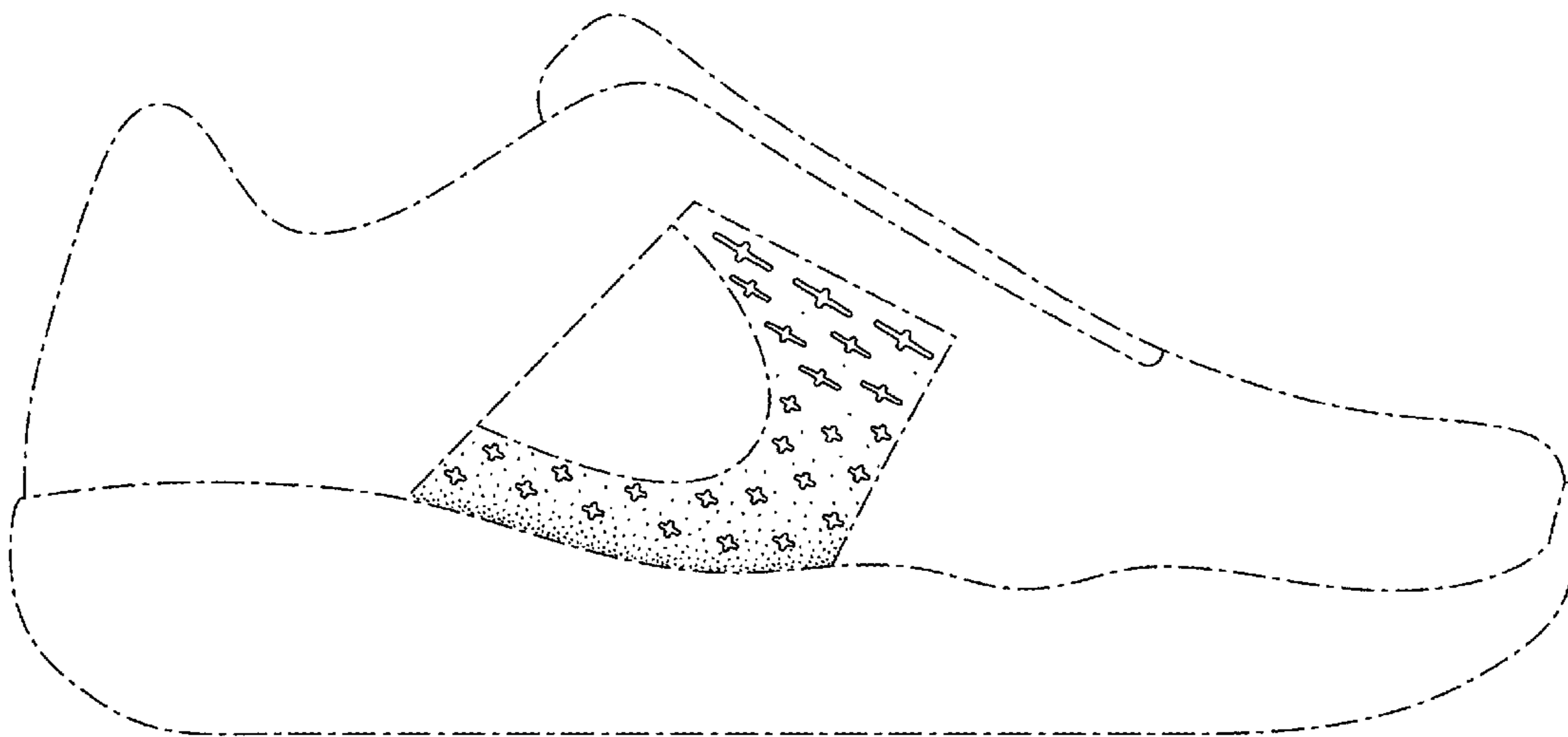
FIG. 1 is a front perspective view of a shoe upper showing my new design;

FIG. 2 is a side view thereof; and,

FIG. 3 is a rear perspective view thereof.

The broken lines immediately adjacent to the shaded area represent unclaimed boundaries of the design. The unshaded regions within or adjacent to the shaded area form no part of the claimed design. The broken lines showing the remainder of the shoe are for environmental purposes only and form no part of the claimed design.

1 Claim, 3 Drawing Sheets



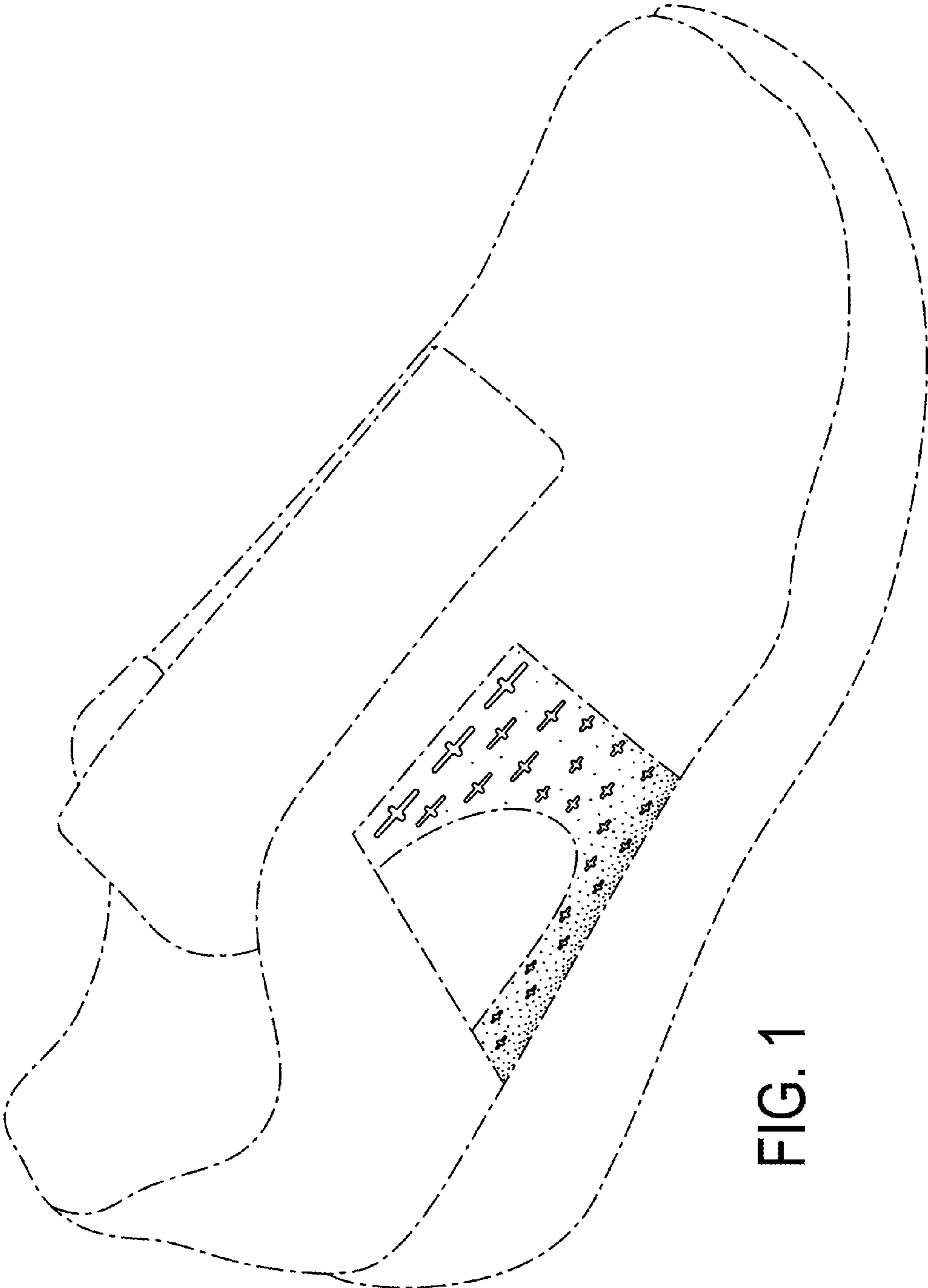


FIG. 1

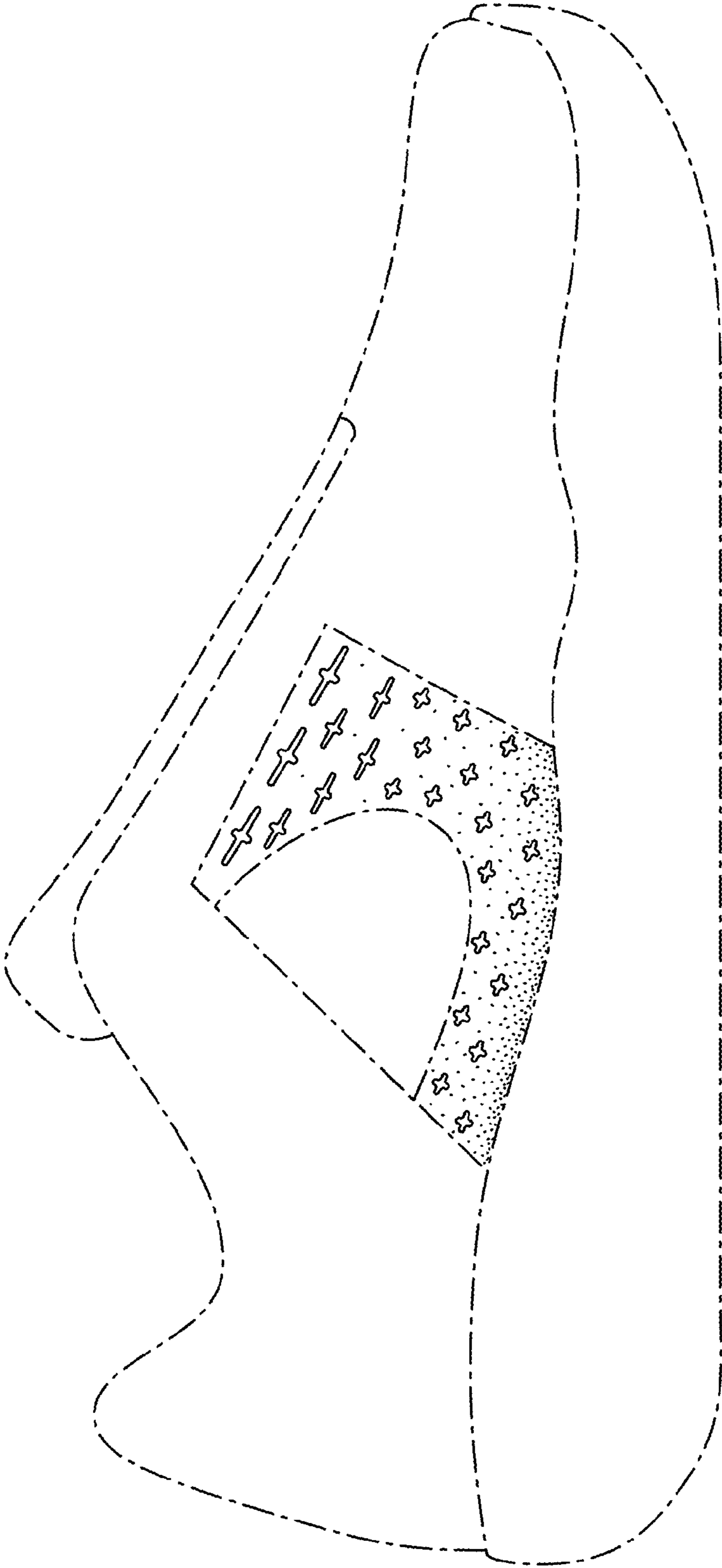


FIG. 2

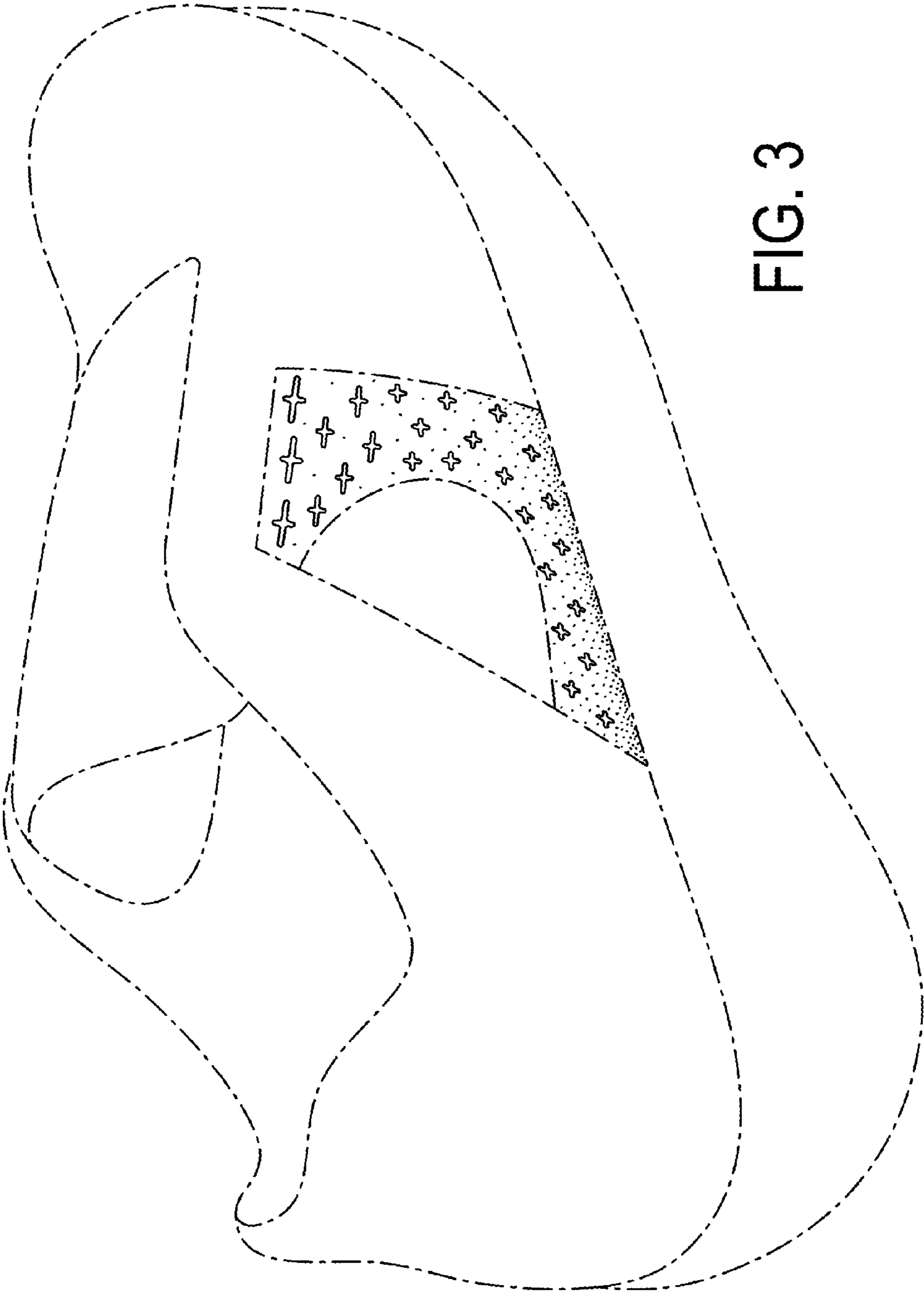


FIG. 3