



US00D689679S

(12) **United States Design Patent**
McClaskie

(10) **Patent No.:** **US D689,679 S**

(45) **Date of Patent:** **** Sep. 17, 2013**

(54) **OUTSOLE FOR A SHOE**

(71) Applicant: **Thomas E. McClaskie**, Bethlehem, PA
(US)

(72) Inventor: **Thomas E. McClaskie**, Bethlehem, PA
(US)

(73) Assignee: **Columbia Insurance Company**,
Omaha, NE (US)

(**) Term: **14 Years**

(21) Appl. No.: **29/434,224**

(22) Filed: **Oct. 11, 2012**

(51) **LOC (9) Cl.** **02-04**

(52) **U.S. Cl.**
USPC **D2/957**; D2/951; D2/960

(58) **Field of Classification Search**
USPC D2/902, 906, 908, 916, 918, 925,
D2/946-962, 977; 36/3 B, 22 R, 24.5, 25 R,
36/28, 32 R, 34 R, 59 C, 67 A, 103
See application file for complete search history.

(56) **References Cited**

U.S. PATENT DOCUMENTS

5,384,973	A *	1/1995	Lyden	36/25 R
D490,221	S *	5/2004	Edauw	D2/908
D513,842	S *	1/2006	Paytavi	D2/957
D568,594	S *	5/2008	Ringholz	D2/957
D604,030	S *	11/2009	Wilson	D2/947
7,762,008	B1 *	7/2010	Clark et al.	36/3 B
7,941,938	B2 *	5/2011	Yu et al.	36/25 R
D662,701	S *	7/2012	Raysse	D2/957

8,245,420	B2 *	8/2012	Wilson	36/102
D677,455	S *	3/2013	Pizzuti	D2/960
D679,901	S *	4/2013	Raysse	D2/960
8,424,225	B2 *	4/2013	Hazenberg	36/102
2008/0244926	A1 *	10/2008	Yu et al.	36/28
2009/0193685	A1 *	8/2009	Wilson	36/102
2010/0180474	A1 *	7/2010	Clark et al.	36/3 B
2011/0126428	A1 *	6/2011	Hazenberg et al.	36/103
2011/0154688	A1 *	6/2011	Yu et al.	36/28
2011/0214313	A1 *	9/2011	James et al.	36/103

* cited by examiner

Primary Examiner — T. Chase Nelson

(74) *Attorney, Agent, or Firm* — IP Attorneys Group, LLC

(57) **CLAIM**

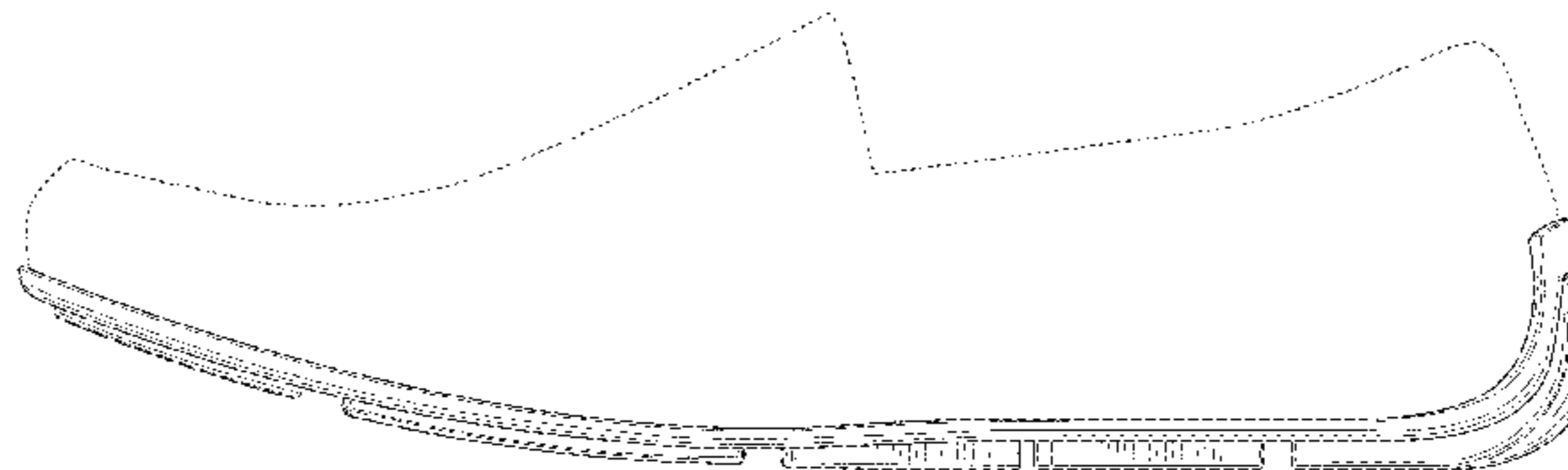
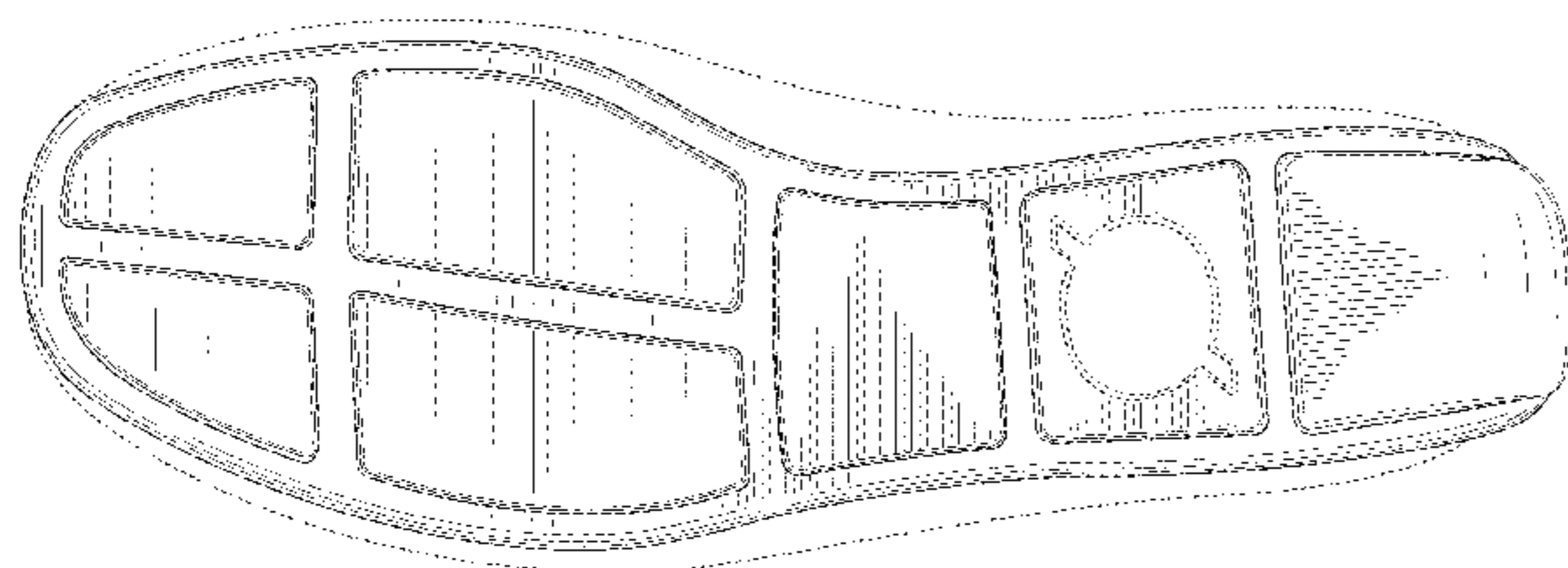
The ornamental design for an outsole for a shoe, as shown and described.

DESCRIPTION

FIG. 1 is a bottom perspective view of an outsole for a shoe in accordance with my new design; FIG. 2 is a top view thereof; FIG. 3 is a bottom view thereof; FIG. 4 is a left side view thereof; FIG. 5 is a right side view thereof; FIG. 6 is a front view thereof; and, FIG. 7 is a rear view thereof.

The broken lines shown in all of the figures are for environmental purposes and form no part of the claim. The broken lines shown on a face of the outsole in FIGS. 1 and 3, as well as those broken lines found on the rear facing portion of the outsole in FIG. 7, represent boundaries of the design with the lines themselves and the areas within them form no part of the claimed design.

1 Claim, 7 Drawing Sheets



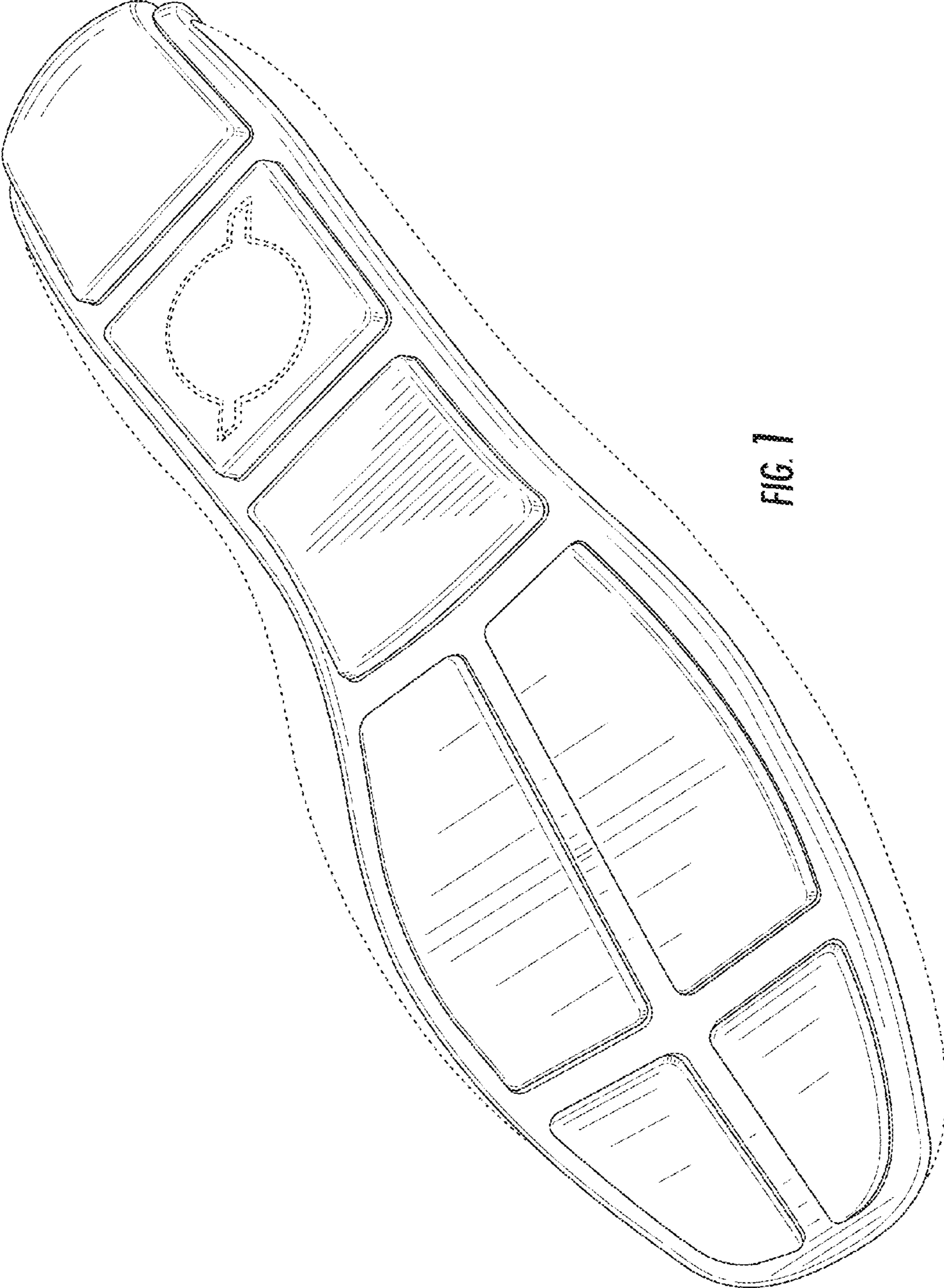


FIG. 1

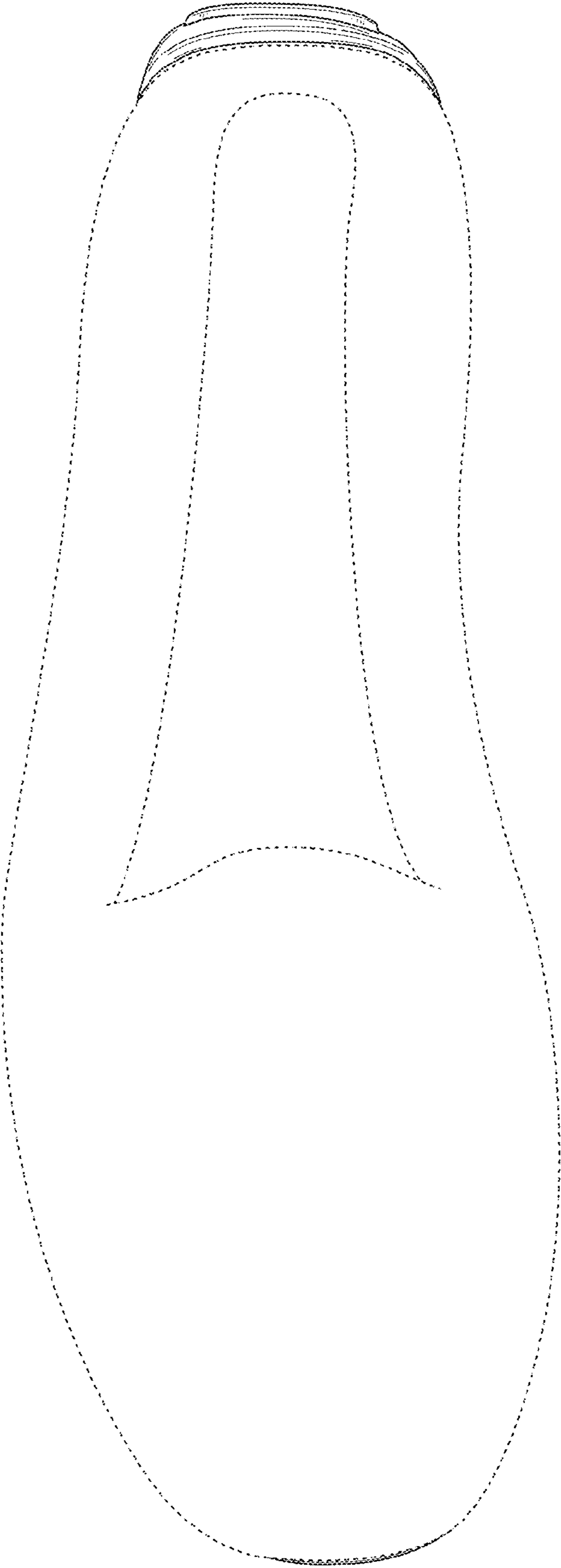


FIG. 2

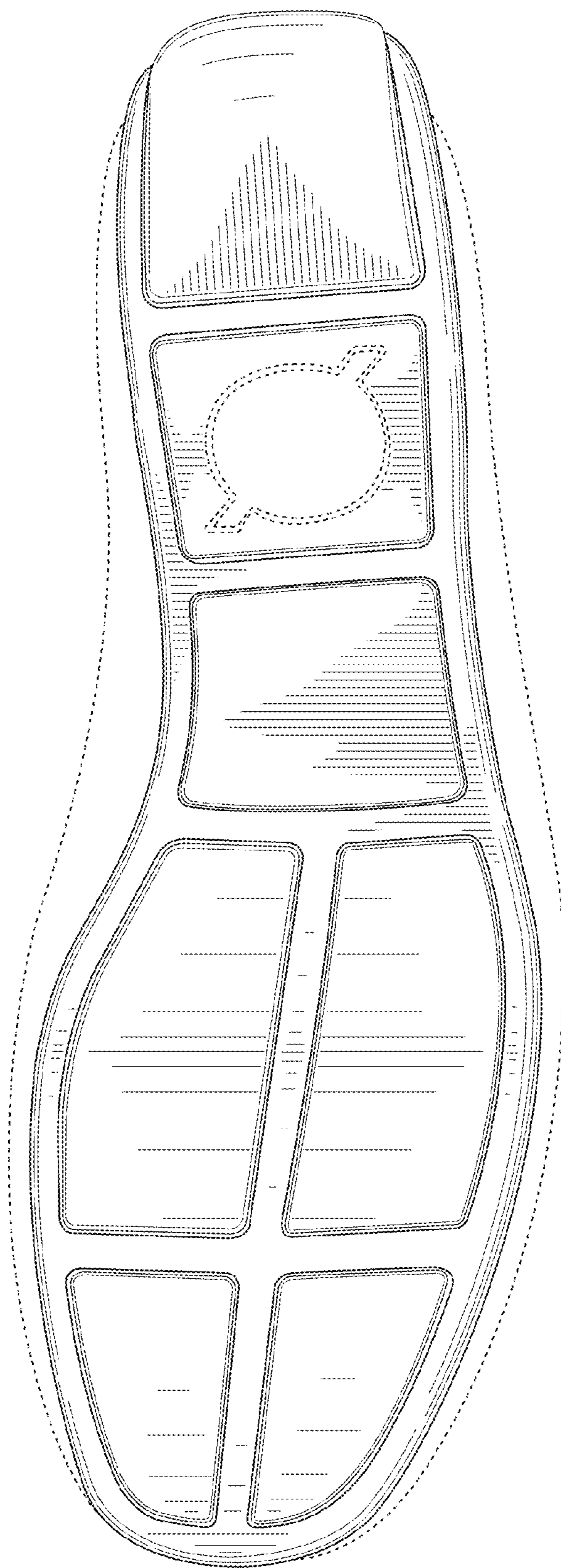


FIG. 3

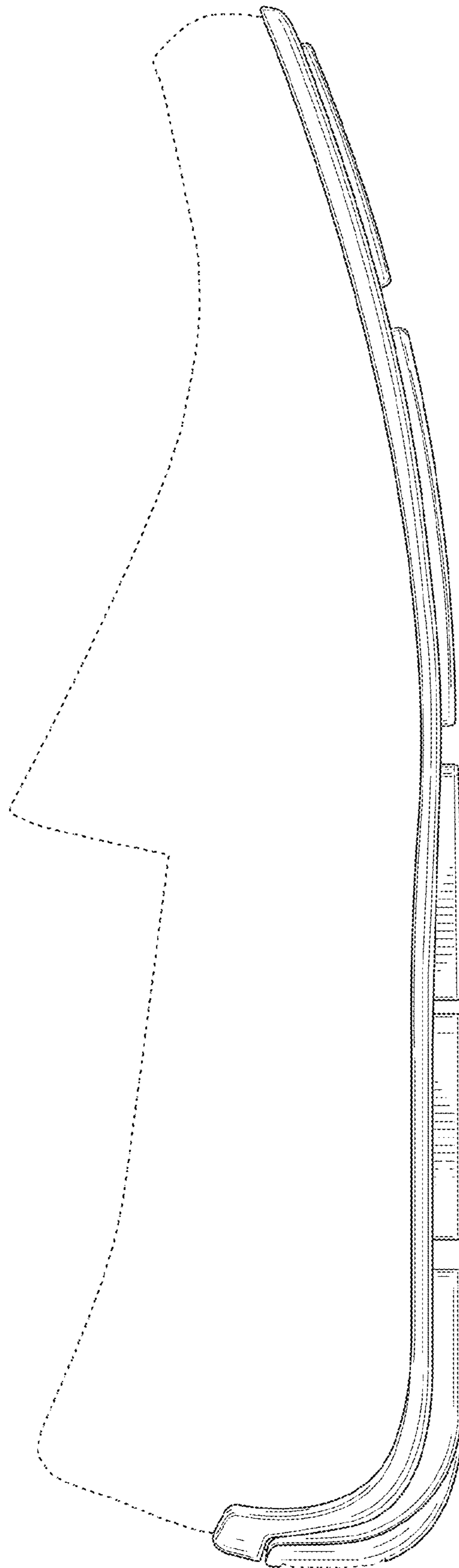


FIG. 4

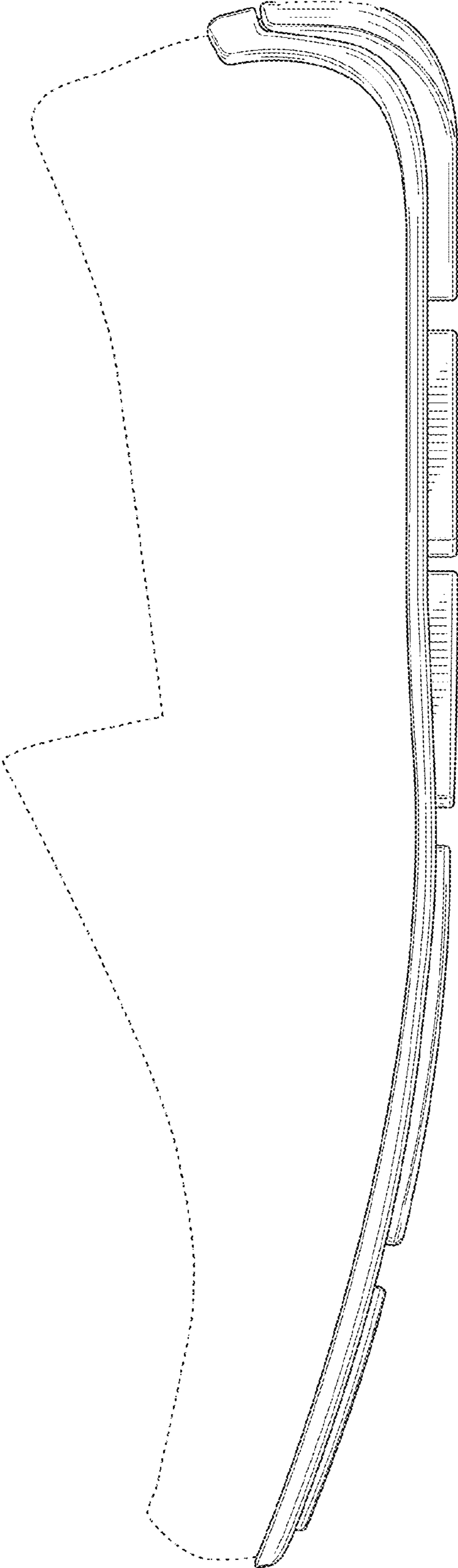


FIG. 5

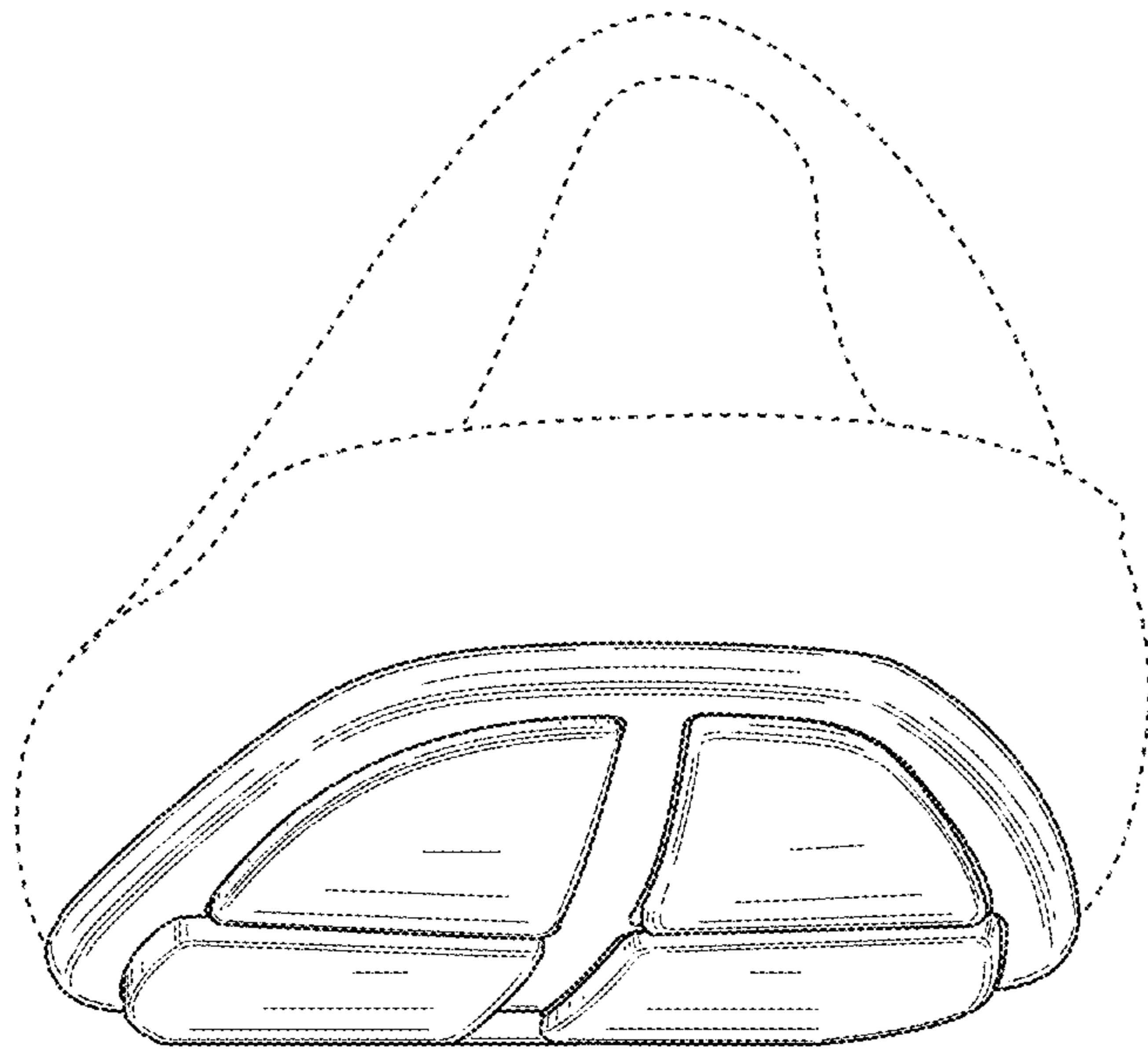


FIG. 6

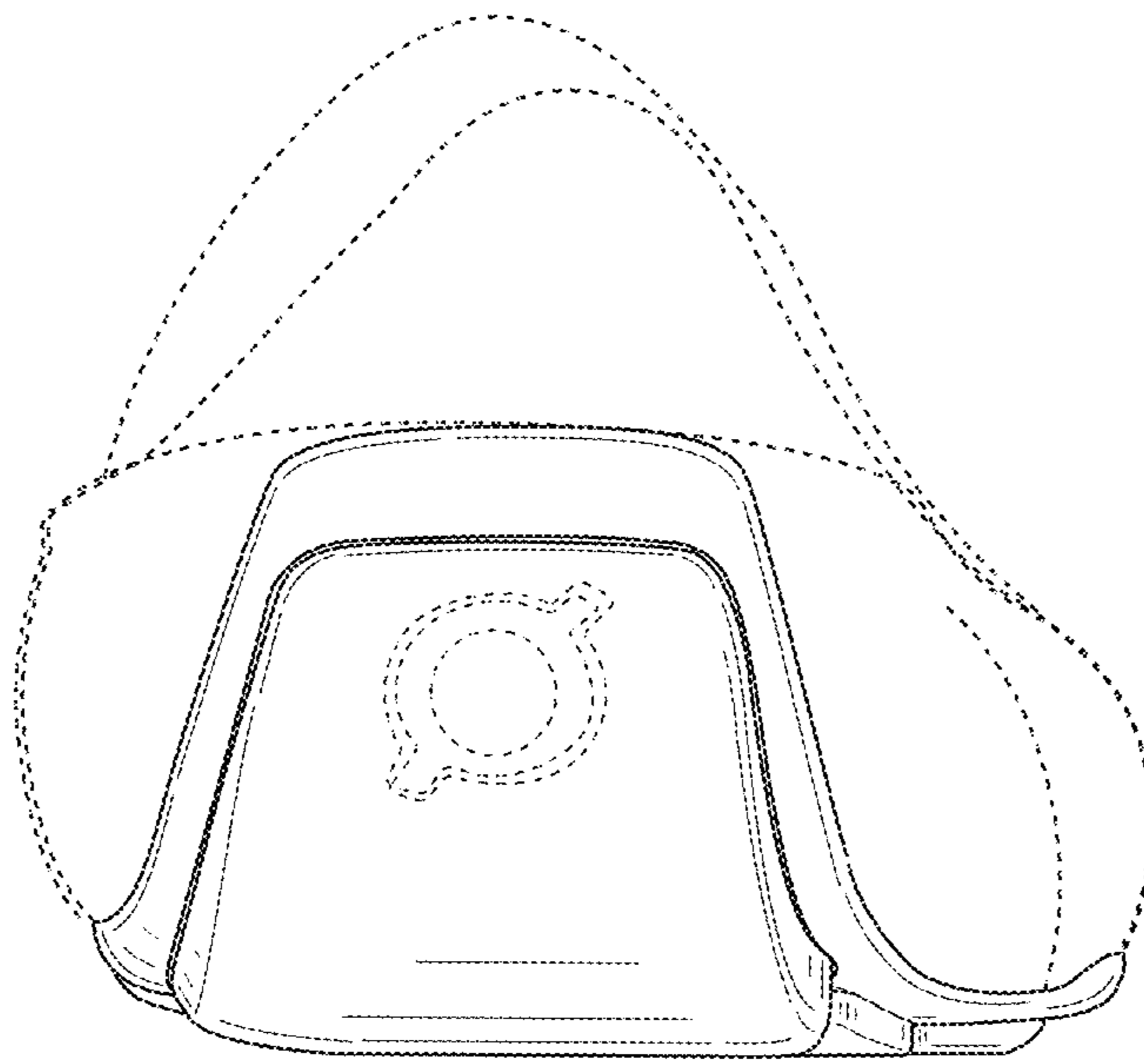


FIG. 7