



US00D689671S

(12) **United States Design Patent**
Porti et al.

(10) **Patent No.:** **US D689,671 S**

(45) **Date of Patent:** **** Sep. 17, 2013**

(54) **SPORTS CAP WITH INTERIOR POCKETS**

(71) Applicants: **Daryl Porti**, St. James, NY (US); **David Ruiz**, New York, NY (US)

(72) Inventors: **Daryl Porti**, St. James, NY (US); **David Ruiz**, New York, NY (US)

(73) Assignees: **Daryl Porti**, St. James, NY (US); **David Ruiz**, New York City, NY (US)

(**) Term: **14 Years**

(21) Appl. No.: **29/439,265**

(22) Filed: **Dec. 7, 2012**

(51) **LOC (9) Cl.** **02-03**

(52) **U.S. Cl.**
USPC **D2/891**

(58) **Field of Classification Search**
USPC D2/857, 865, 866, 878, 879, 880,
D2/881, 882, 883, 884, 886, 891, 892, 893,
D2/894, 895; 2/10, 12, 68, 171, 175.1, 175.2,
2/175.3, 183, 195.1, 195.2, 195.3, 195.4,
2/195.5, 195.6, 200.1, 200.2, 209.11, 209.12,
2/209.13, 247, 248, 249, 250, 251, 252, 253,
2/254

See application file for complete search history.

(56) **References Cited**

U.S. PATENT DOCUMENTS

837,824	A *	12/1906	Gibson	224/666
1,102,946	A *	7/1914	Nicholas	2/254
1,336,614	A *	4/1920	Carter	2/253
1,409,436	A *	3/1922	Ballin	2/253
1,645,502	A *	10/1927	Sweet	2/227
2,155,076	A *	4/1939	Berman	2/227

4,499,133	A *	2/1985	Prince	428/81
D337,193	S *	7/1993	Nguyen	D2/857
5,373,586	A *	12/1994	Brosnan	2/195.1
5,581,813	A *	12/1996	Henschel	2/195.1
5,724,678	A *	3/1998	McCallum et al.	2/209.13
D419,282	S *	1/2000	Nickle et al.	D2/891
6,023,788	A *	2/2000	McCallum et al.	2/209.13
D471,016	S *	3/2003	Vazquez	D3/318
D572,438	S *	7/2008	Chun	D2/883
8,458,820	B2 *	6/2013	Cleva	2/413
2004/0211798	A1 *	10/2004	Schechter	224/222
2011/0094014	A1 *	4/2011	Chang	2/175.1

* cited by examiner

Primary Examiner — Karen E Eldridge Powers

(74) *Attorney, Agent, or Firm* — Limin Wen

(57) **CLAIM**

We claim the ornamental design for a sports cap with interior pockets, as shown and described.

DESCRIPTION

FIG. 1 is a bottom perspective view of a sports cap with interior pockets; the hat shown in broken lines illustrates the article in which the design is embodied, and forms no part of the claim.

FIG. 2 is a top plan view of the sports cap with interior pockets, with the interior pockets shown separately from the sports cap for clarity of illustration;

FIG. 3 is a bottom plan view thereof;

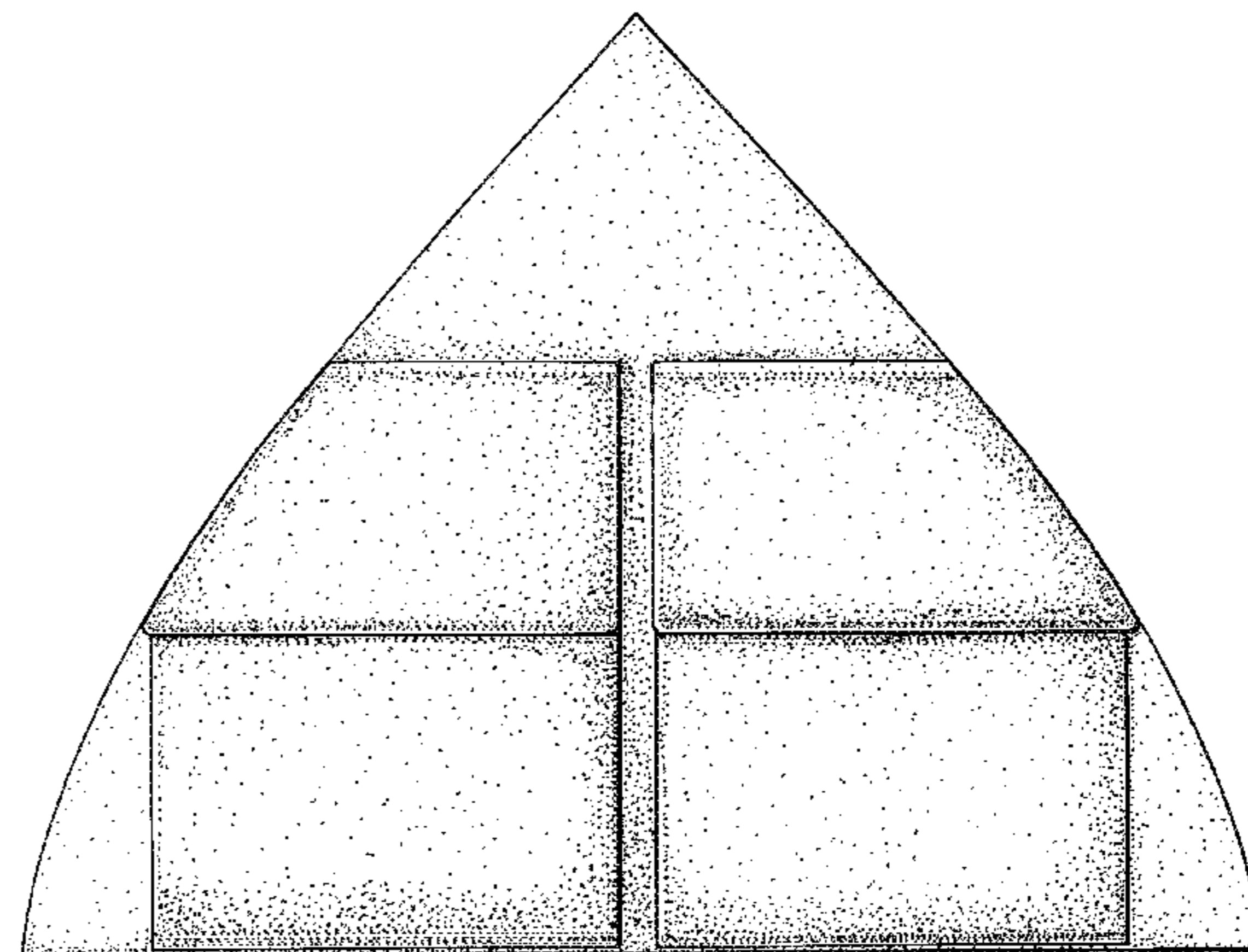
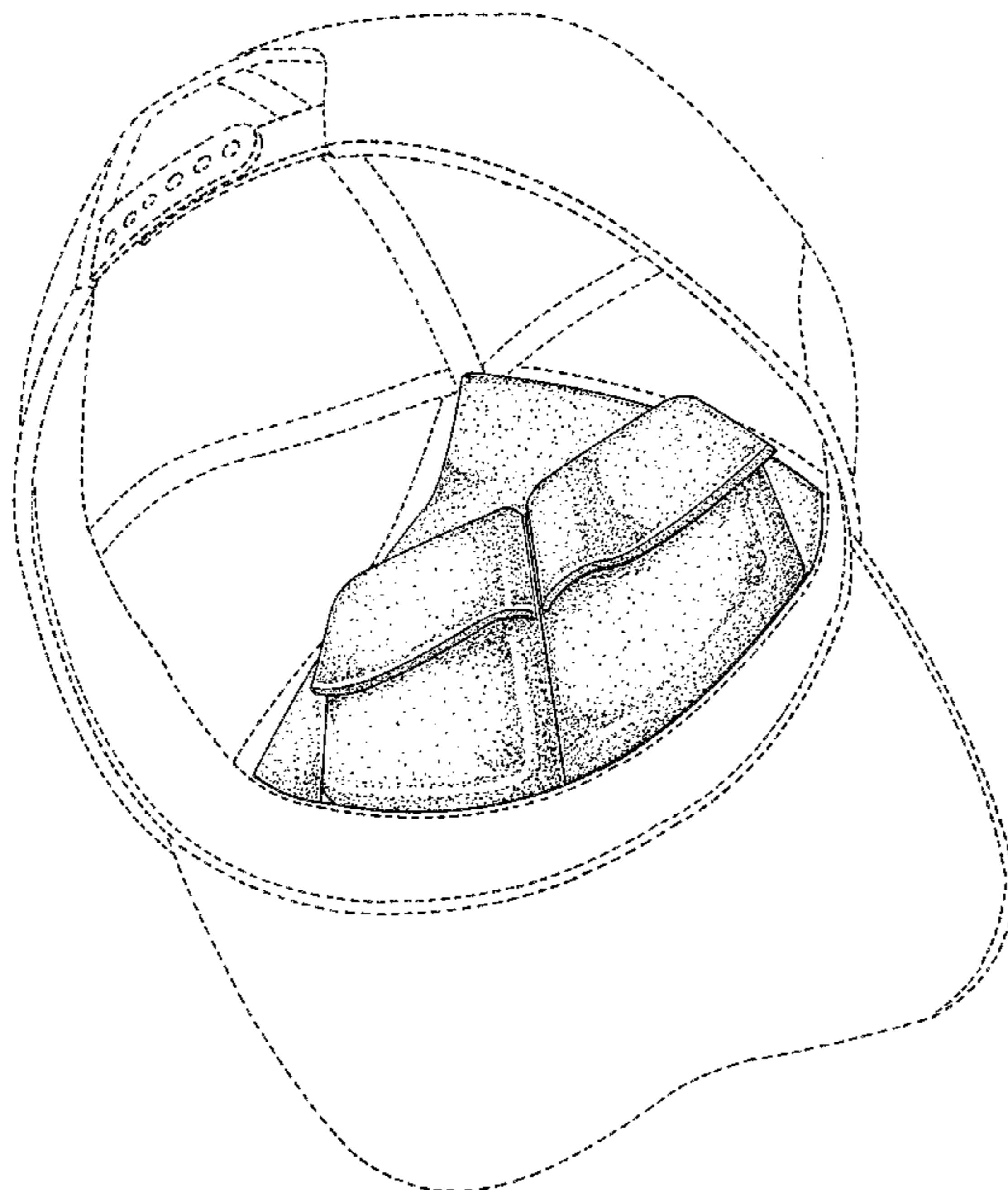
FIG. 4 is a front elevation view thereof;

FIG. 5 is a right side elevation view thereof;

FIG. 6 is a left side elevation view thereof; and,

FIG. 7 is a rear elevation view thereof. The broken line in FIG. 7 which defines the bounds of the claimed design forms no part thereof.

1 Claim, 3 Drawing Sheets



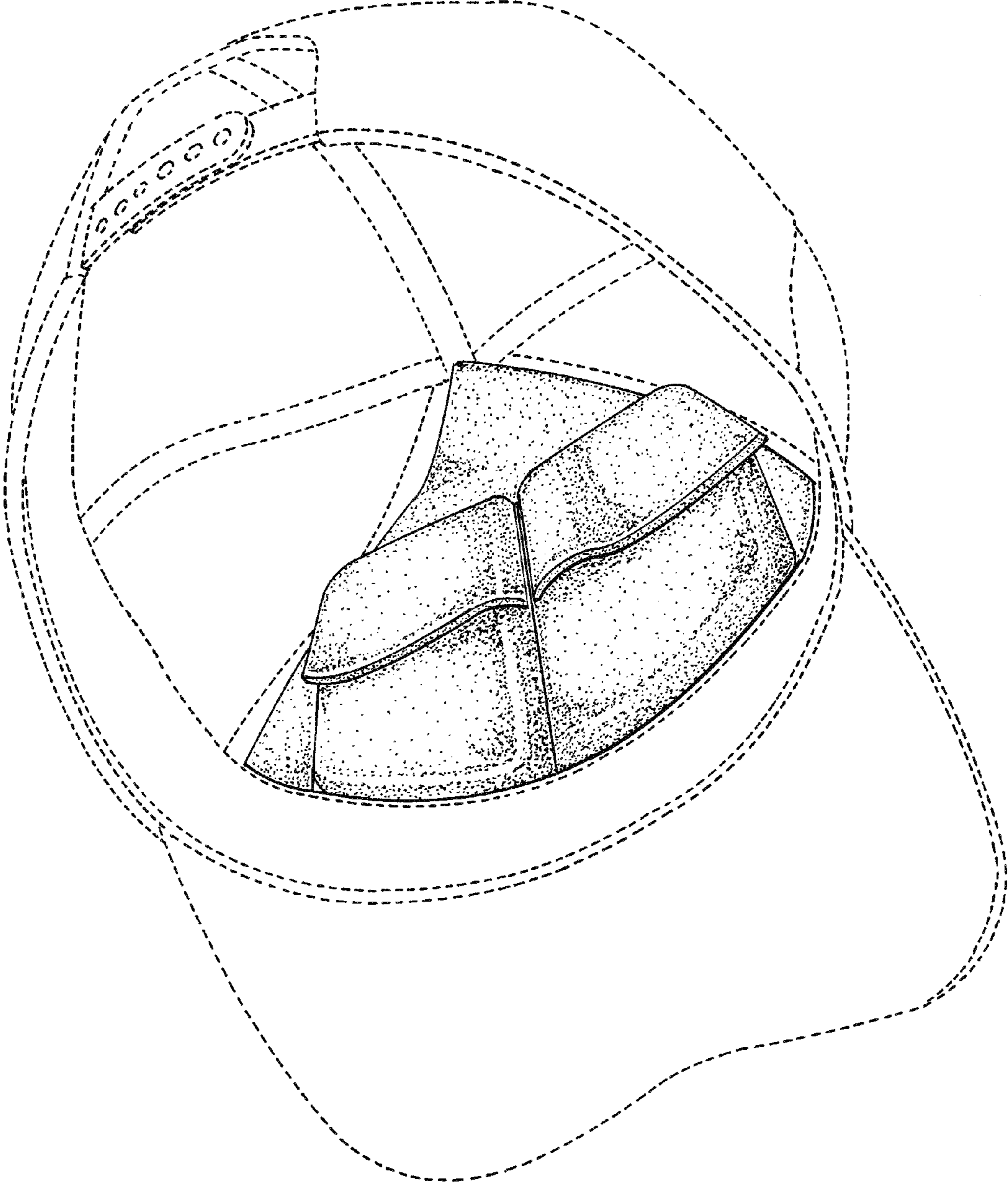


Fig. 1



Fig. 2



Fig. 3

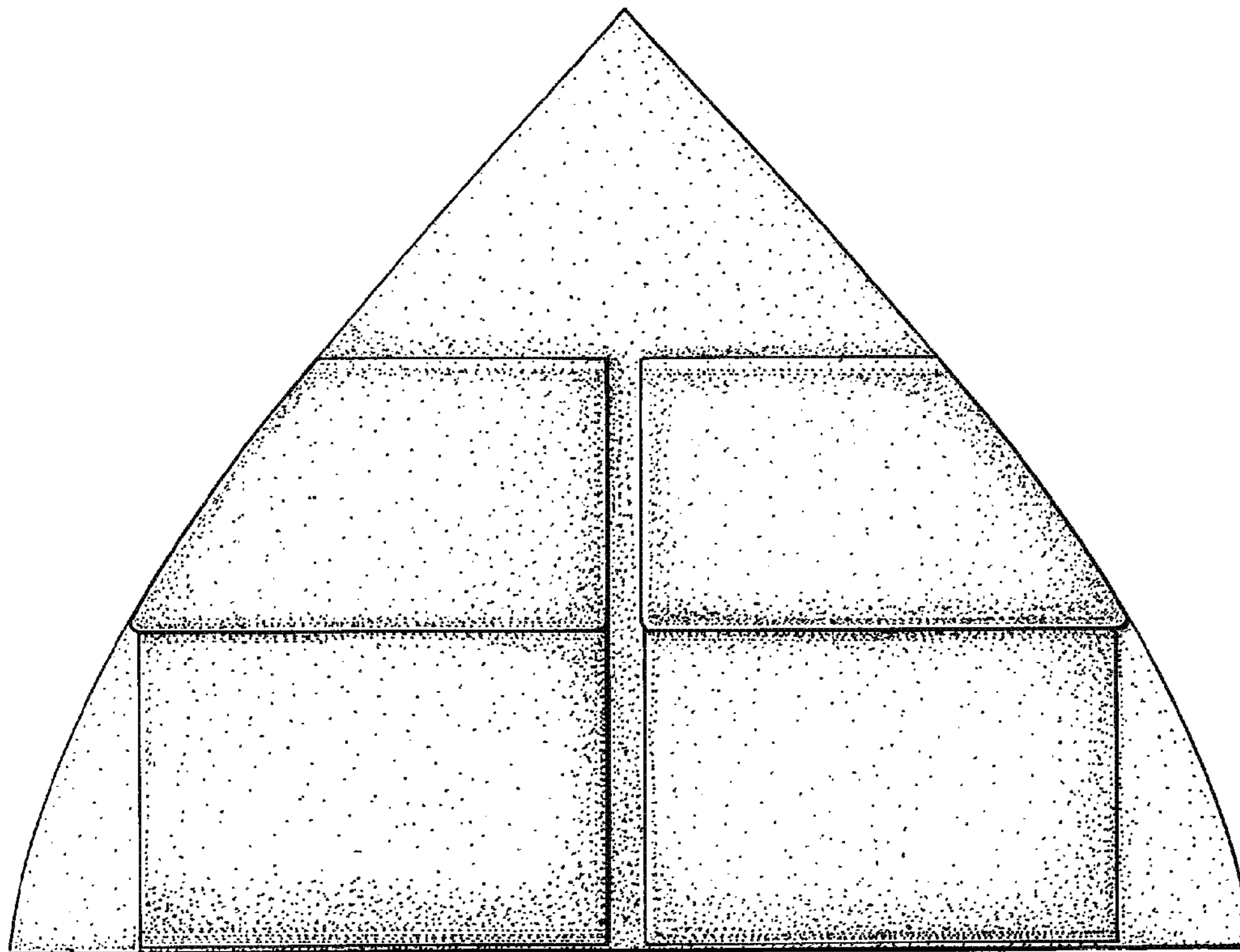


Fig. 4



Fig. 5



Fig. 6

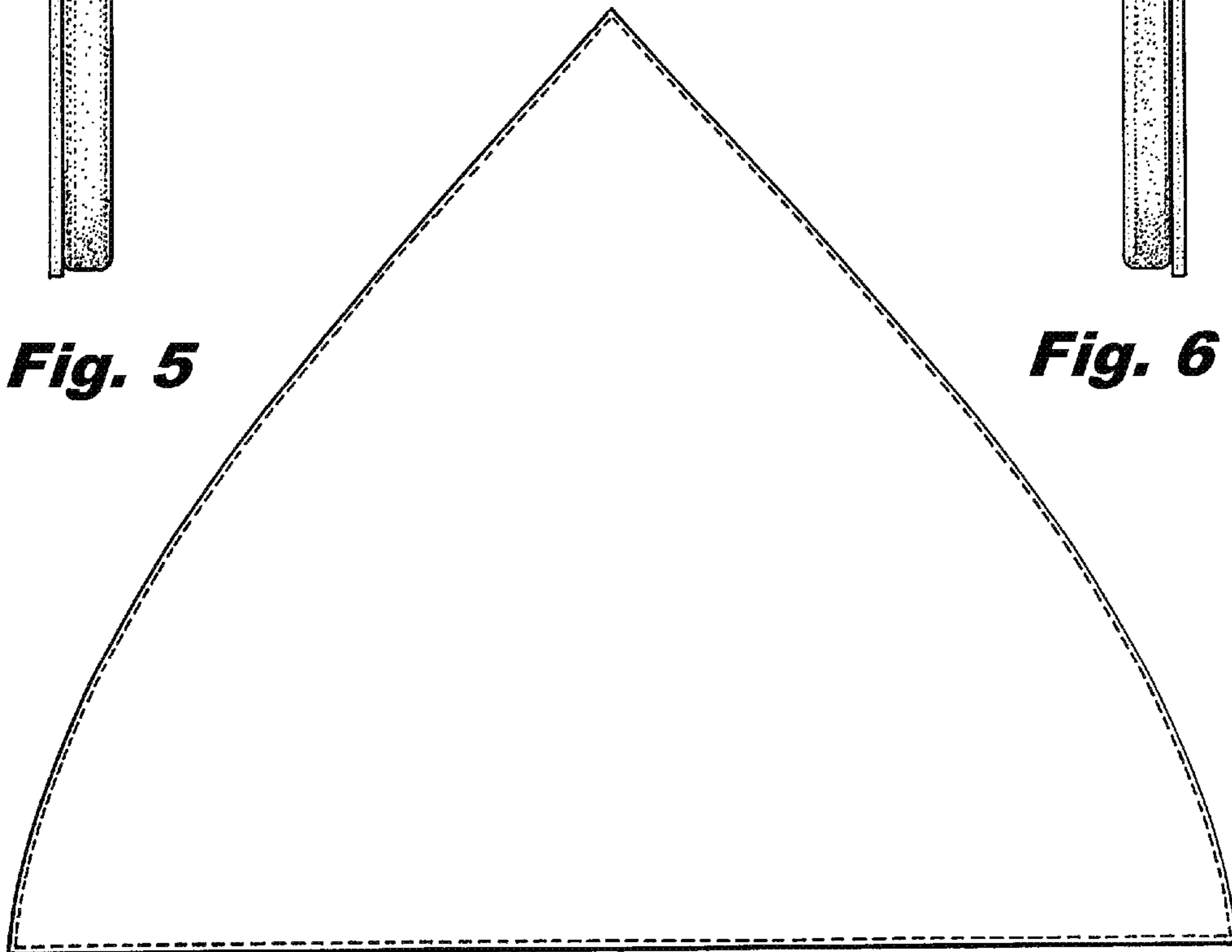


Fig. 7