



US00D689666S

(12) **United States Design Patent**
Grolimund

(10) **Patent No.:** **US D689,666 S**

(45) **Date of Patent:** **** Sep. 17, 2013**

(54) **CONFECTION**

(71) Applicant: **Societe des Produits Nestle S.A., Vevey**
(CH)

(72) Inventor: **Daniel Grolimund, Broc** (CH)

(73) Assignee: **Societe des Produits Nestle S.A., Vevey**
(CH)

(**) Term: **14 Years**

(21) Appl. No.: **29/445,571**

(22) Filed: **Feb. 13, 2013**

(51) **LOC (9) Cl.** **01-01**

(52) **U.S. Cl.**
USPC **D1/110**

(58) **Field of Classification Search**
USPC D1/100–130, 199; 426/5, 76, 87,
426/92, 94, 95, 99, 101, 103, 108, 138–139,
426/143, 144, 279, 282, 283, 391, 514, 549,
426/660; D9/613; D2/869; D30/160; D6/598;
D21/655; D11/158

See application file for complete search history.

(56) **References Cited**

U.S. PATENT DOCUMENTS

D51,246 S * 9/1917 Turner D21/655
1,641,175 A * 9/1927 Lemieux 446/327
2,055,846 A * 9/1936 Marx 446/23
D170,781 S * 11/1953 Weaver D21/655

D268,913 S * 5/1983 Carbajales Santa-Eulalia
et al. D11/158
D306,890 S * 3/1990 Havelock D21/655
D348,170 S * 6/1994 Keller D6/598
D372,791 S * 8/1996 Berendsen et al. D1/107
D394,683 S * 5/1998 Ratcliff et al. D21/604
D550,926 S * 9/2007 Risko D1/110
D589,684 S * 4/2009 Knab D2/869
D647,769 S * 11/2011 Chen et al. D8/50
D678,631 S * 3/2013 Paculdo D30/160

* cited by examiner

Primary Examiner — Cathron Brooks

Assistant Examiner — Katie Mroczka

(74) *Attorney, Agent, or Firm* — K&L Gates LLP

(57) **CLAIM**

The ornamental design for a confection, as shown and described.

DESCRIPTION

FIG. 1 illustrates a top perspective view of a confection according to the present invention;

FIG. 2 illustrates a front side elevational view thereof;

FIG. 3 illustrates a back side elevational view thereof;

FIG. 4 illustrates a right side elevational view thereof;

FIG. 5 illustrates a left side elevational view thereof;

FIG. 6 illustrates a top plan view thereof; and,

FIG. 7 illustrates a bottom plan view thereof.

The ornamental design that is claimed is shown in solid lines in the drawings.

1 Claim, 7 Drawing Sheets

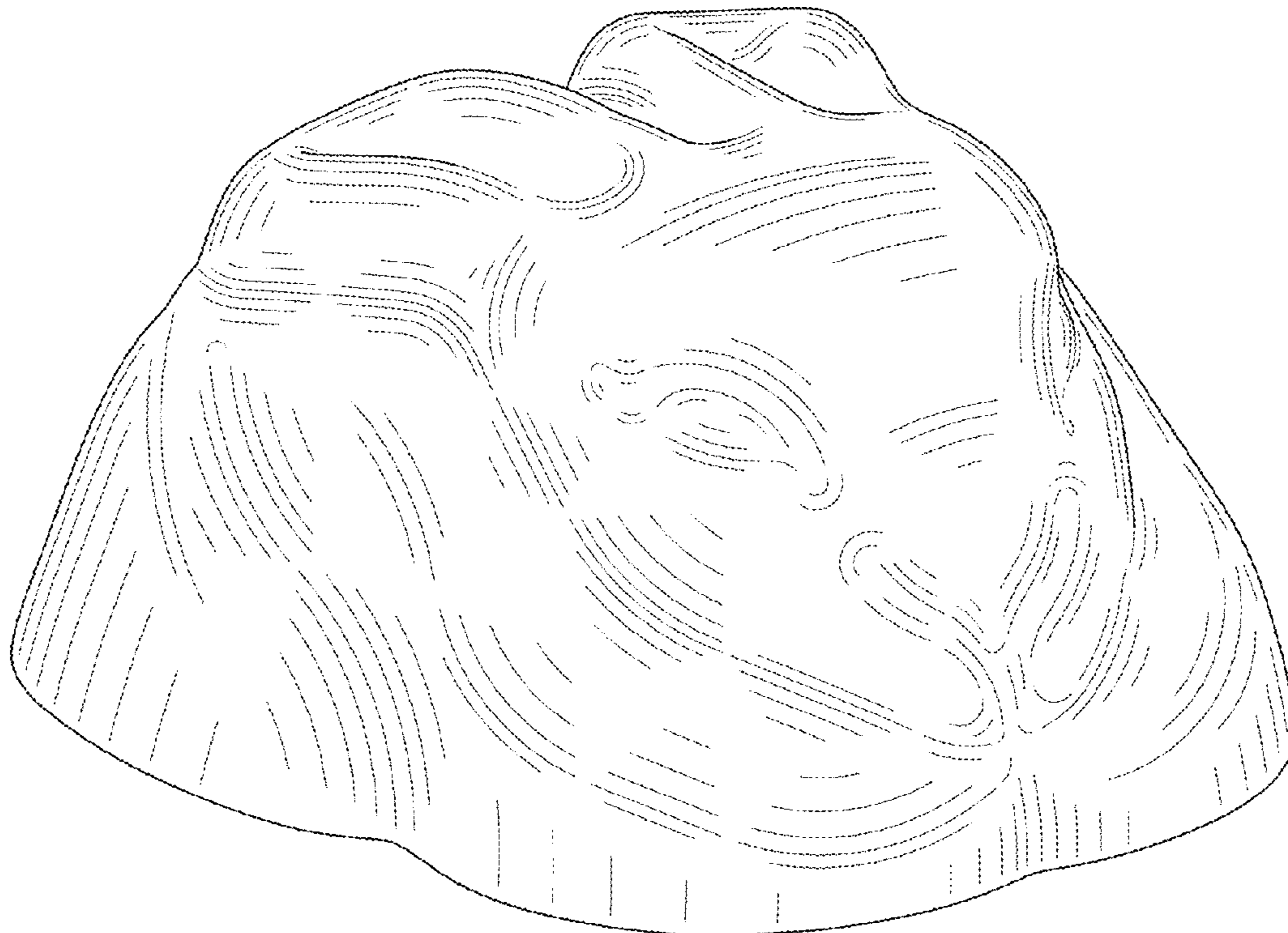


FIG. 1

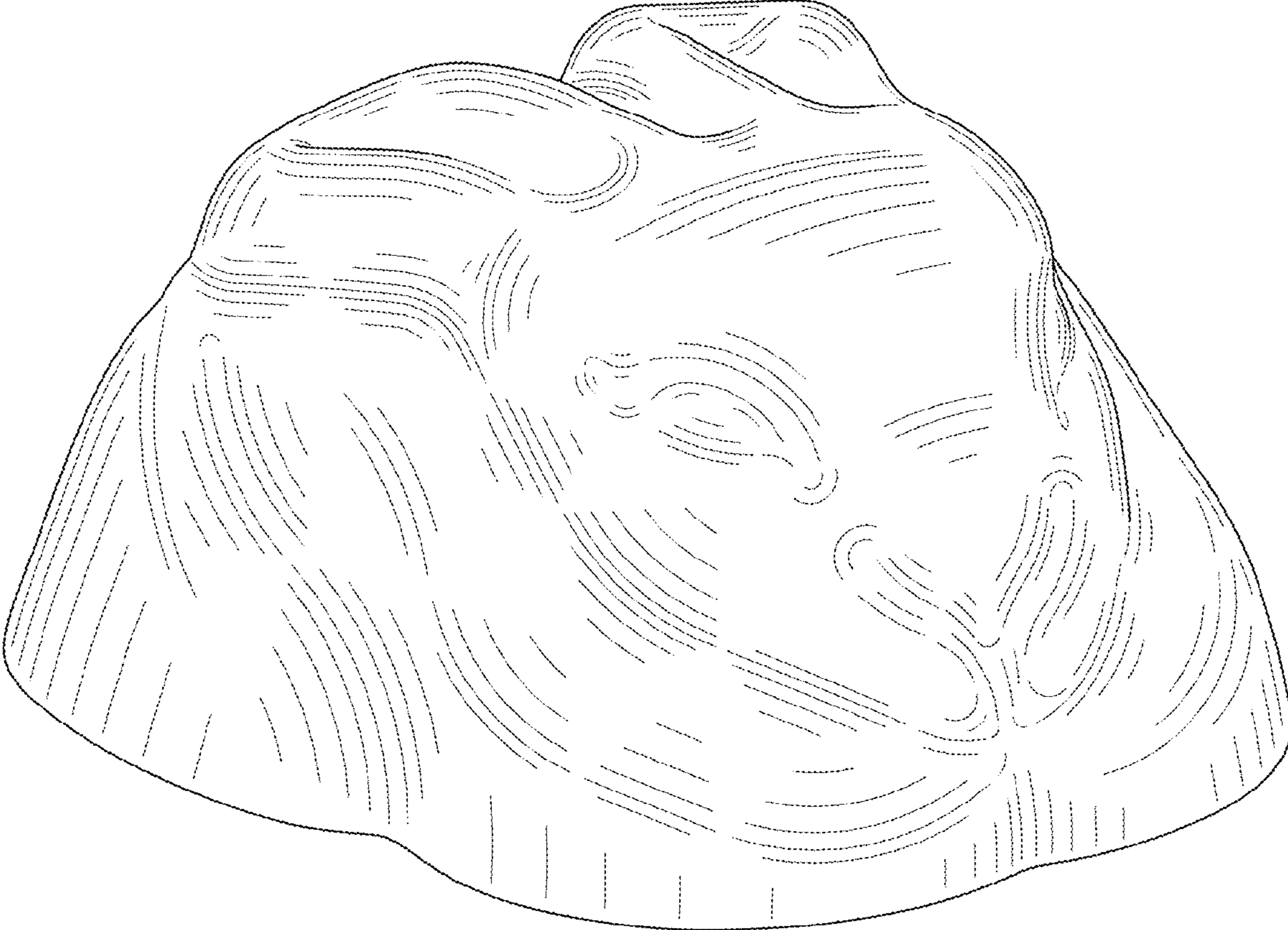


FIG. 2

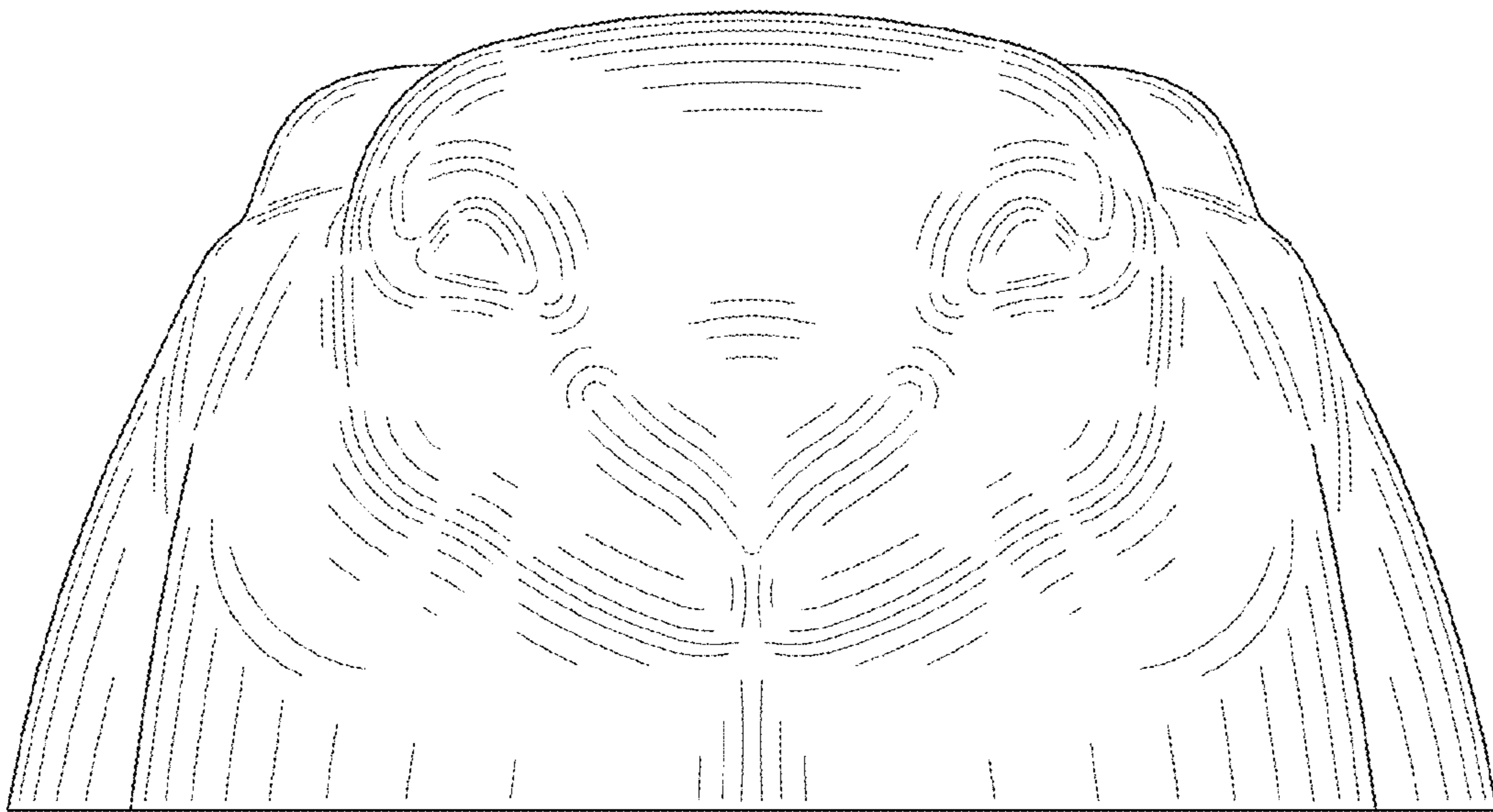


FIG. 3

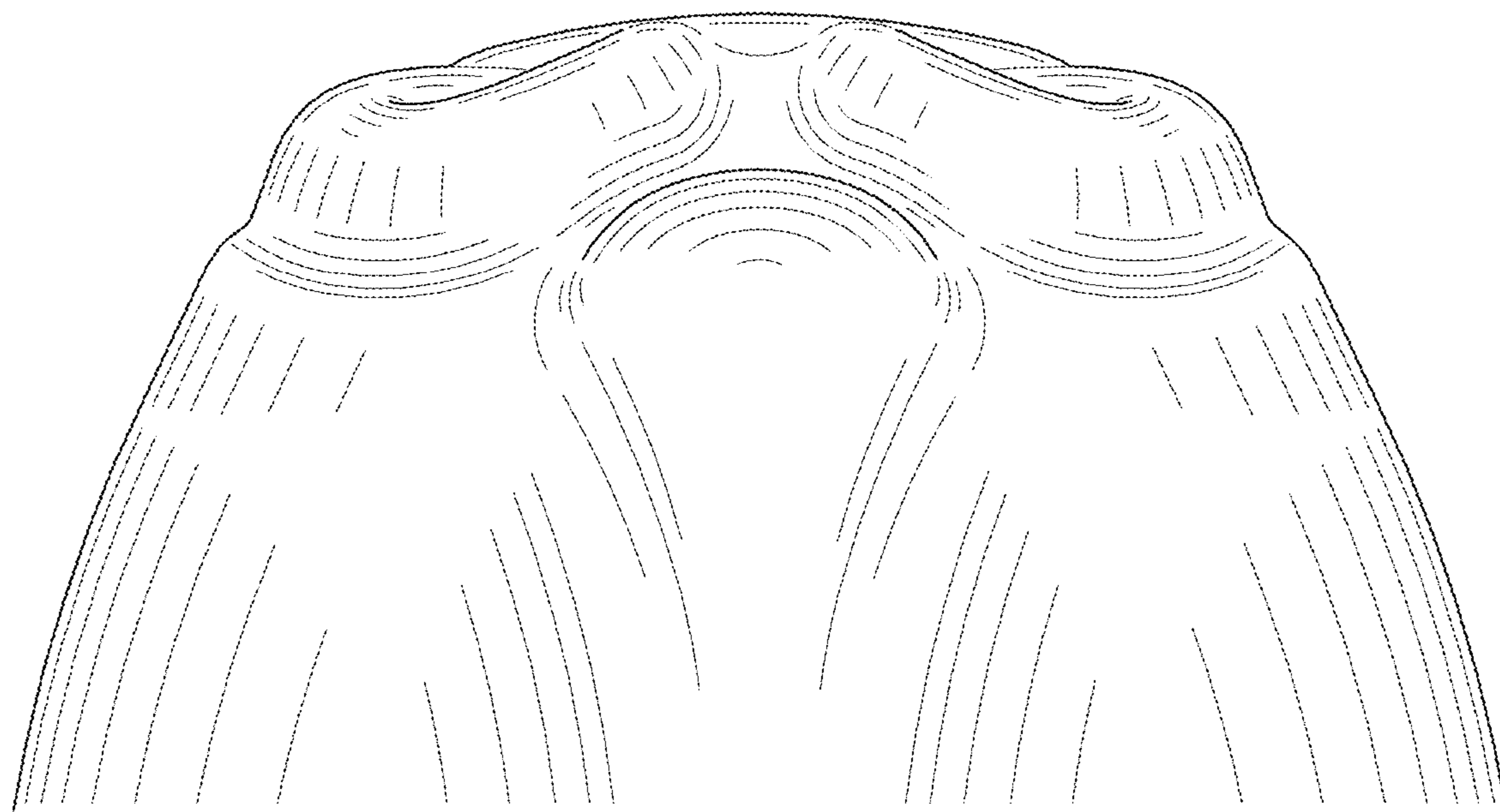


FIG. 4

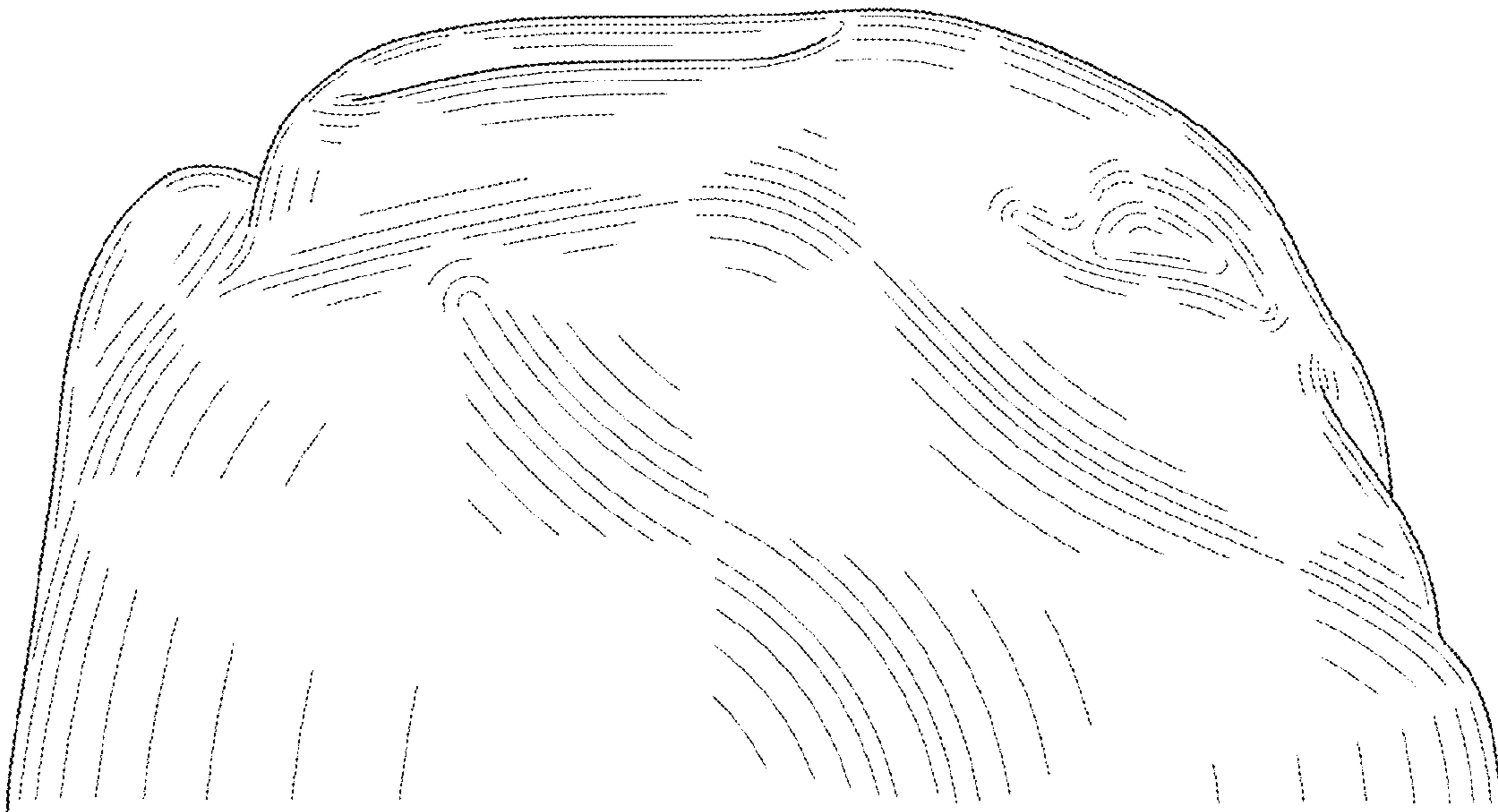


FIG. 5




FIG. 6




FIG. 7

