



US00D689660S

(12) **United States Design Patent**
Thurin

(10) **Patent No.:** **US D689,660 S**

(45) **Date of Patent:** **** Sep. 10, 2013**

(54) **FABRIC SWEEPER**

4,462,134 A 7/1984 Wang
4,464,804 A 8/1984 Hopkins
4,596,059 A 6/1986 Lee

(75) Inventor: **Matthew N. Thurin**, Wauwatosa, WI
(US)

(Continued)

(73) Assignee: **S.C. Johnson & Son, Inc.**, Racine, WI
(US)

FOREIGN PATENT DOCUMENTS

DE 69 10 003 U 7/1969
DE 19 41 838 A1 2/1971

(**) Term: **14 Years**

(Continued)

(21) Appl. No.: **29/364,536**

OTHER PUBLICATIONS

(22) Filed: **Jun. 24, 2010**

Supplementary European Search Report for International application
No. EP 06 74 9085, International filing date is Jun. 15, 2009.

(51) **LOC (9) Cl.** **08-99**

(Continued)

(52) **U.S. Cl.**

USPC **D32/35**

(58) **Field of Classification Search**

USPC D32/40, 52; D4/137-138, 129; 15/208,
15/209.1, 210.1, 143.1, 244.1, 104.002, 235.4,
15/320; 392/404

See application file for complete search history.

Primary Examiner — Eric Goodman

(57) **CLAIM**

The ornamental design for a fabric sweeper, as shown and
described.

(56) **References Cited**

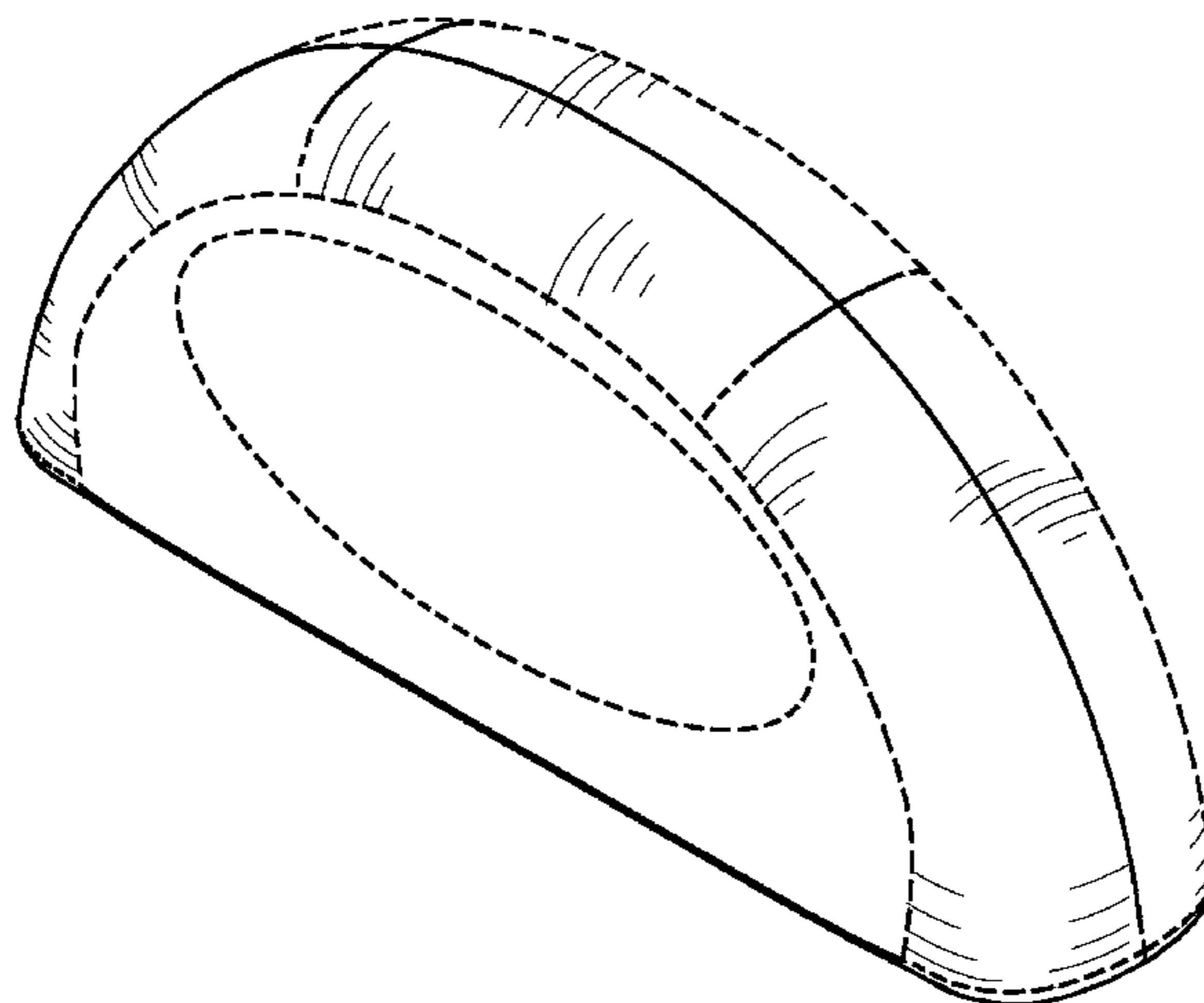
DESCRIPTION

U.S. PATENT DOCUMENTS

343,572 A	6/1886	Drew	
426,116 A	4/1890	Drew	
894,011 A	7/1908	Kampfe	
972,690 A	10/1910	Goble	
2,460,183 A	1/1949	Mayer	
2,651,803 A	9/1953	Browne	
3,316,577 A	5/1967	Kravos	
D221,822 S *	9/1971	Kieves	D4/137
3,618,153 A	11/1971	Coult	
3,631,557 A	1/1972	Leifheit	
3,633,294 A	1/1972	Burmeister	
3,651,529 A	3/1972	Popeil et al.	
3,747,152 A	7/1973	Tsuruzawa	
3,772,726 A	11/1973	Kupperman et al.	
3,842,459 A	10/1974	Tsuruzawa et al.	
3,900,911 A	8/1975	Hayashi	
4,080,683 A	3/1978	Yi	

FIG. 1 is an isometric view of a fabric sweeper, embodying a
new design, viewed from above, in front of, and from the right
side of the fabric sweeper;
FIG. 2 is a front view of the fabric sweeper of FIG. 1;
FIG. 3 is a side plan view of the fabric sweeper of FIG. 1;
FIG. 4 is a bottom plan view of the fabric sweeper of FIG. 1;
and,
FIG. 5 is a top plan view of the fabric sweeper of FIG. 1.
The broken lines shown in the drawings are for illustrative
purposes only and form no part of the claimed design. The
fabric sweeper device is symmetric such that the front and
back are identical, and the opposing sides are identical as
well.

1 Claim, 4 Drawing Sheets



(56)

References Cited

U.S. PATENT DOCUMENTS

4,742,594	A	5/1988	Chen	
4,765,012	A	8/1988	Ueda	
5,664,276	A	9/1997	Arias	
5,970,558	A	10/1999	Canavan et al.	
6,013,121	A	1/2000	Chiu et al.	
6,136,043	A	10/2000	Robinson et al.	
6,221,122	B1	4/2001	Gieseke et al.	
6,378,386	B1	4/2002	Schroder et al.	
6,783,600	B2	8/2004	Tawara et al.	
6,875,249	B2	4/2005	Gogins	
6,895,627	B1	5/2005	Lin	
6,979,361	B2	12/2005	Mihayiov et al.	
7,137,165	B2	11/2006	Shizuno et al.	
D547,954	S *	8/2007	Thurin et al. D4/137
D558,044	S	12/2007	Olson	
D563,676	S	3/2008	Knopow	
D566,356	S	4/2008	Medema	
D591,468	S	4/2009	Knopow	
7,721,372	B2	5/2010	Knopow et al.	
8,015,650	B2 *	9/2011	Knopow et al. 15/27
D655,513	S *	3/2012	Neumann et al. D4/137
D657,573	S *	4/2012	Neumann et al. D4/137
2004/0143919	A1	7/2004	Wilder	
2005/0079315	A1	4/2005	Seth et al.	
2006/0265824	A1	11/2006	Knopow et al.	
2006/0277706	A1	12/2006	Clark et al.	
2007/0192979	A1	8/2007	Knopow et al.	
2007/0202768	A1	8/2007	Haskett et al.	

2007/0220691	A1	9/2007	McKay
2008/0040874	A1	2/2008	McKay
2008/0041416	A1	2/2008	Mathews et al.
2008/0052849	A1	3/2008	McKay
2008/0052854	A1	3/2008	McKay

FOREIGN PATENT DOCUMENTS

DE	20 31 696	A1	12/1971
DE	23 22 074	A1	11/1973
FR	1 444 493		7/1966
GB	1114881		5/1968
GB	2187377		9/1987
GB	2257620		10/1993
JP	63 216506	A	9/1988
JP	2026527		1/1990
JP	8-25892		1/1996
JP	10-58893		3/1998
JP	11-178766		7/1999
WO	WO2006/130216		12/2006
WO	WO 2007/092038		8/2007

OTHER PUBLICATIONS

Product Advertisement for Quick Cleaner sold by Petio Yamahisa 4 pages, undated, partial translation provided.
 Photograph (top and bottom) of Quick Cleaner Product, 2 pages, undated.
 PCT International Search Report for PCT Application PCT/US2007/013270 dated Apr. 21, 2008.

* cited by examiner

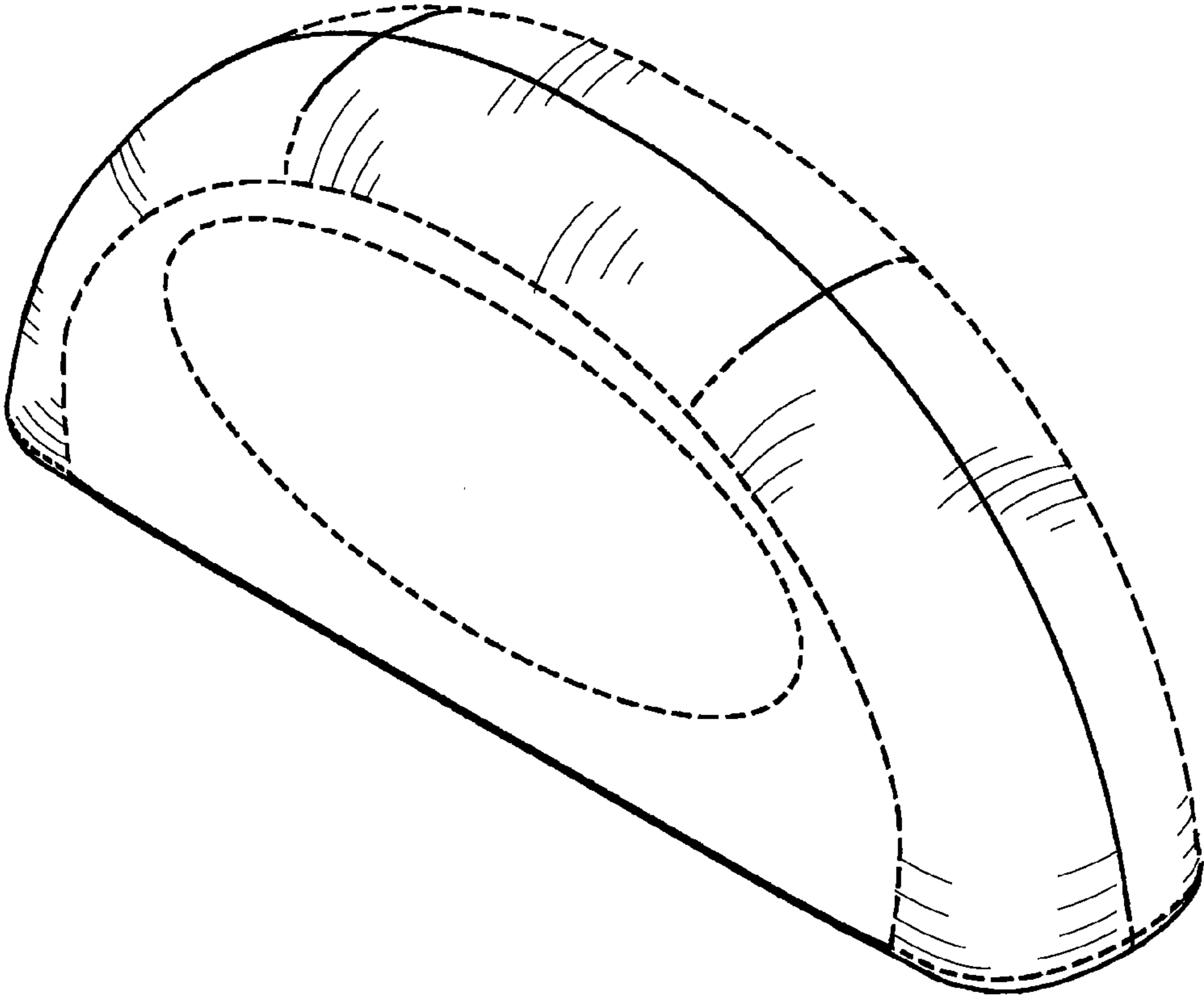


FIG. 1

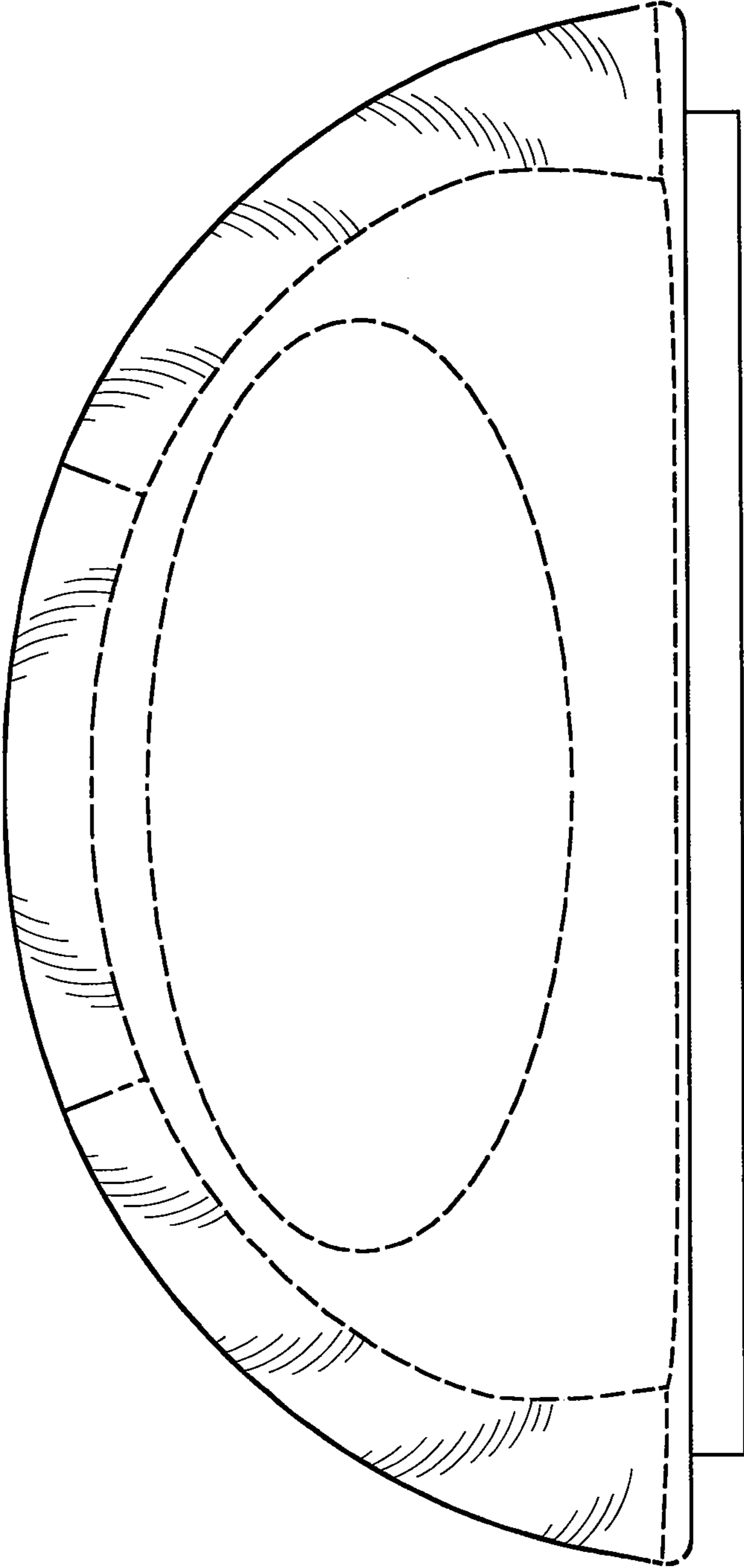


FIG. 2




FIG. 3




FIG. 4

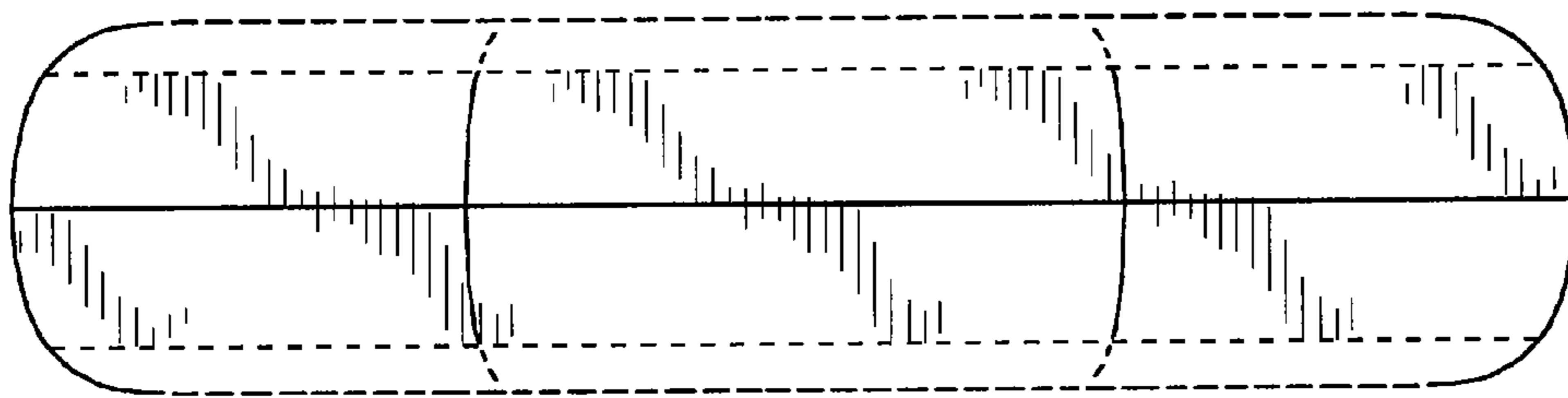


FIG. 5