



US00D689653S

(12) **United States Design Patent**
Lowther

(10) **Patent No.:** **US D689,653 S**
(45) **Date of Patent:** **** Sep. 10, 2013**

- (54) **HARD HAT DRIP GUARD**
- (75) Inventor: **Robert D. Lowther**, St. Peterburg, FL (US)
- (73) Assignee: **Brimguard LLC**, St. Petersburg, FL (US)
- (**) Term: **14 Years**
- (21) Appl. No.: **29/421,573**
- (22) Filed: **Aug. 17, 2012**
- (51) **LOC (9) Cl.** **02-03**
- (52) **U.S. Cl.**
USPC **D29/122**
- (58) **Field of Classification Search**
USPC D29/102-107, 122, 109-112; 2/5, 2/6.3, 3.7, 411-425, 171-173, 205-206, 2/9, 195, 1, 181.4, 906, 202, 10, 6.6, 410, 2/183, 175.5, 195.2, 195.1, 195.3, 209.13, 2/175.3, 244, 256; D2/867-868, 870, 878-880, D2/882, 886-888, 893, 869, 866, 874, 881, D2/891; D21/659-661; D14/129; 345/8; 348/157, 347, 82; D23/269; D24/112; D7/300.2; 239/33; 138/118.1, 119, 125; 174/137 R; D13/132, 153, 155; D8/396
See application file for complete search history.

3,076,199	A *	2/1963	Dudley, Jr.	2/195.1
D205,179	S *	7/1966	Miller	D29/103
4,999,851	A *	3/1991	Hall	2/175.5
D368,516	S *	4/1996	Matsumura	D23/269
5,666,260	A *	9/1997	Pasmanik et al.	361/600
D408,365	S *	4/1999	Sanders	D13/153
D532,972	S *	12/2006	Dixon	D3/318
D565,799	S *	4/2008	Timms	D29/102
7,614,090	B2 *	11/2009	Kronenberger	2/195.2
D626,059	S *	10/2010	Jackson	D12/401
2004/0261876	A1 *	12/2004	Warren et al.	138/125
2009/0064386	A1 *	3/2009	Rogers	2/6.6
2009/0222964	A1 *	9/2009	Wiles	2/6.6

* cited by examiner

Primary Examiner — Ruth McInroy

(74) *Attorney, Agent, or Firm* — John S. Hale; Gipple & Hale

(57) **CLAIM**

The ornamental design for an hard hat drip guard, as shown and described.

DESCRIPTION

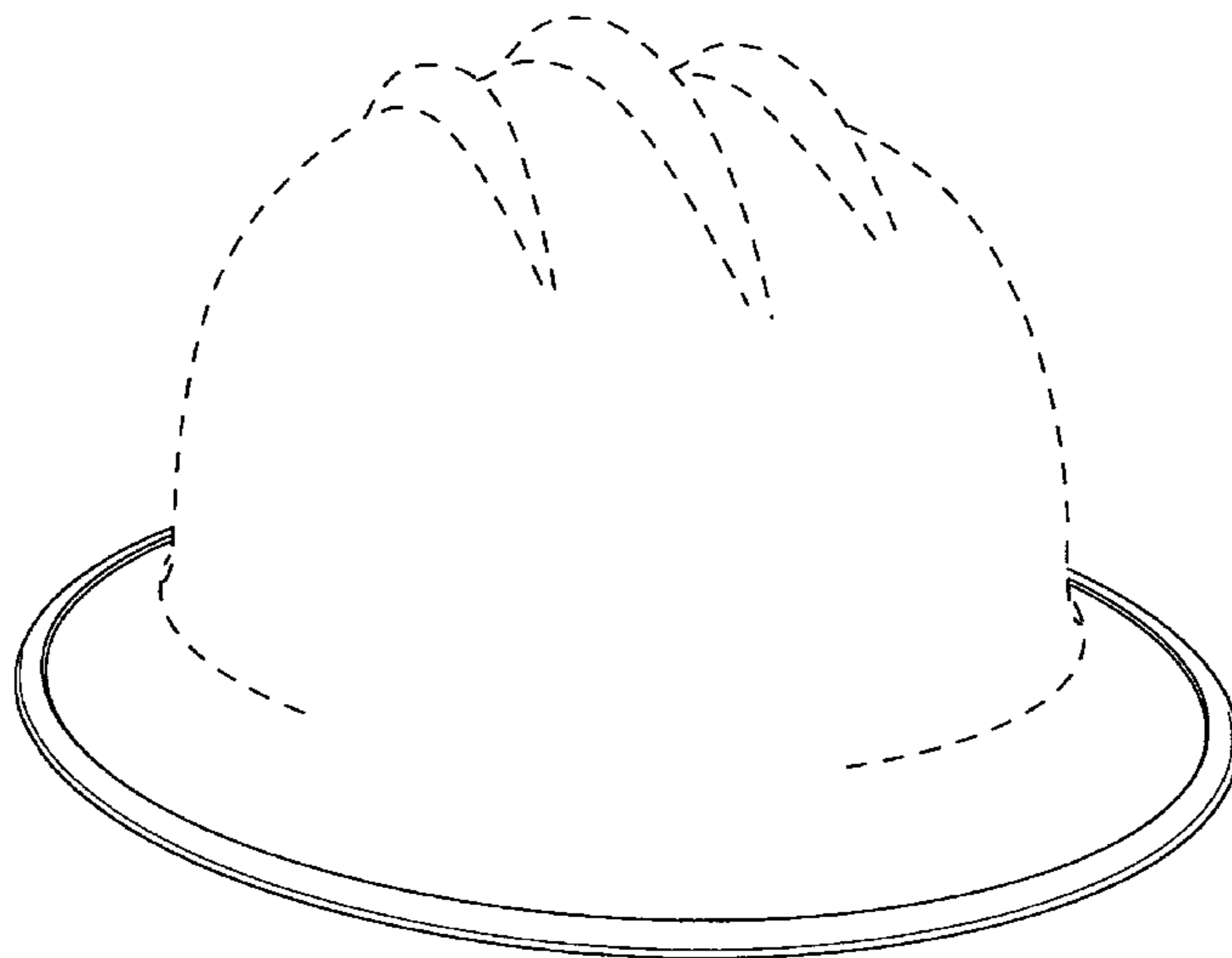

FIG. 1 is a perspective view of a hard hat drip guard showing my new design;
 FIG. 2 is a top plan view thereof, the bottom view being identical thereto;
 FIG. 3 is a side elevational view thereof, the opposite side being identical thereto;
 FIG. 4 is an end elevational view thereof, the opposite end being identical thereto;
 FIG. 5 is an enlarged cross-sectional view taken along line 5-5 in FIG. 2; and,
 FIG. 6 is a perspective view thereof; the hard hat shown in broken lines forms no part of the claimed design.

1 Claim, 4 Drawing Sheets

(56) **References Cited**

U.S. PATENT DOCUMENTS

51,172	A *	11/1865	Gitchell	2/175.3
74,892	A *	2/1868	Chanman	168/11
294,515	A *	3/1884	Gercken	2/175.5
2,444,558	A *	7/1948	Elliott	294/171
2,821,739	A *	2/1958	Mohs	16/411
2,913,730	A *	11/1959	Schlesinger	2/195.2






FIG. 1

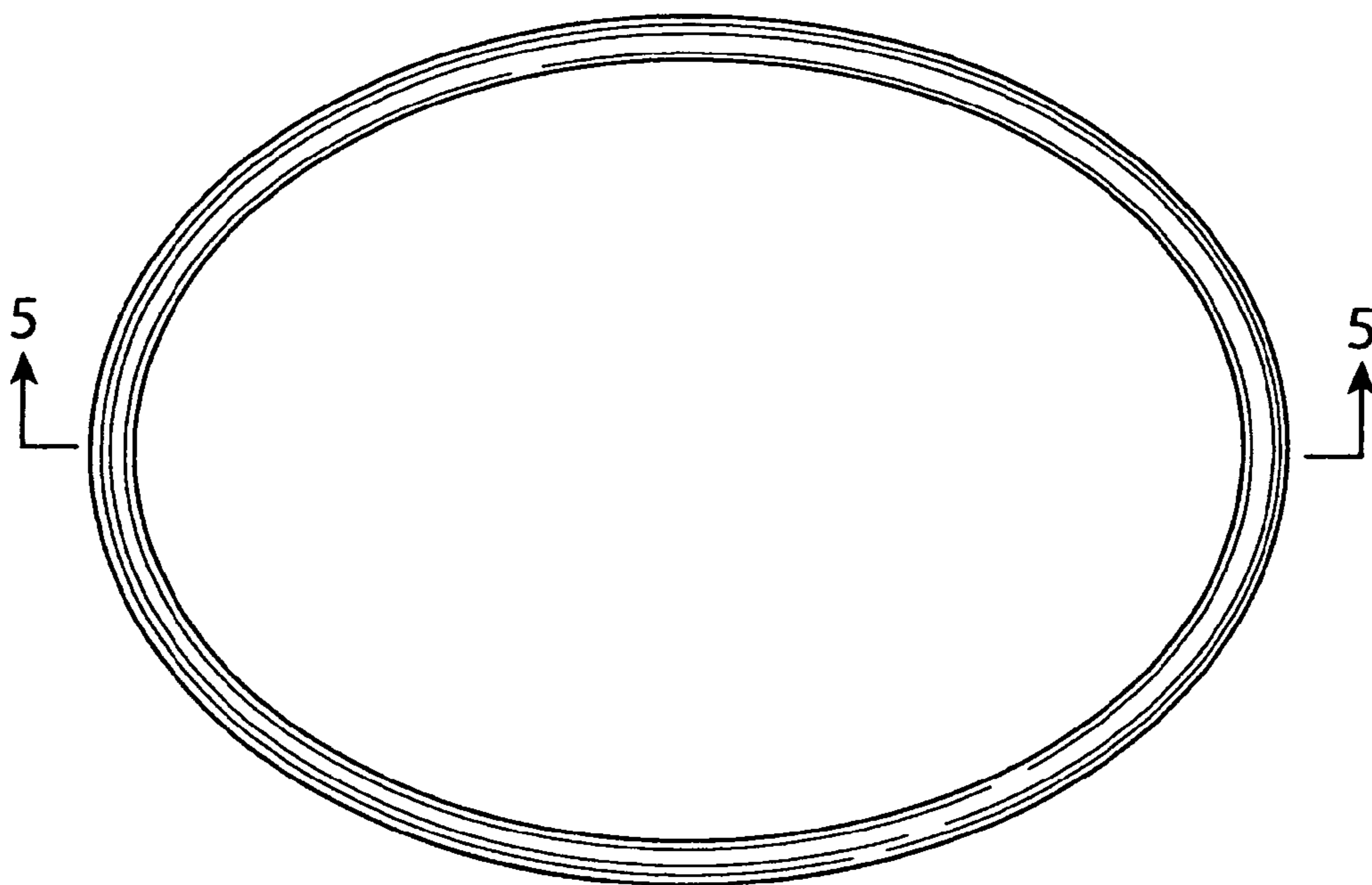


FIG. 2




FIG. 3

FIG. 4




FIG. 5

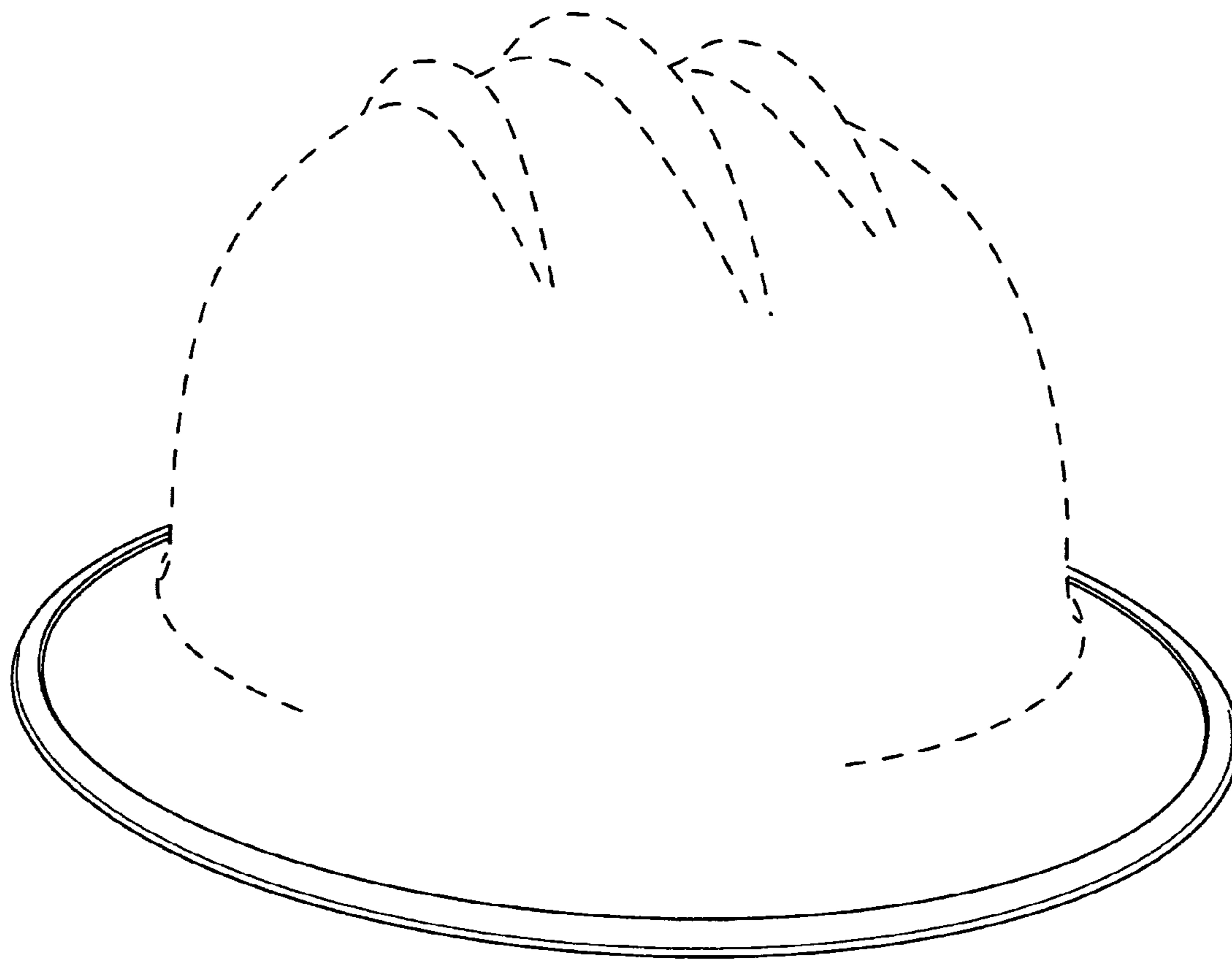


FIG. 6