



US00D689652S

(12) **United States Design Patent**
Hines

(10) **Patent No.:** **US D689,652 S**

(45) **Date of Patent:** **** Sep. 10, 2013**

(54) **HAIRBAND**

(71) Applicant: **Steven L. Hines**, Birmingham, AL (US)

(72) Inventor: **Steven L. Hines**, Birmingham, AL (US)

(**) Term: **14 Years**

(21) Appl. No.: **29/432,842**

(22) Filed: **Sep. 21, 2012**

(51) **LOC (9) Cl.** **28-03**

(52) **U.S. Cl.**
USPC **D28/41**

(58) **Field of Classification Search**
USPC D2/501, 502, 865, 866, 874, 881;
D11/3-6; D28/21-34, 39-43; 132/101,
132/126, 128-131, 144, 219, 275-284
See application file for complete search history.

(56) **References Cited**

U.S. PATENT DOCUMENTS

D382,989	S	*	9/1997	Simpson	D2/894
D401,388	S	*	11/1998	Knight et al.	D2/638
5,927,297	A	*	7/1999	Cooper	132/273
7,058,989	B2	*	6/2006	Domingos	2/412
D601,752	S	*	10/2009	Beirne	D28/41

2002/0043077	A1	*	4/2002	Boyadjian	63/3
2003/0121127	A1	*	7/2003	Walker	24/306
2005/0222608	A1	*	10/2005	Hou et al.	606/204
2008/0156340	A1	*	7/2008	Hopper et al.	132/275

* cited by examiner

Primary Examiner — Zenia Bennett

(74) *Attorney, Agent, or Firm* — Kenneth M. Bush; Bush Intellectual Property Law

(57) **CLAIM**

I claim the ornamental design for a hairband, as shown and described.

DESCRIPTION

FIG. 1 is a top perspective view of a hairband showing my new design;
FIG. 2 is a top plan view thereof, the bottom plan view being identical to the top plan view;
FIG. 3 is a front elevational view thereof, the rear elevational view being identical to the front elevational view;
FIG. 4 is a left side elevational view thereof, the right side elevational view being identical to the left side elevational view; and,
FIG. 5 is a detail perspective view of the interior surface of the hairband.

1 Claim, 1 Drawing Sheet





FIG. 1




FIG. 2

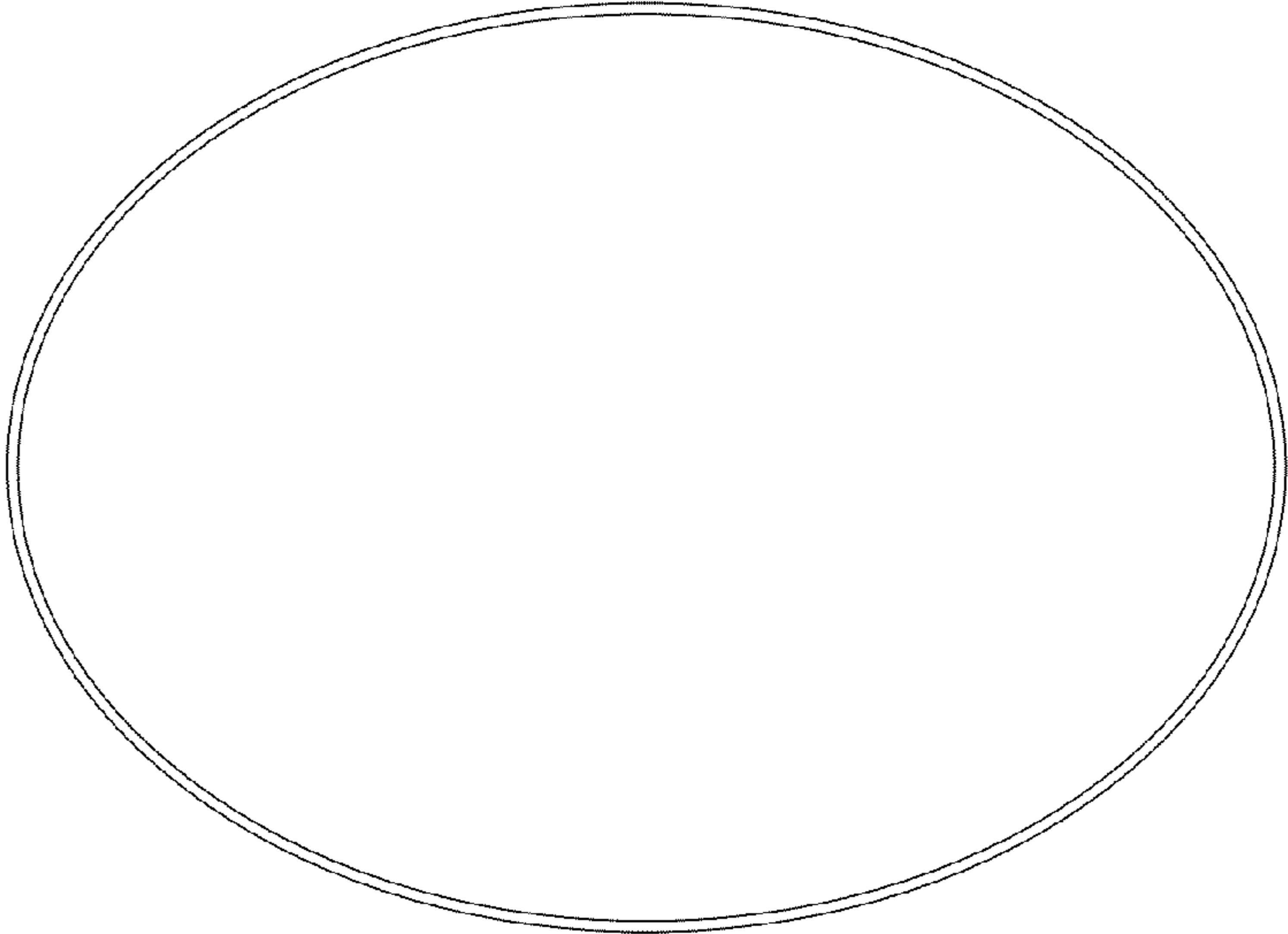


FIG. 3



FIG. 4

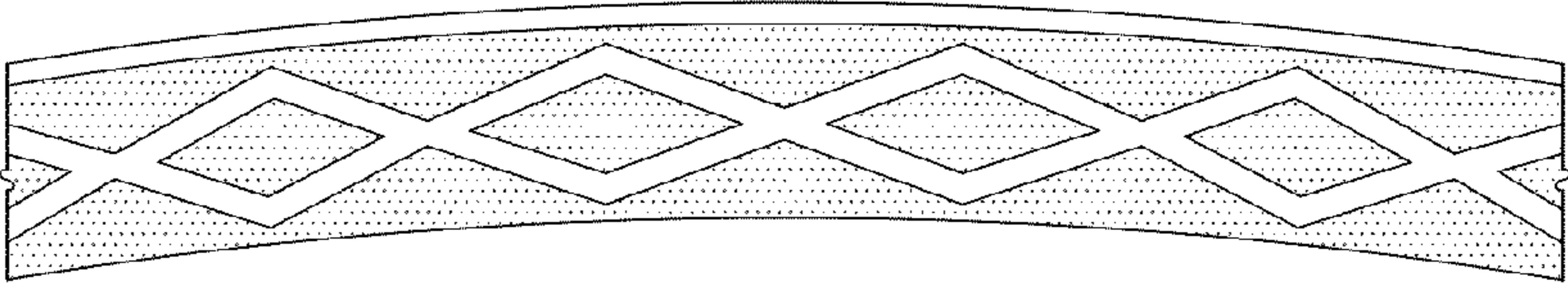


FIG. 5