



US00D689643S

(12) **United States Design Patent**
Huang

(10) **Patent No.:** **US D689,643 S**

(45) **Date of Patent:** **** Sep. 10, 2013**

(54) **TABLE LAMP**

(71) Applicant: **Huangslite Industrial Co., Ltd.**, New Taipei (TW)

(72) Inventor: **Huo-Tu Huang**, New Taipei (TW)

(73) Assignee: **Huangslite Industrial Co., Ltd.**, New Taipei (TW)

(**) Term: **14 Years**

(21) Appl. No.: **29/445,925**

(22) Filed: **Feb. 19, 2013**

(51) **LOC (9) Cl.** **26-03**

(52) **U.S. Cl.**
USPC **D26/63**

(58) **Field of Classification Search**
USPC D26/24, 61-67, 93, 102, 104-105,
D26/108-10, 107; 362/509, 516, 523, 186,
362/217, 255, 257, 277, 317, 319, 351, 354,
362/355, 357, 358, 362, 382, 410, 413, 417,
362/806

See application file for complete search history.

(56) **References Cited**

U.S. PATENT DOCUMENTS

D269,297 S * 6/1983 Lebowitz D26/65
D499,828 S * 12/2004 Martin et al. D26/65
D515,235 S * 2/2006 Opolka D26/107

D566,317 S * 4/2008 Meda et al. D26/62
D569,539 S * 5/2008 Behar et al. D26/63
D600,849 S * 9/2009 Osgerby et al. D26/107
D611,634 S * 3/2010 Newhouse D26/61
D623,329 S * 9/2010 Huang D26/63
D623,788 S * 9/2010 Huang D26/65
D651,734 S * 1/2012 Li D26/63
D663,062 S * 7/2012 Ng et al. D26/65
D663,456 S * 7/2012 Huang D26/63
D674,531 S * 1/2013 Yuen D26/93

* cited by examiner

Primary Examiner — Brian N Vinson

(57) **CLAIM**

I claim the ornamental design for table lamp, as shown and described.

DESCRIPTION

FIG. 1 is a perspective view of table lamp showing my new design;

FIG. 2 is a front elevational view thereof;

FIG. 3 is a rear elevational view thereof;

FIG. 4 is a left side elevational view thereof;

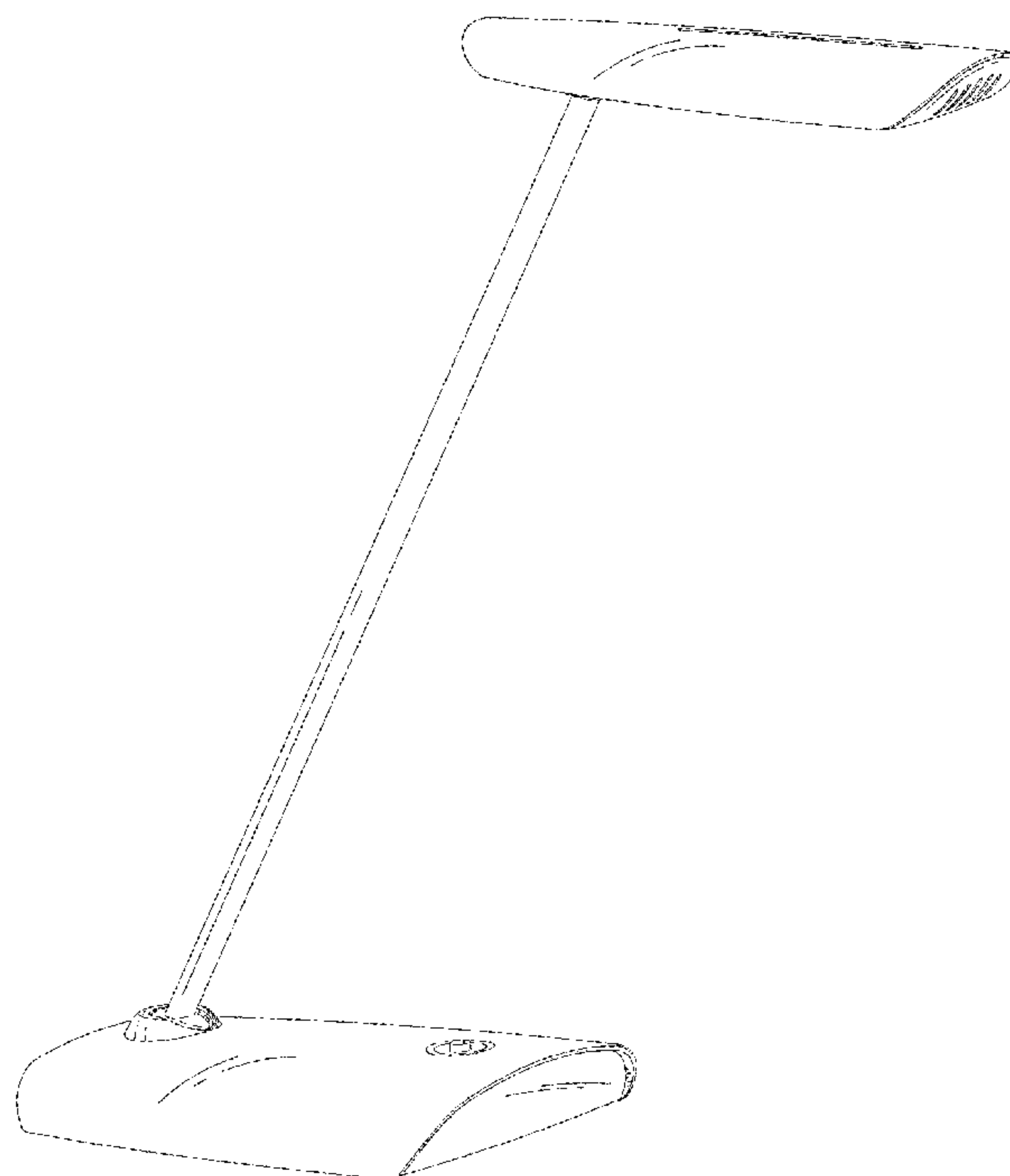
FIG. 5 is a right side elevational view thereof;

FIG. 6 is a top plan view thereof; and,

FIG. 7 is a bottom plan view thereof.

The broken-line disclosure is understood to represent an unclaimed portion of the table lamp.

1 Claim, 6 Drawing Sheets



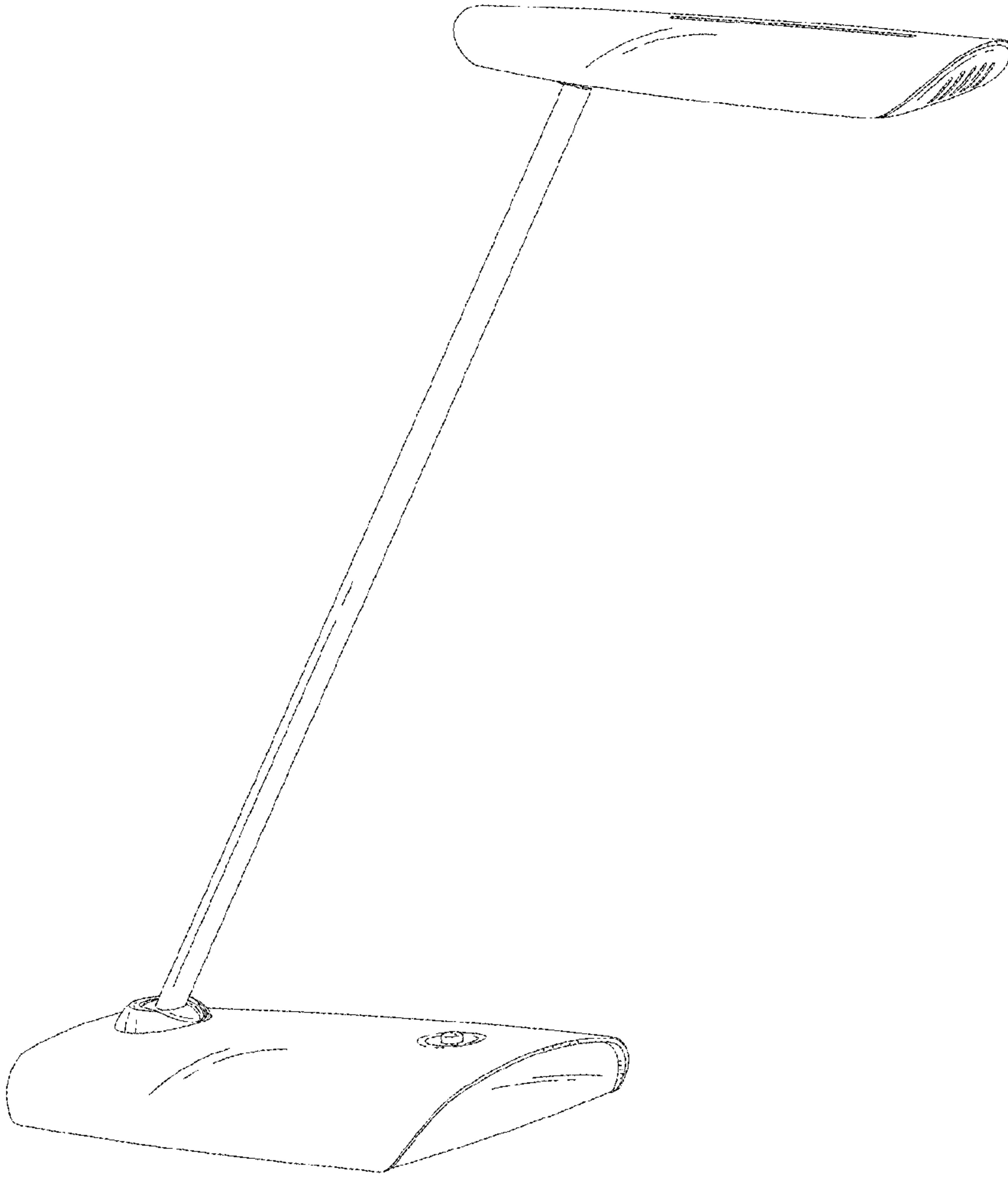


FIG. 1




FIG.2




FIG.3

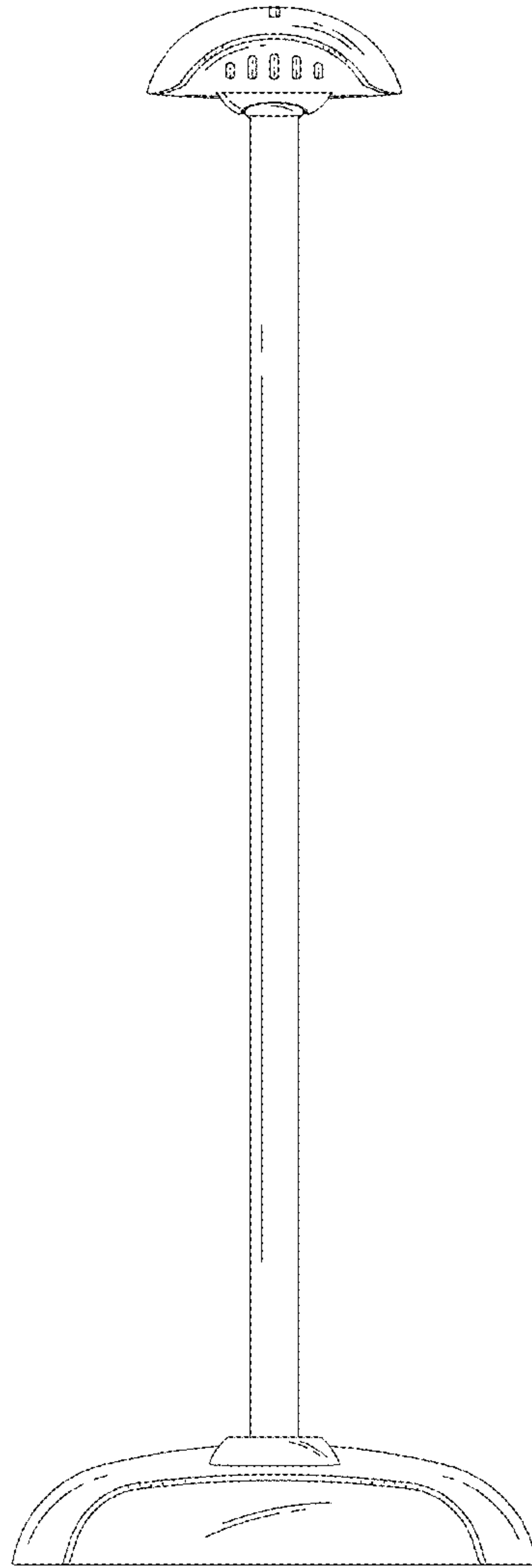


FIG. 4

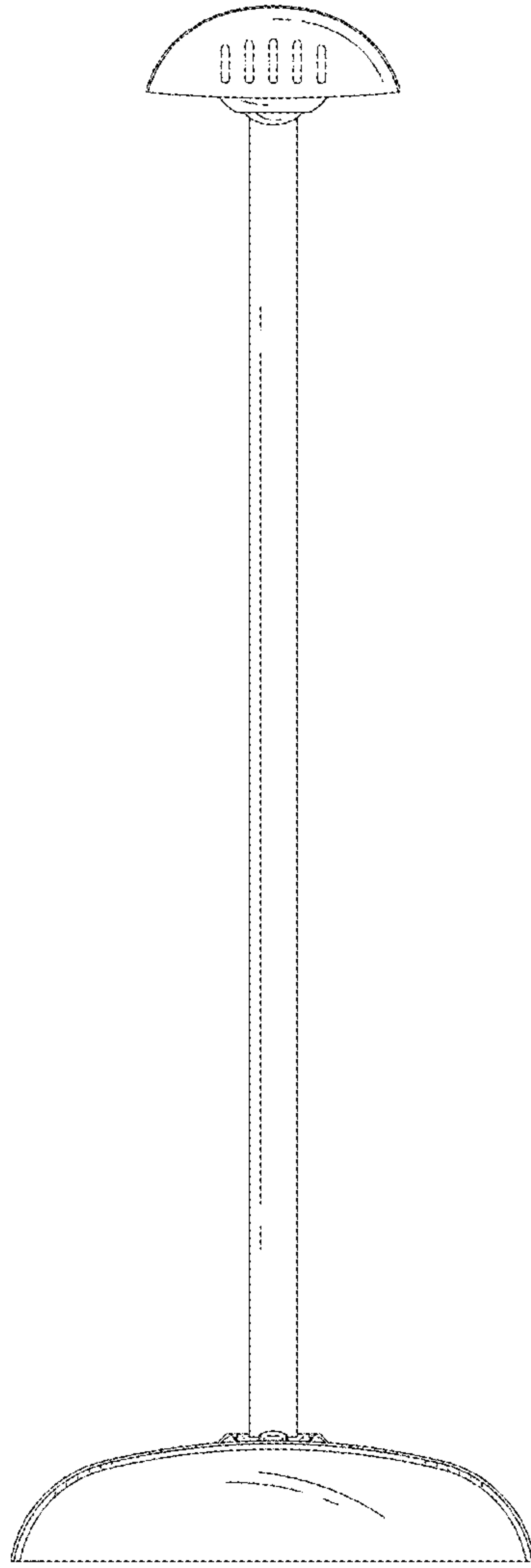


FIG. 5

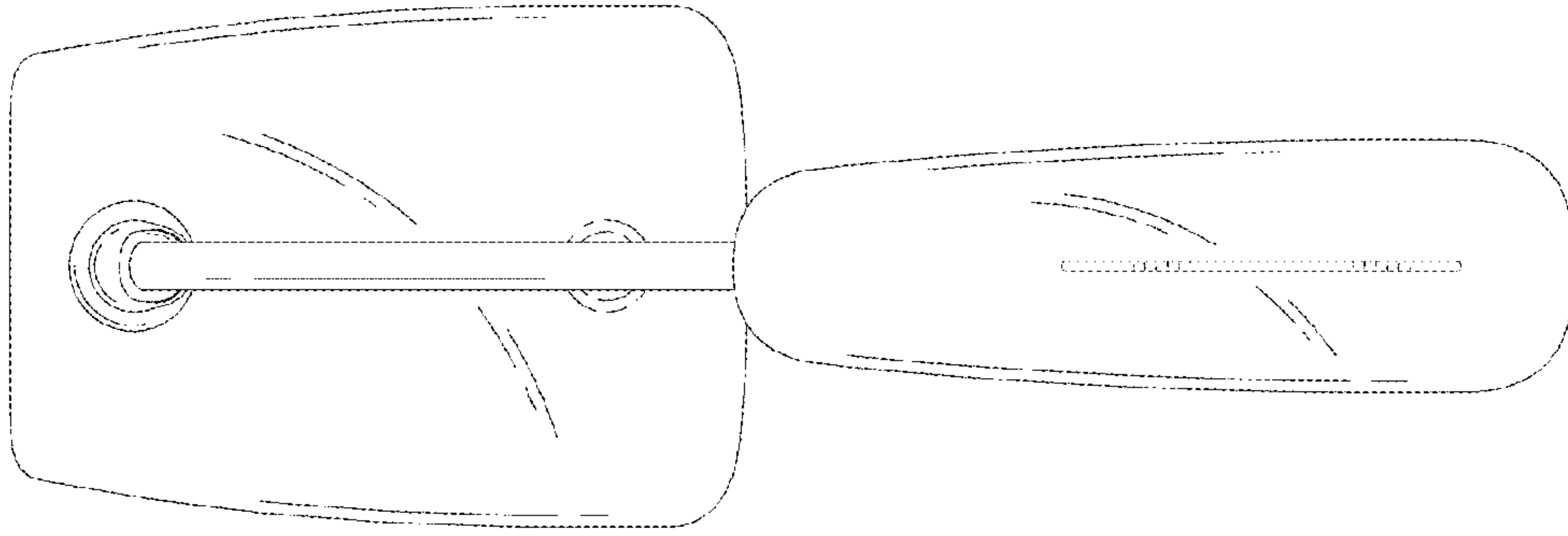


FIG. 6

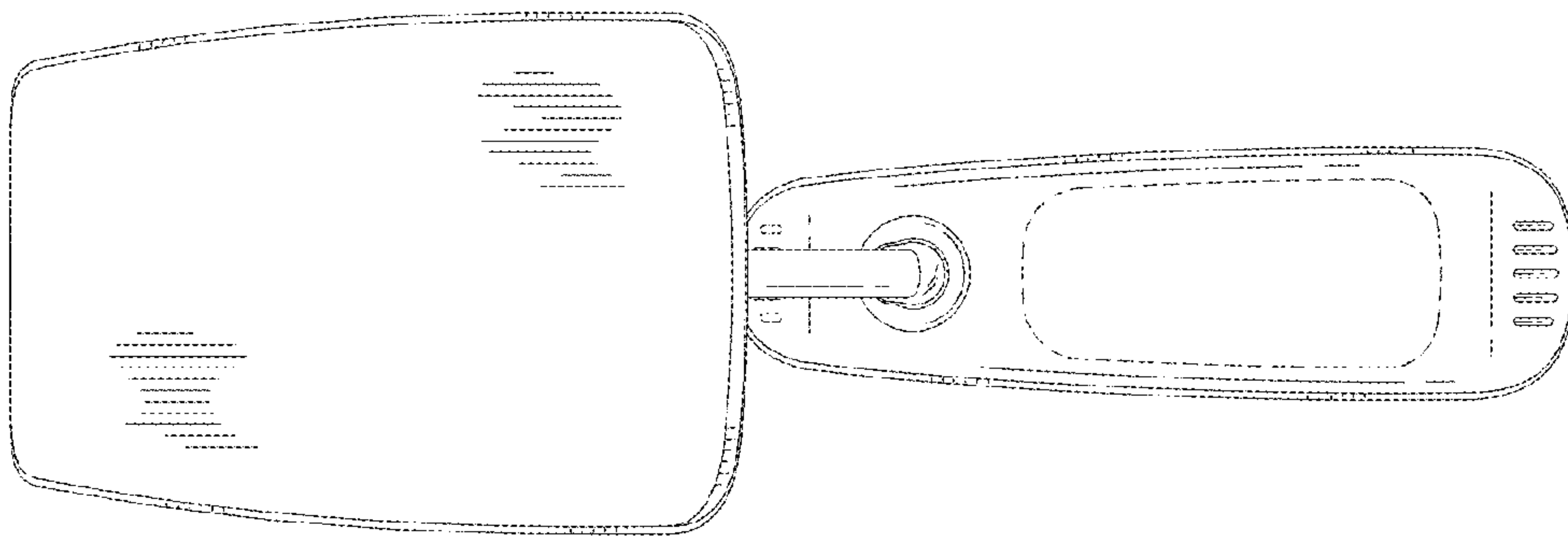


FIG. 7