



US00D689635S

(12) **United States Design Patent**  
**Ostenrieder et al.**

(10) **Patent No.:** **US D689,635 S**

(45) **Date of Patent:** **\*\* Sep. 10, 2013**

(54) **LIGHTING EQUIPMENT FOR VEHICLES**

(75) Inventors: **Joerg Ostenrieder**, Ebenhausen (DE);  
**Patrick Scholl**, Munich (DE); **Thomas**  
**Wolf**, Munich (DE)

(73) Assignee: **Osram AG**, Munich (DE)

(\*\*) Term: **14 Years**

(21) Appl. No.: **29/406,888**

(22) Filed: **Nov. 21, 2011**

(30) **Foreign Application Priority Data**

May 31, 2011 (EM) ..... 001871112

(51) **LOC (9) Cl.** ..... **26-06**

(52) **U.S. Cl.**  
USPC ..... **D26/28**

(58) **Field of Classification Search**  
USPC ..... D26/28-36; 362/459-468, 475-478,  
362/485-487

See application file for complete search history.

(56) **References Cited**

U.S. PATENT DOCUMENTS

D508,136 S \* 8/2005 Pfeiffer ..... D26/28  
D518,581 S \* 4/2006 Osawa ..... D26/28

D528,231 S \* 9/2006 Ikeda ..... D26/28  
D535,409 S \* 1/2007 Yamaguchi ..... D26/28  
D544,614 S \* 6/2007 Markefka ..... D26/28  
D550,380 S \* 9/2007 Lin ..... D26/28  
D556,349 S \* 11/2007 Golden et al. .... D26/28  
D561,359 S \* 2/2008 Hsu ..... D26/28  
D563,576 S \* 3/2008 Hanaoka ..... D26/28  
D619,278 S \* 7/2010 Choi et al. .... D26/28

\* cited by examiner

*Primary Examiner* — Marcus Jackson

(57) **CLAIM**

The ornamental design for a lighting equipment for vehicles,  
as shown and described.

**DESCRIPTION**

FIG. 1 is a perspective view of a lighting equipment for  
vehicles for arrangement on the front of vehicles

FIG. 2 is a first side view of the lighting equipment for  
vehicles

FIG. 3 is a second side view of the lighting equipment for  
vehicles


FIG. 4 is a front view of the lighting equipment for vehicles

FIG. 5 is a back view of the lighting equipment for vehicles

FIG. 6 is a top view of the lighting equipment for vehicles;  
and,

FIG. 7 is a bottom view of the lighting equipment for vehicles.

**1 Claim, 7 Drawing Sheets**







FIG 1

FIG 2



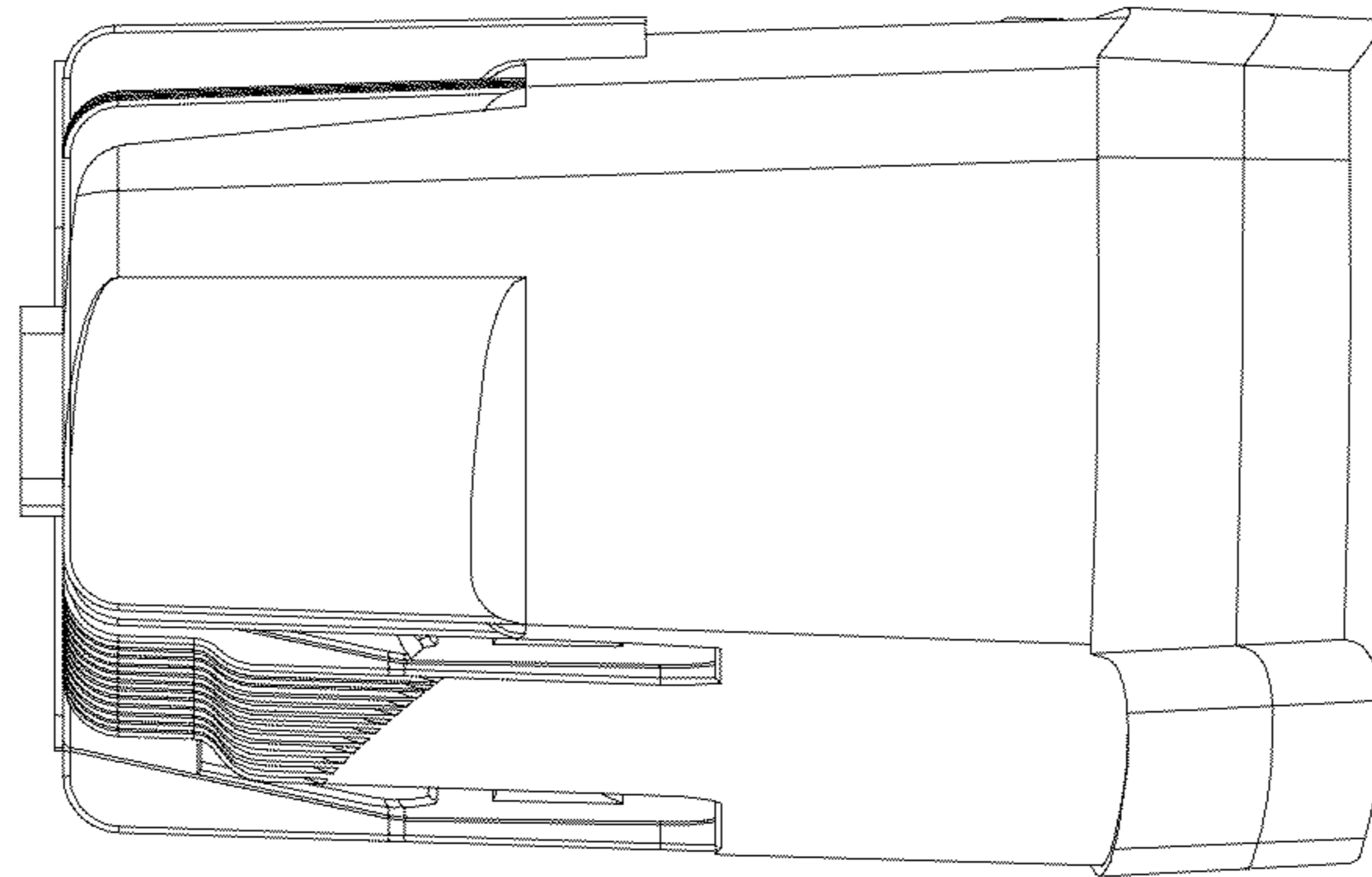


FIG 3




FIG 4

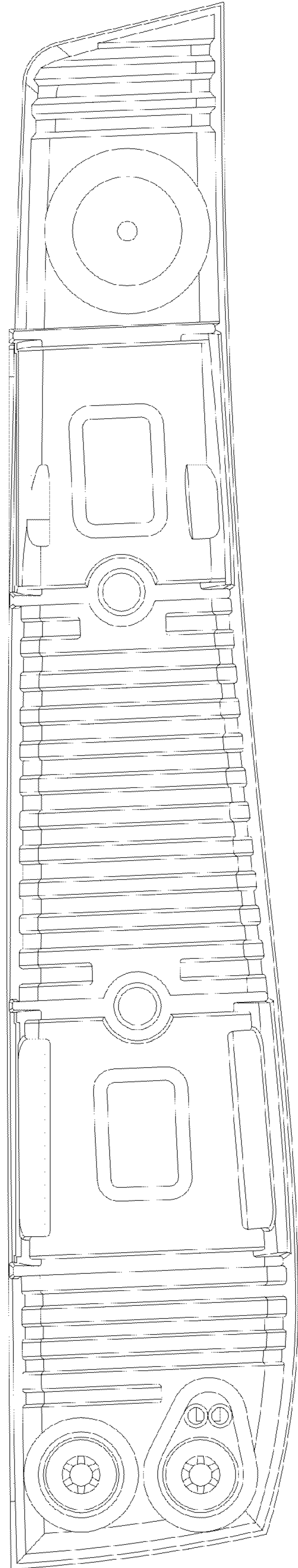


FIG 5

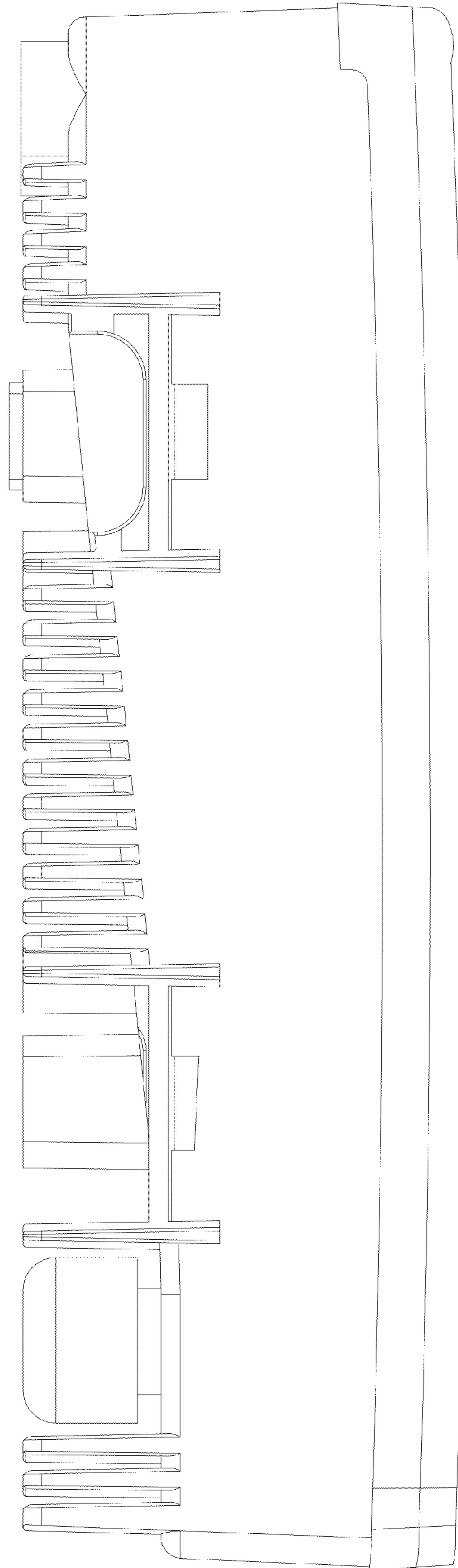


FIG 6

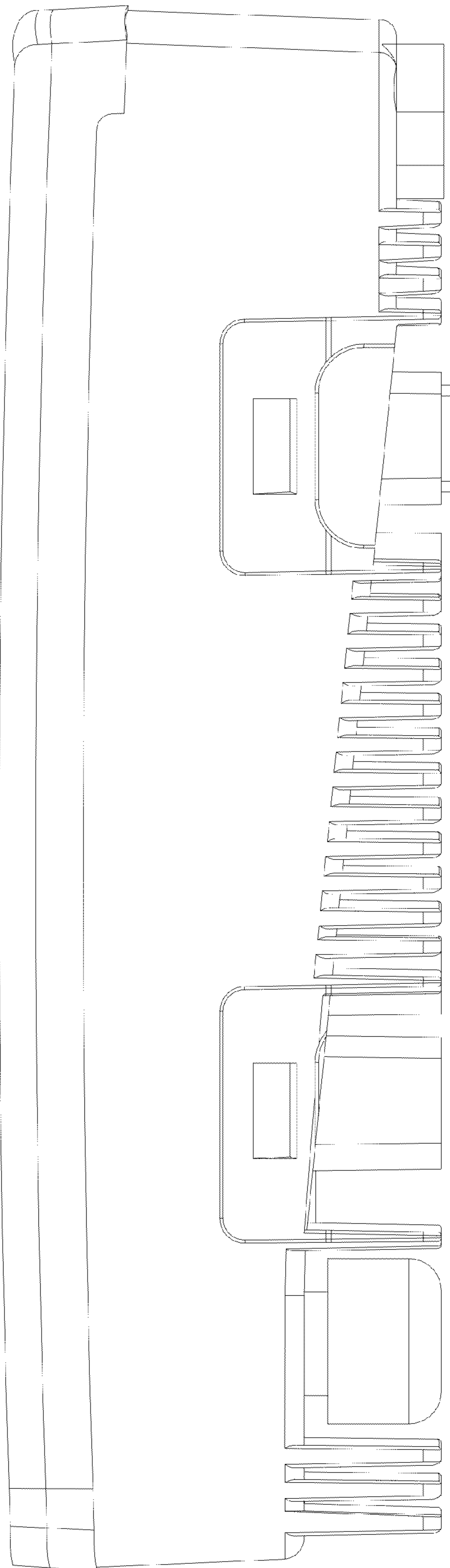


FIG 7