



US00D689616S

(12) **United States Design Patent**
Chang

(10) **Patent No.:** **US D689,616 S**

(45) **Date of Patent:** **** Sep. 10, 2013**

(54) **SUPPORT PANEL FOR USE WITH WAIST TRACTION BELT**

(76) Inventor: **Ki Yong Chang**, Seoul (KR)

(**) Term: **14 Years**

(21) Appl. No.: **29/418,731**

(22) Filed: **Apr. 20, 2012**

(30) **Foreign Application Priority Data**

Oct. 24, 2011 (KR) 30-2011-0044266

(51) **LOC (9) Cl.** **24-01**

(52) **U.S. Cl.**
USPC **D24/190**

(58) **Field of Classification Search**

USPC D24/190, 191; 602/5-8, 17-20,
602/36-37; 128/97.1, 845, 857, 874, DIG. 23;
2/2.5, 16, 94, 102; D29/100, 101.3; D2/829;
450/150, 155

See application file for complete search history.

(56) **References Cited**

U.S. PATENT DOCUMENTS

1,154,689	A *	9/1915	Bradley	2/2.5
2,828,737	A *	4/1958	Hale	602/19
3,873,998	A *	4/1975	Norris et al.	2/2.5
D277,236	S *	1/1985	Gregory	D29/101.3
D302,308	S *	7/1989	Russell	D24/190
5,072,725	A *	12/1991	Miller	602/19
5,207,636	A *	5/1993	Striano	602/19
5,259,831	A *	11/1993	LeBron	602/7

5,437,614	A *	8/1995	Grim	602/19
5,451,200	A *	9/1995	LaBella et al.	602/19
6,676,617	B1 *	1/2004	Miller	602/5
6,702,770	B2 *	3/2004	Bremer et al.	602/5
7,320,670	B1 *	1/2008	Modglin	602/5
2003/0199799	A1 *	10/2003	Modglin et al.	602/19
2005/0015034	A1 *	1/2005	Sansone et al.	602/19
2009/0275871	A1 *	11/2009	Liu	602/19
2011/0295169	A1 *	12/2011	Hendricks	602/19

* cited by examiner

Primary Examiner — Susan E Krakower

(74) *Attorney, Agent, or Firm* — Staas & Halsey LLP

(57) **CLAIM**

The ornamental design for a support panel for use with waist traction belt, as shown and described.

DESCRIPTION

FIG. 1 is a front perspective view of a support panel for use with waist traction belt;

FIG. 2 is a front elevation view of the support panel for use with waist traction belt of FIG. 1;

FIG. 3 is a rear elevation view of the support panel for use with waist traction belt of FIG. 1;

FIG. 4 is a left-side view of the support panel for use with waist traction belt of FIG. 1;

FIG. 5 is a right-side view of the support panel for use with waist traction belt of FIG. 1;

FIG. 6 is a top plan view of the support panel for use with waist traction belt of FIG. 1; and,

FIG. 7 is a bottom plan view of the support panel for use with waist traction belt of FIG. 1.

1 Claim, 7 Drawing Sheets

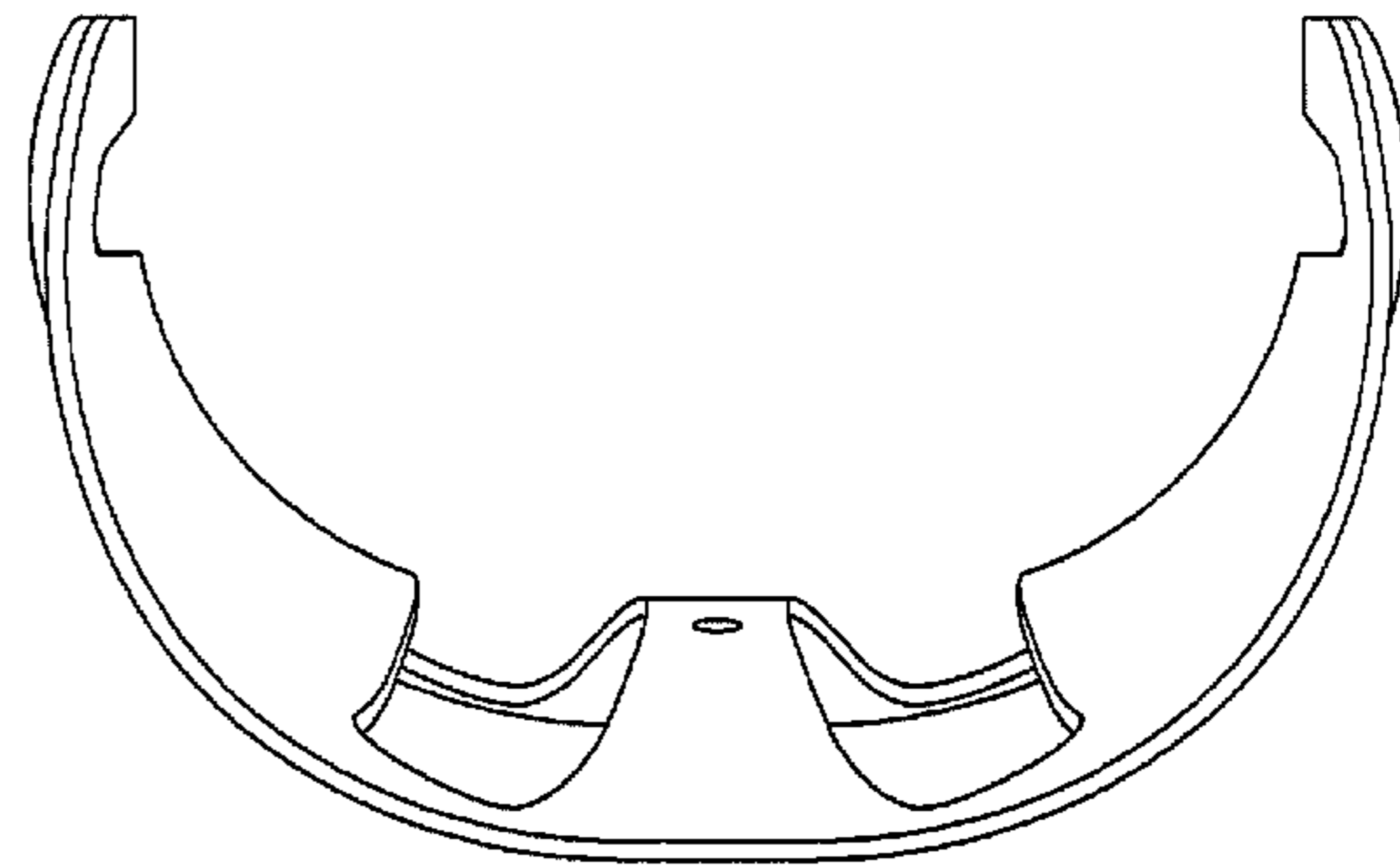
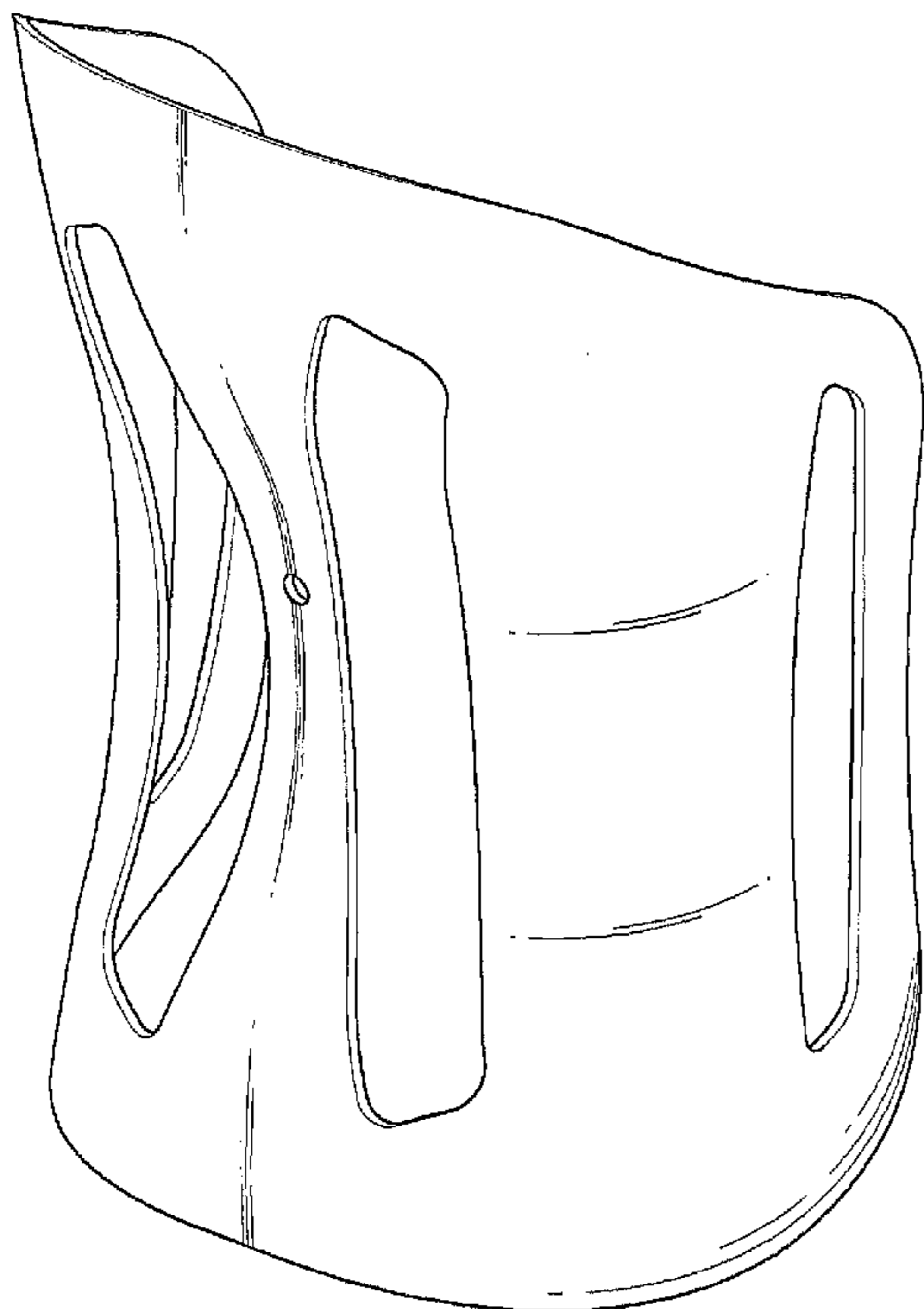


FIG. 1

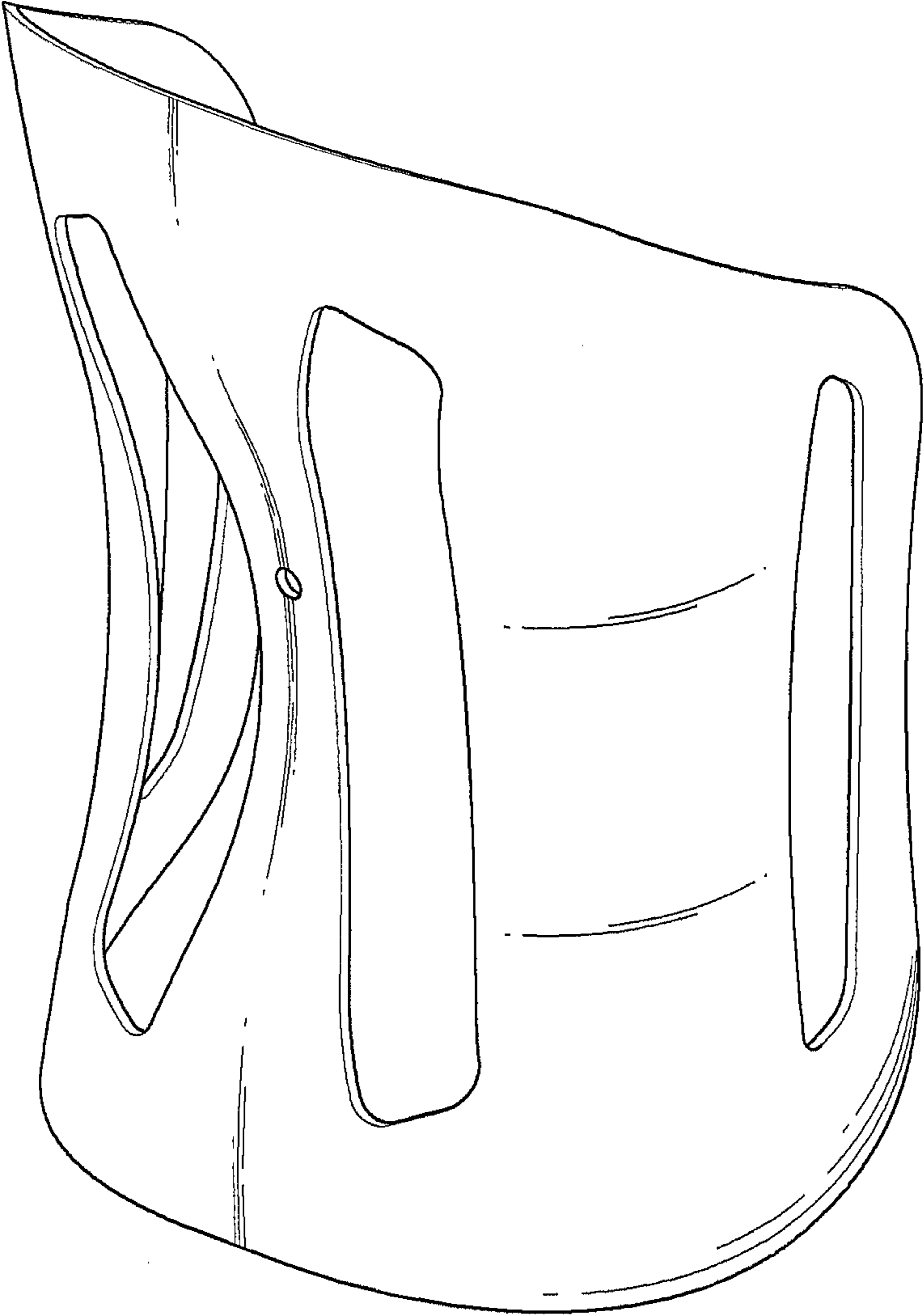


FIG. 2

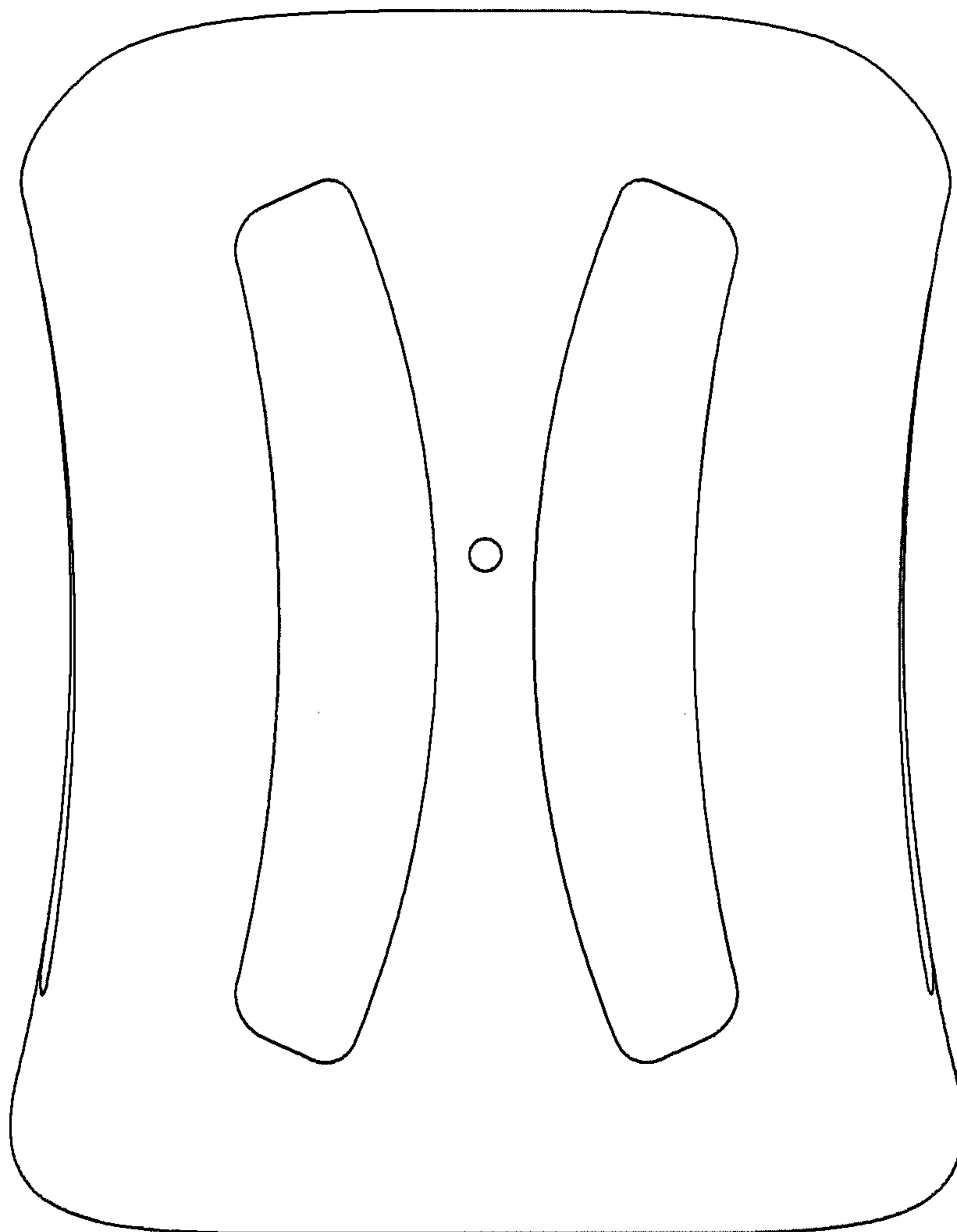


FIG. 3

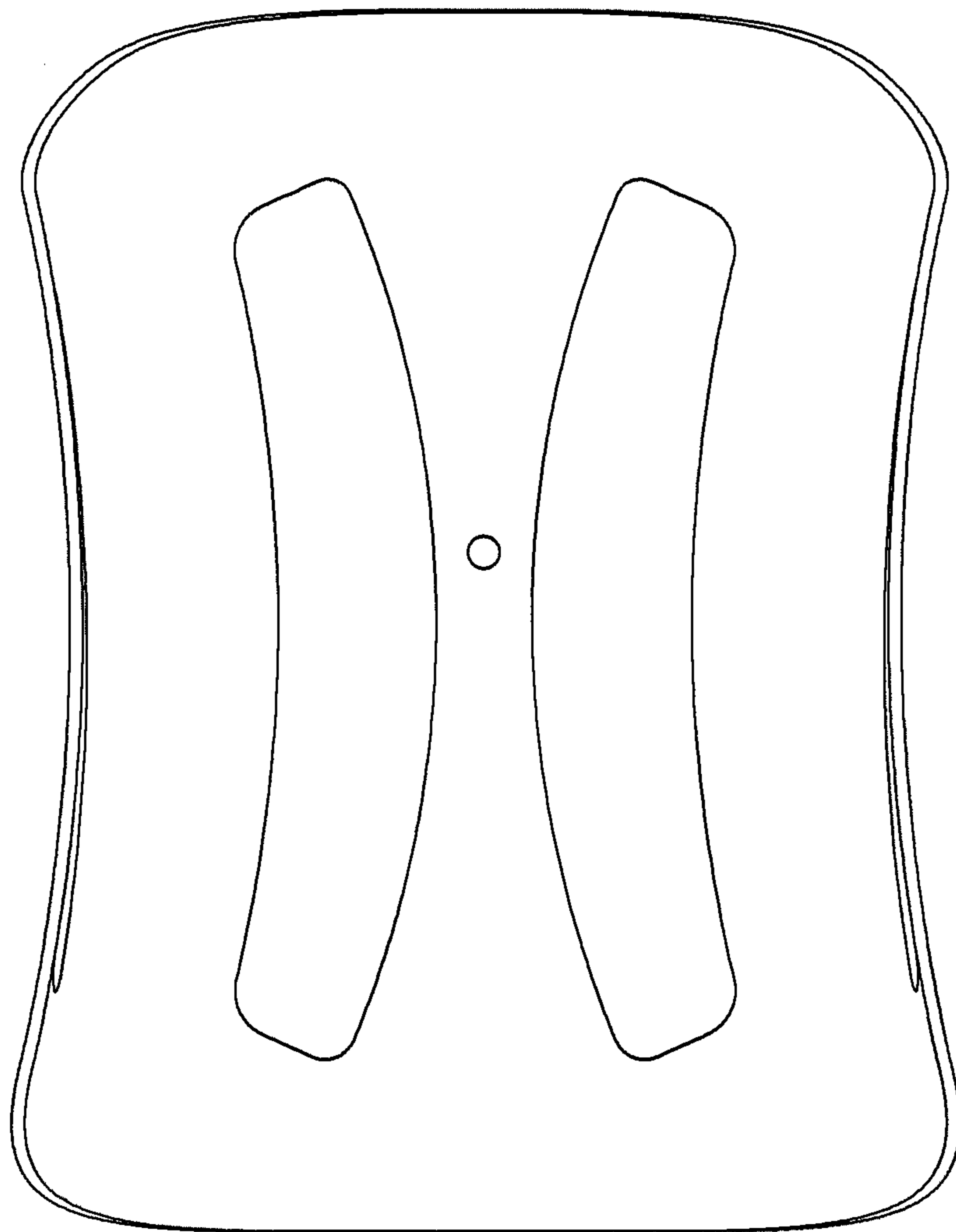


FIG. 4

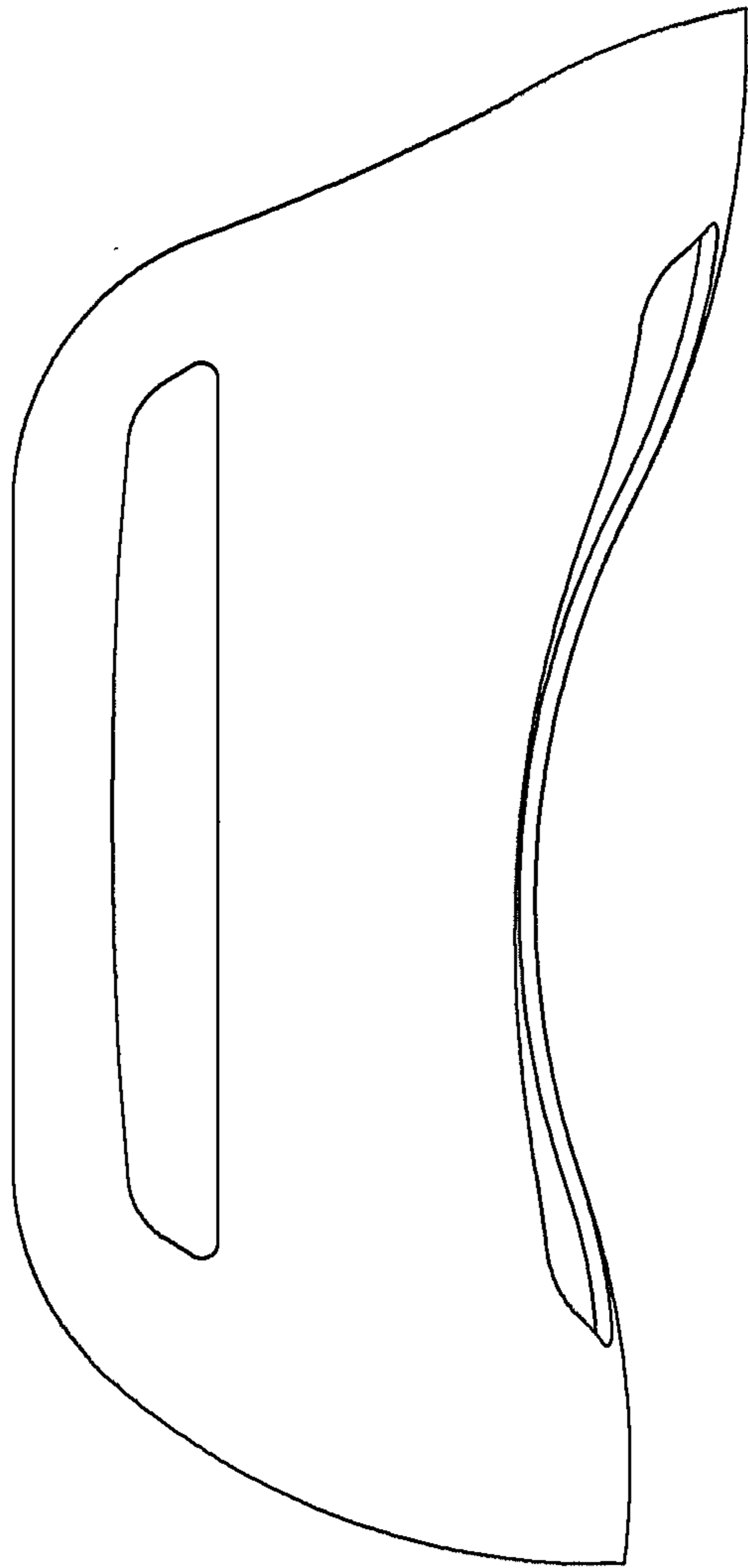


FIG. 5



FIG. 6

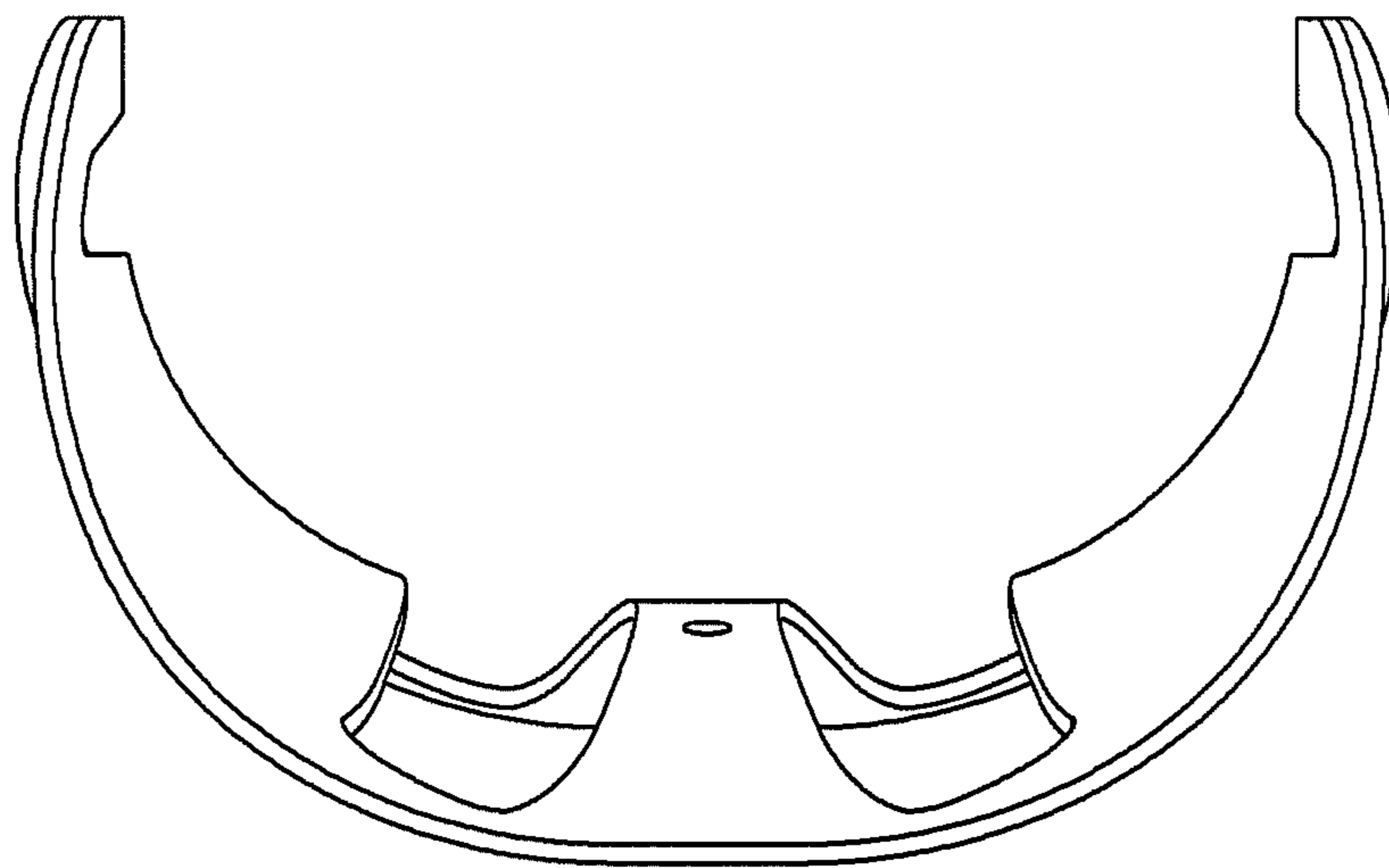


FIG. 7

