



US00D689614S

(12) **United States Design Patent**
Browne et al.

(10) **Patent No.:** **US D689,614 S**

(45) **Date of Patent:** **** Sep. 10, 2013**

(54) **CHEST PAD FOR CPR FEEDBACK DEVICE**

(56)

References Cited

(75) Inventors: **Gregory V. Browne**, Redmond, WA (US); **Adam Looker**, Victoria (CA); **Ryan D. Lee**, Victoria (CA); **Sarah A. Smith**, Victoria (CA); **Corey J. Centen**, Toronto (CA); **Maegan P. Wilkinson**, Seattle, WA (US); **Richard C. Nova**, Kirkland, WA (US); **Cathlene Durand Buchanan**, Shoreline, WA (US); **Chad Alan Follmar**, Louisville, CO (US); **David Mark VandeRiet**, Louisville, CO (US); **Seth Paul Lynch**, Raleigh, NC (US); **Mark Allen Catron**, Superior, CO (US); **Chad Clayton Walters**, Apex, NC (US)

U.S. PATENT DOCUMENTS

D452,318	S	*	12/2001	Merry et al.	D24/168
D498,535	S	*	11/2004	Genau et al.	D24/186
D516,217	S	*	2/2006	Brown et al.	D24/186
D567,949	S	*	4/2008	Lash et al.	D24/168
7,429,250	B2	*	9/2008	Halperin et al.	601/41
D604,855	S	*	11/2009	Shearlaw et al.	D24/186
D609,813	S	*	2/2010	Molden et al.	D24/167
D629,524	S	*	12/2010	Zeller et al.	D24/187
D654,179	S	*	2/2012	Bedingham et al.	D24/187
D659,251	S	*	5/2012	Kawamura et al.	D24/168
2009/0163838	A1	*	6/2009	Hecox et al.	601/41
2010/0228165	A1	*	9/2010	Centen	601/41

* cited by examiner

Primary Examiner — Anhdao Doan

(74) *Attorney, Agent, or Firm* — Marger Johnson & McCollom PC

(73) Assignee: **Physio-Control, Inc.**, Redmond, WA (US)

(57) **CLAIM**

The ornamental design for a chest pad for CPR feedback device, as shown and described.

(**) Term: **14 Years**

DESCRIPTION

(21) Appl. No.: **29/403,126**

FIG. 1 is a top and side perspective view of a chest pad for CPR feedback device showing our new design;

(22) Filed: **Sep. 30, 2011**

FIG. 2 is a bottom perspective view thereof.

(51) **LOC (9) Cl.** **24-02**

FIG. 3 is a top view thereof.

(52) **U.S. Cl.**

FIG. 4 is a bottom view thereof.

USPC **D24/167**

FIG. 5 is a side view thereof, the opposite side view being identical.

(58) **Field of Classification Search**

USPC D24/165–168, 107, 186, 187; D10/46, D10/78, 98; 600/587, 509; 128/200.24; 601/41; 434/262, 265; 607/5–7, 142

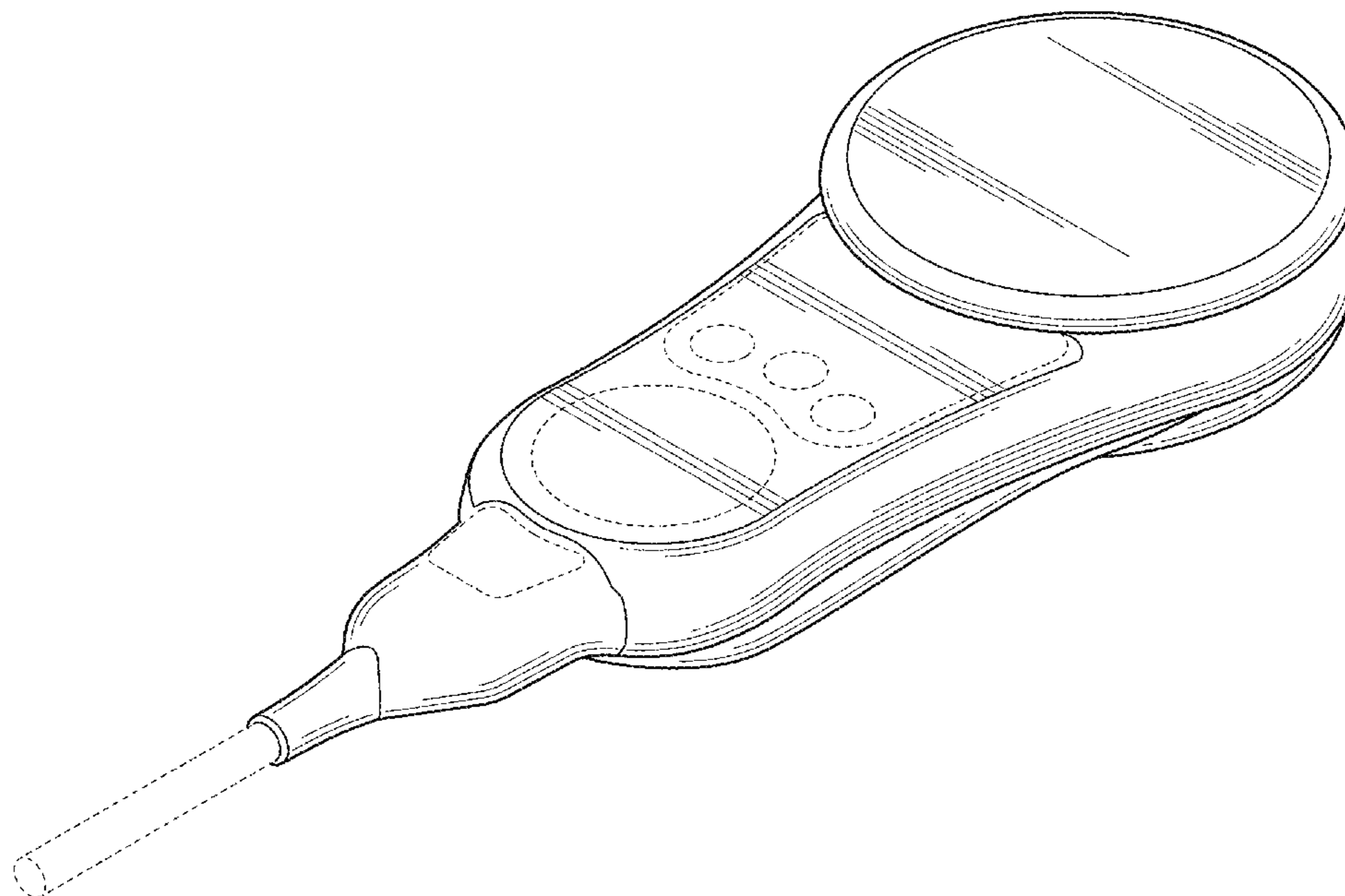
FIG. 6 is a first end view thereof; and,

FIG. 7 is a second end view thereof.

The broken lines in the drawing views are included for the purpose of illustrating portions of the chest pad for CPR feedback device that form no part of the claimed design.

See application file for complete search history.

1 Claim, 4 Drawing Sheets



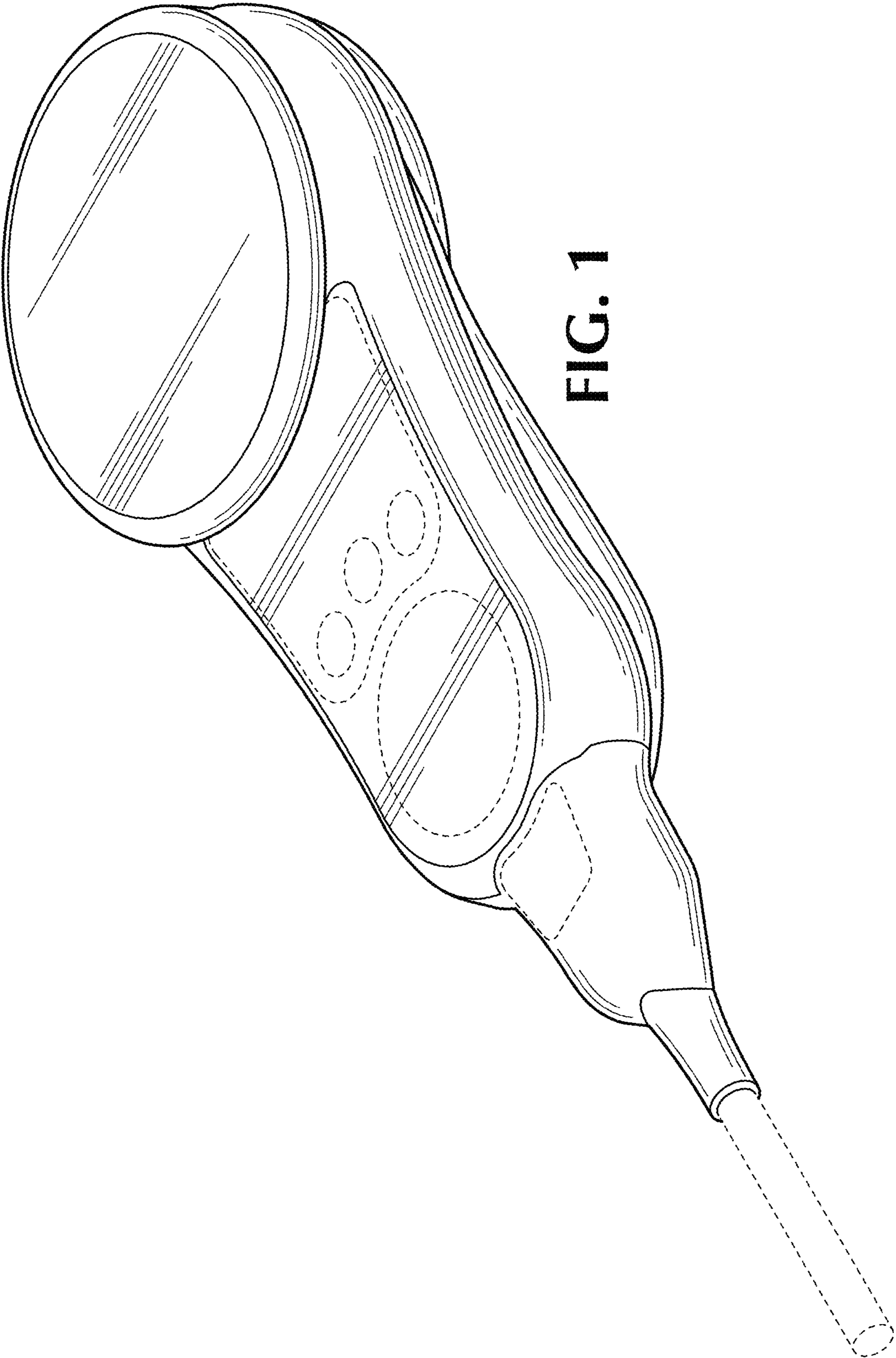


FIG. 1

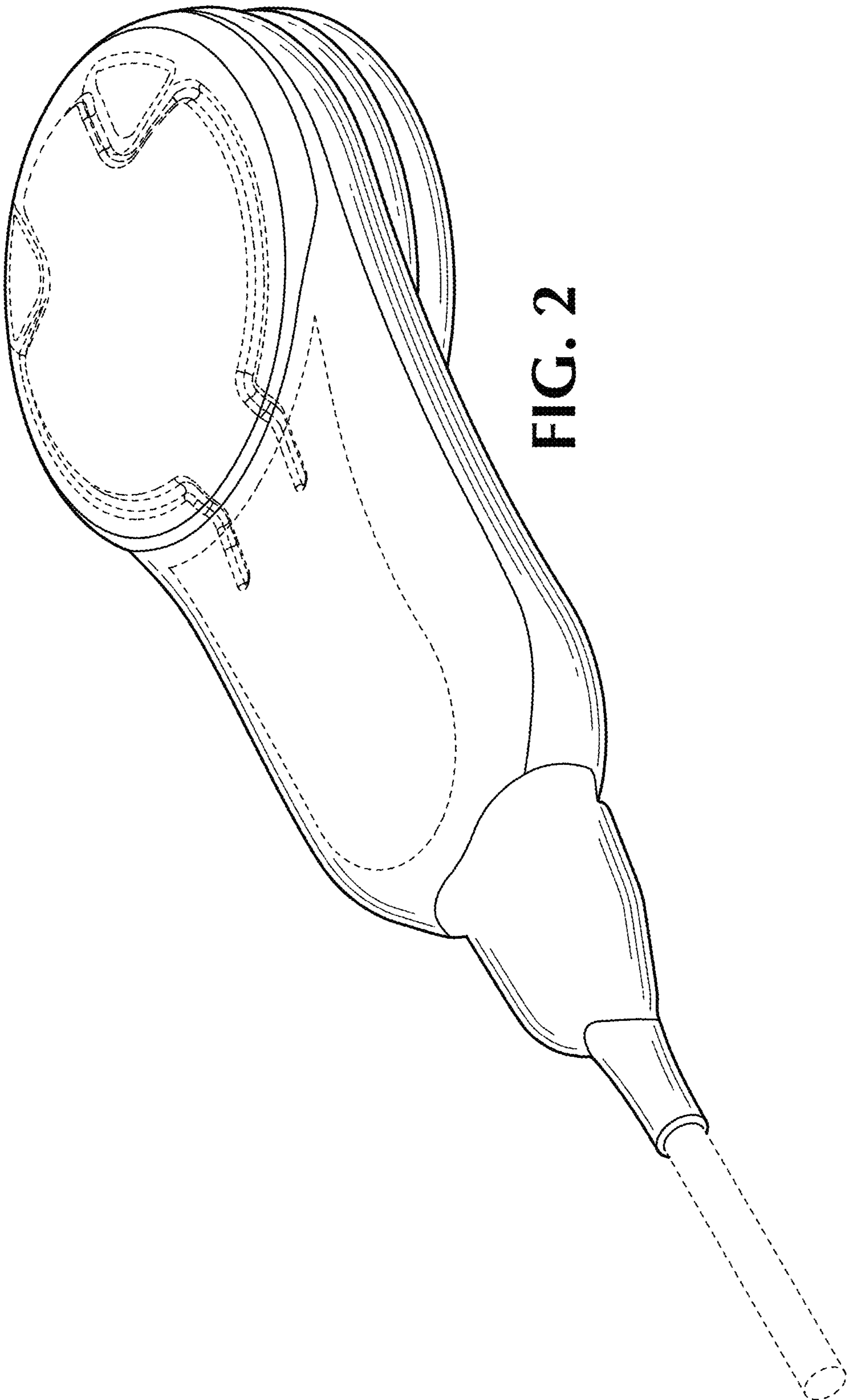


FIG. 2

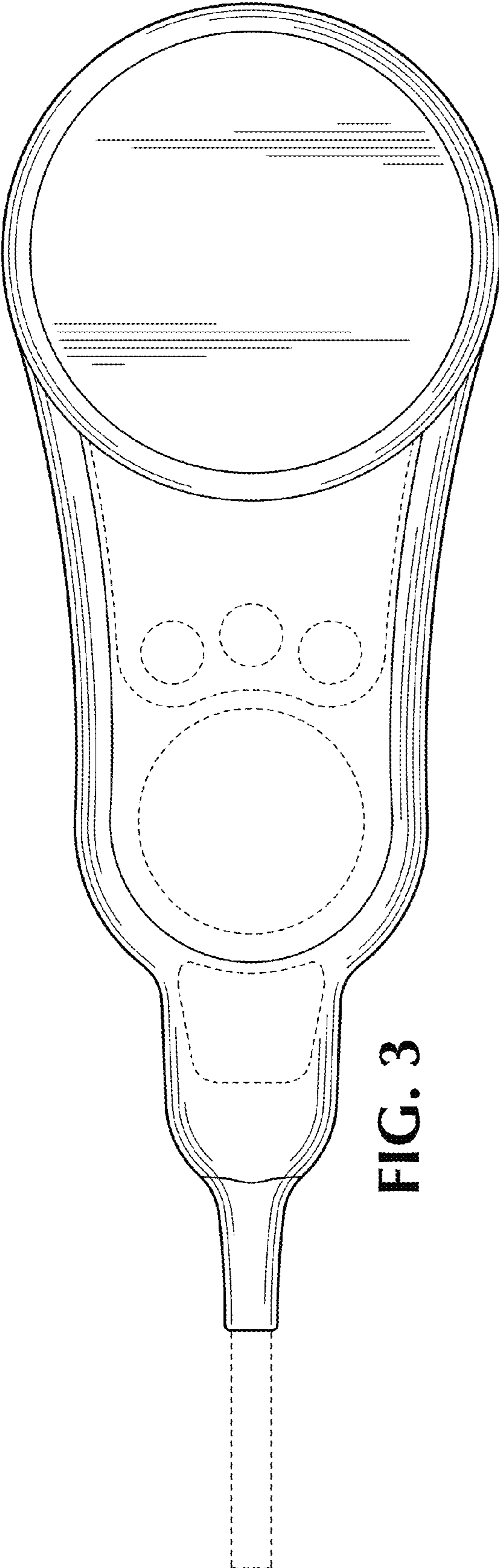


FIG. 3

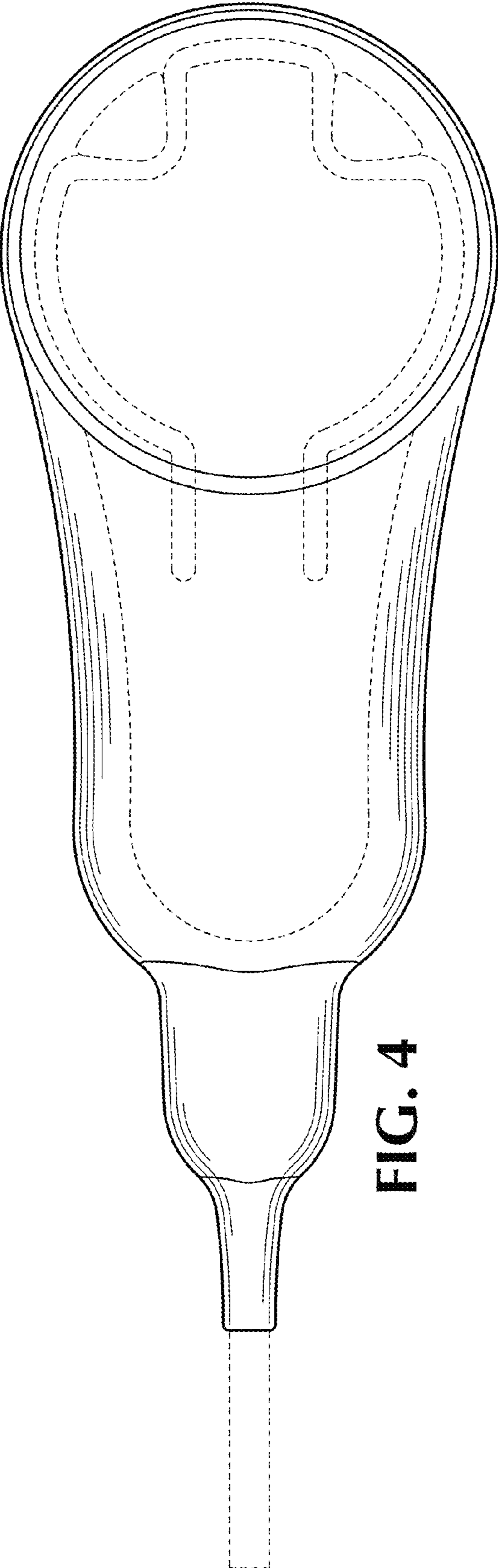


FIG. 4

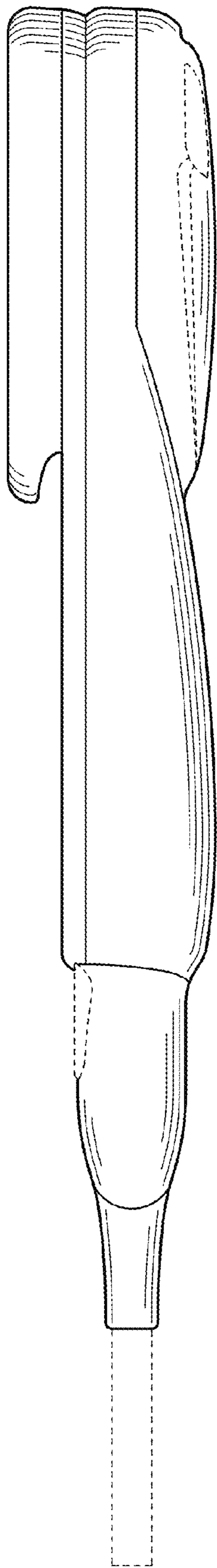


FIG. 5




FIG. 6

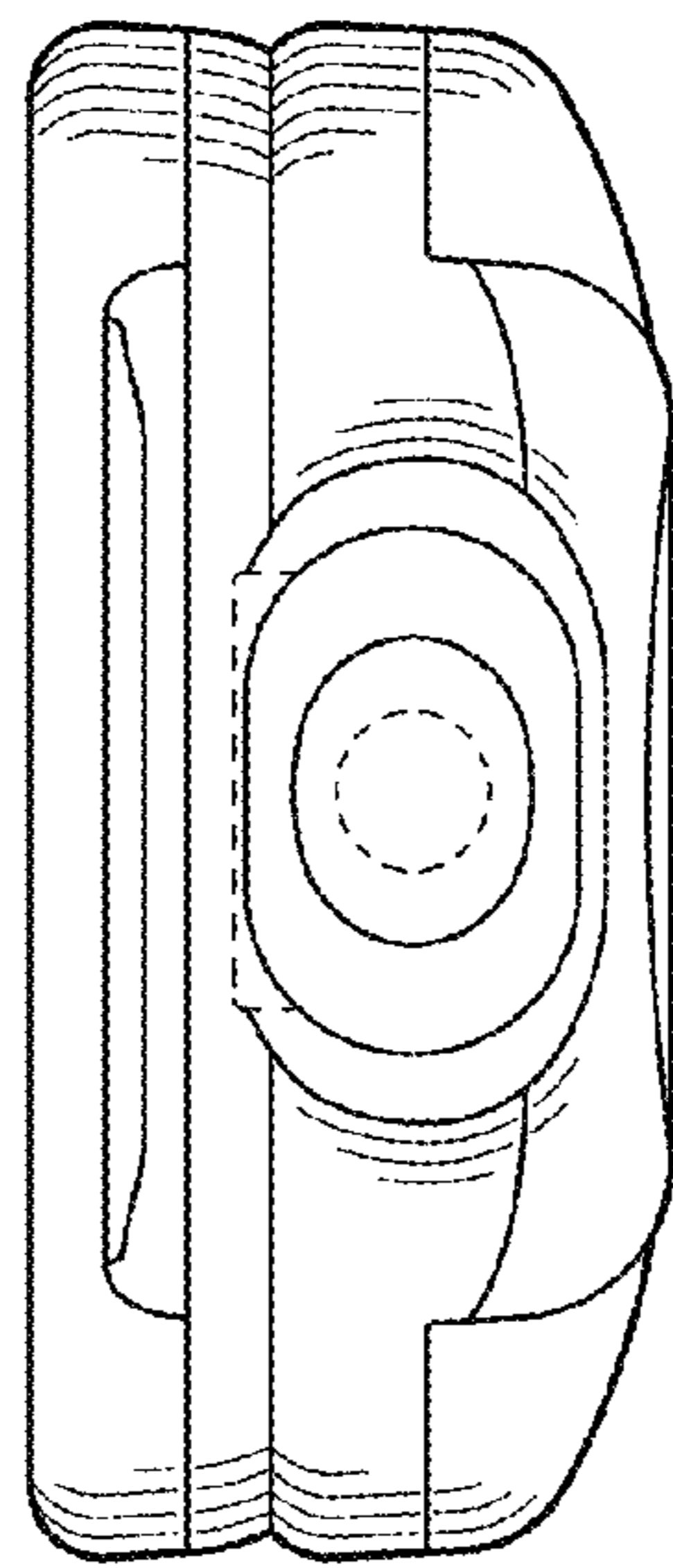


FIG. 7