



US00D689604S

(12) **United States Design Patent**
Kang

(10) **Patent No.:** **US D689,604 S**

(45) **Date of Patent:** **** Sep. 10, 2013**

(54) **FACEPIECE RIB**

(75) Inventor: **BongHyup Kang**, Seoul (KR)

(73) Assignee: **3M Innovative Properties Company**,
St. Paul, MN (US)

(**) Term: **14 Years**

(21) Appl. No.: **29/417,856**

(22) Filed: **Apr. 10, 2012**

(51) **LOC (9) Cl.** **29-02**

(52) **U.S. Cl.**
USPC **D24/110.1**

(58) **Field of Classification Search**
USPC D24/110.1–110.4, 127; 128/205.25,
128/206.21, 206.24, 206.28, 207.13
See application file for complete search history.

(56) **References Cited**

U.S. PATENT DOCUMENTS

- D31,395 S * 8/1899 Geraghty D29/108
- 3,650,025 A * 3/1972 McLaughlin et al. 29/882
- D341,567 S * 11/1993 Acker et al. D13/110
- 5,746,201 A * 5/1998 Kidd 128/206.24
- D449,377 S * 10/2001 Henderson et al. D24/110.1
- 6,701,925 B1 3/2004 Resnick
- D568,986 S 5/2008 Holmquist-Brown
- D571,459 S * 6/2008 D'Souza et al. D24/110.1

- D582,545 S 12/2008 Omura
- 8,011,368 B2 9/2011 Crutchfield
- D657,050 S * 4/2012 Henderson et al. D24/110.1
- 2008/0271740 A1* 11/2008 Gloag et al. 128/206.28

* cited by examiner

Primary Examiner — Ian Simmons
Assistant Examiner — Richelle Shelton

(57) **CLAIM**

The ornamental design for facepiece rib, as shown and described.


DESCRIPTION

FIG. 1 is a front perspective view showing the new design for facepiece rib;
FIG. 2 is a front view thereof;
FIG. 3 is a back view thereof;
FIG. 4 is a top view thereof;
FIG. 5 is a bottom view thereof; and,
FIG. 6 is a right side view thereof, the left side view being a mirror image.

The broken line showing of a mask is included for the purpose of illustrating environment and forms no part of the claimed design.

The shading is provided to illustrate contour only and is not an indication of surface texture or sheen.

1 Claim, 3 Drawing Sheets






Fig. 1

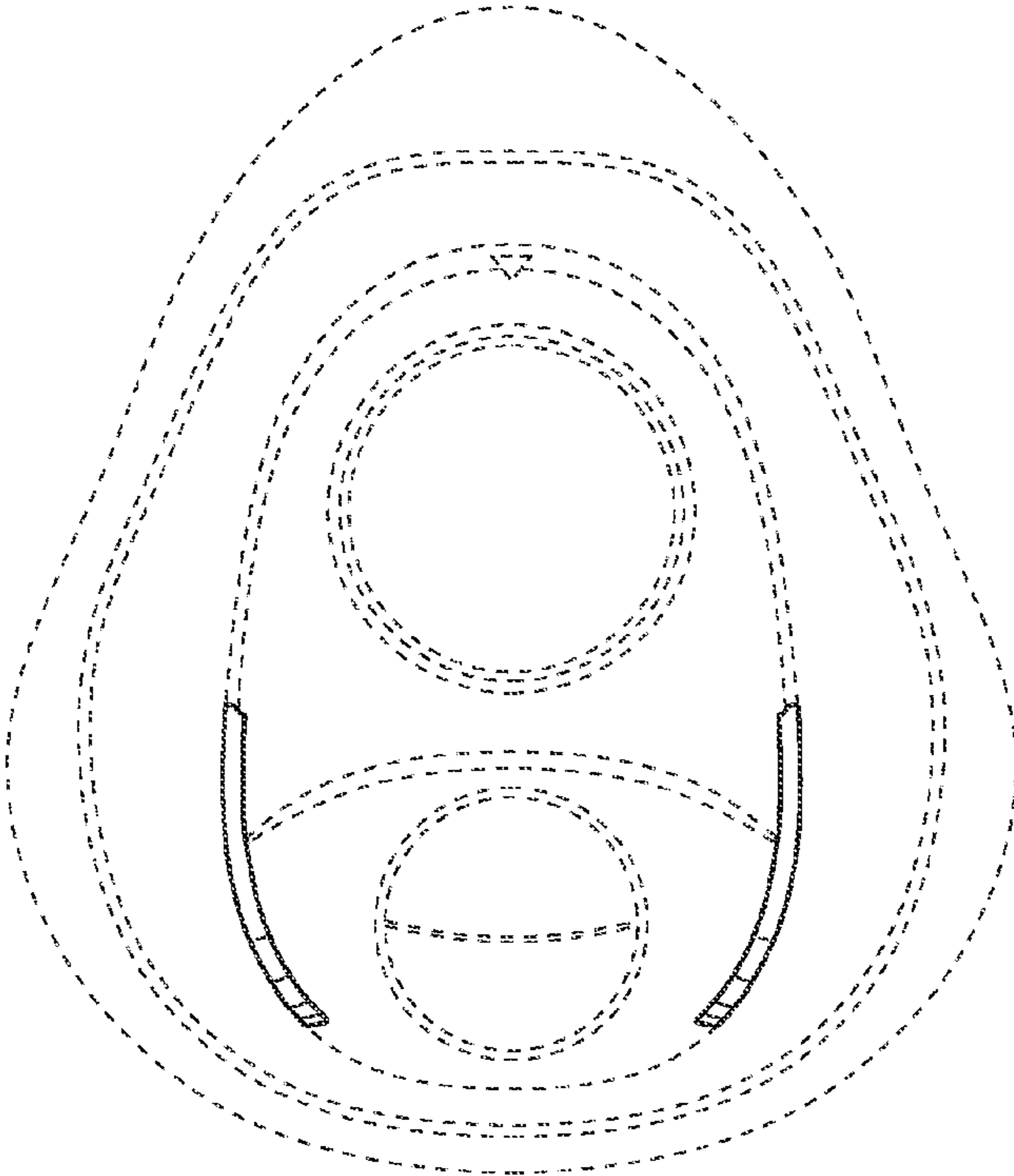


Fig. 2

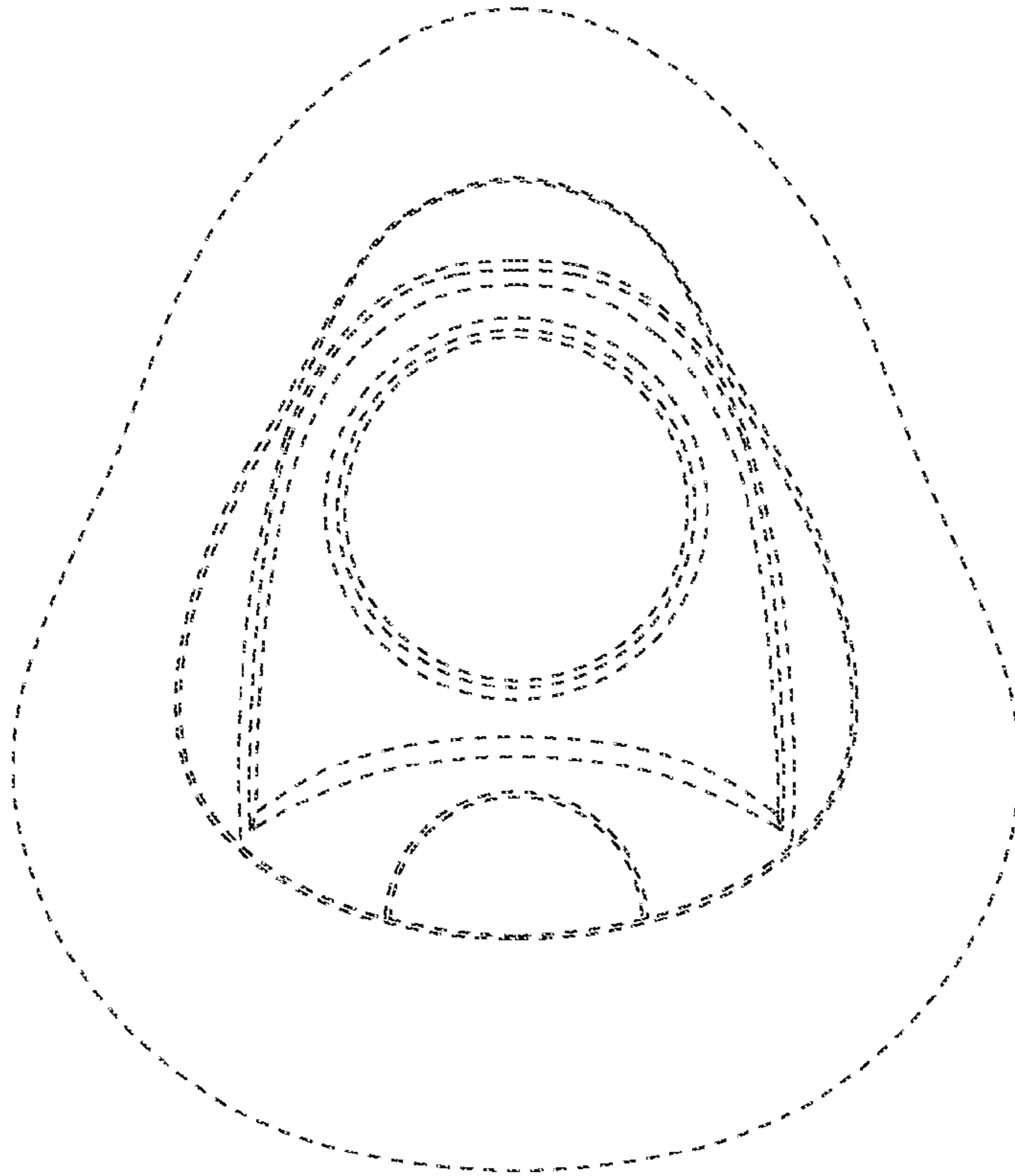


Fig. 3

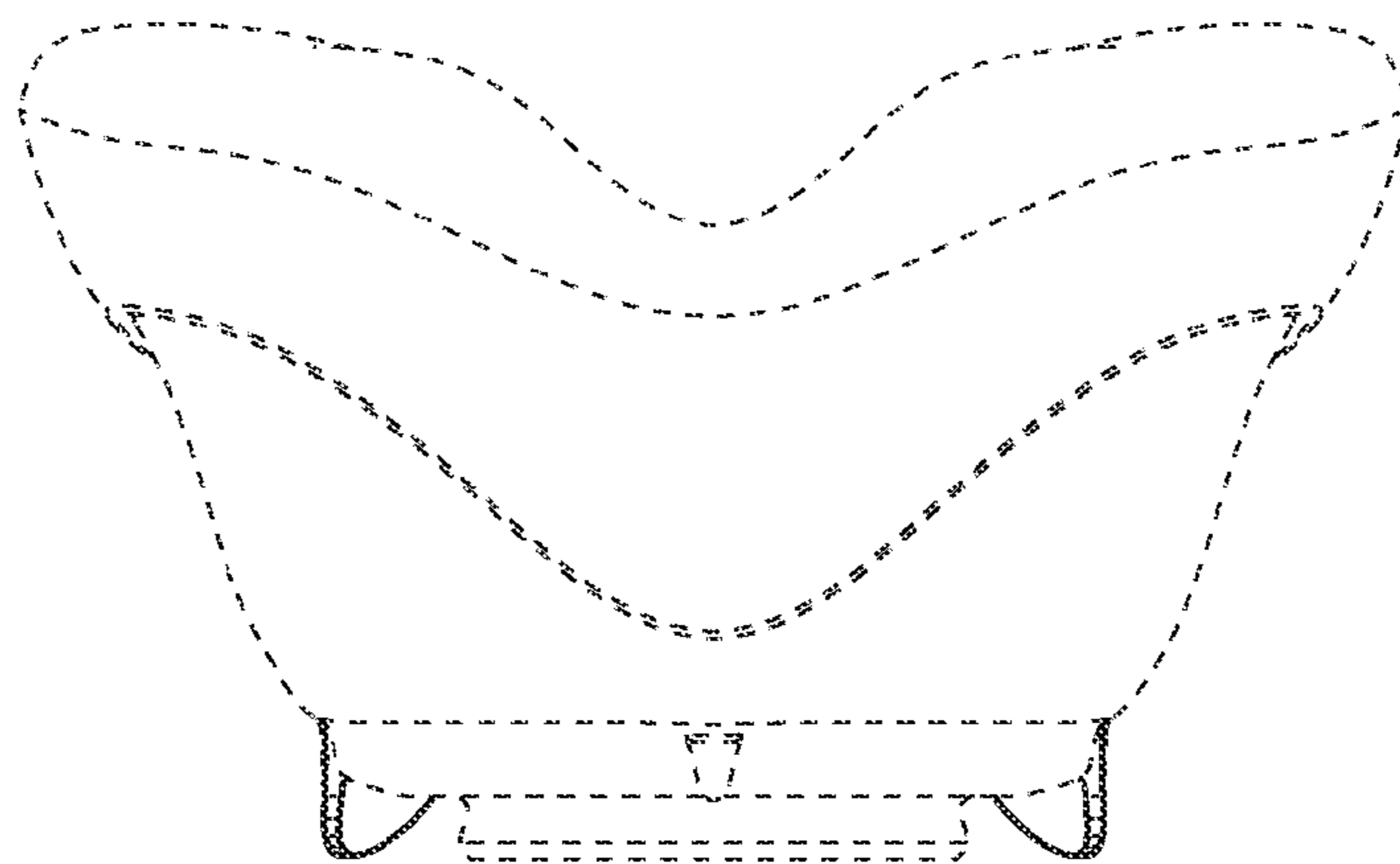


Fig. 4

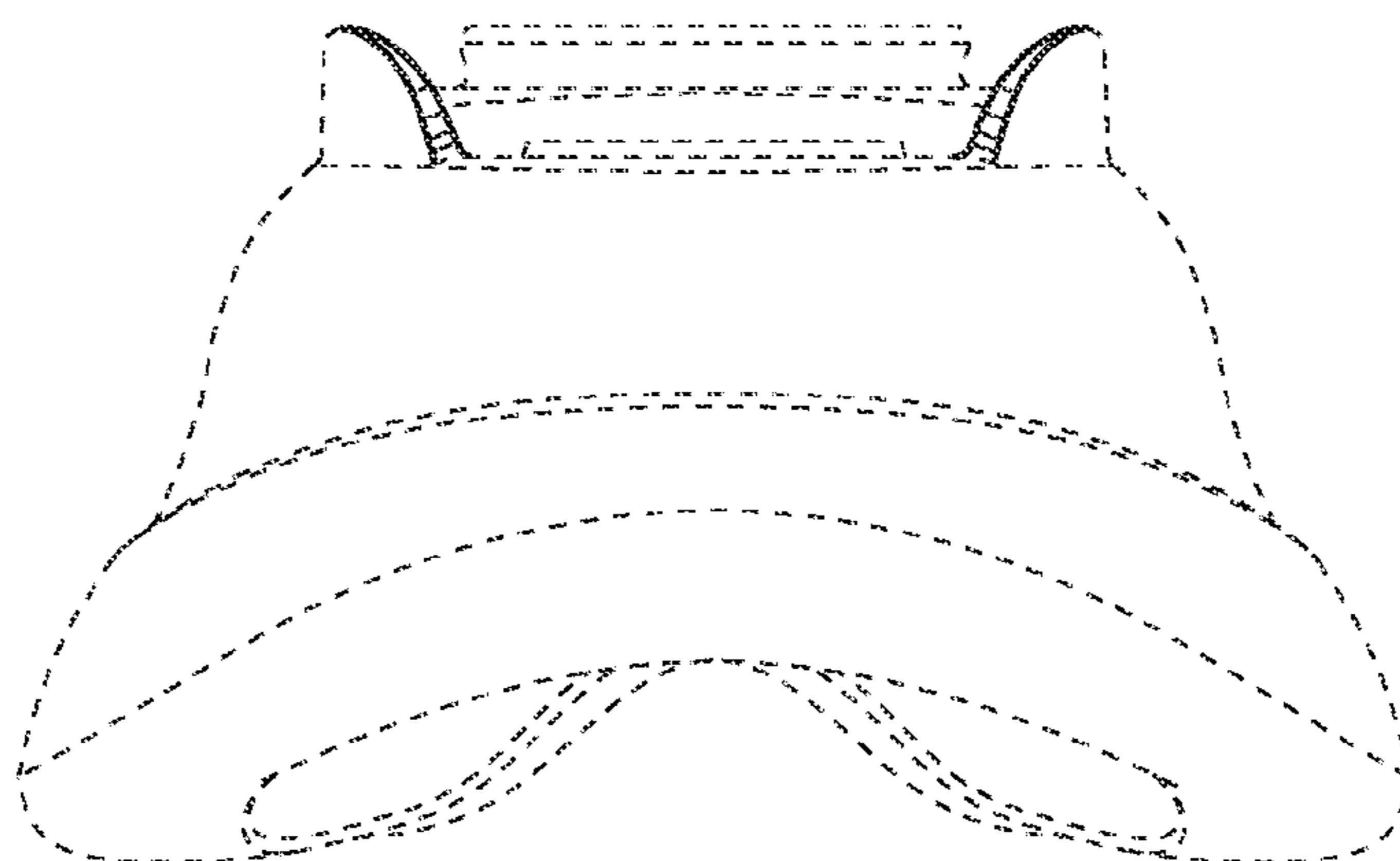


Fig. 5




Fig. 6