



US00D689583S

(12) **United States Design Patent**  
**Ishibashi et al.**

(10) **Patent No.:** **US D689,583 S**

(45) **Date of Patent:** **\*\* Sep. 10, 2013**

(54) **INSECT PEST CONTROL DELIVERY  
DEVICE**

(71) Applicant: **Shin-Etsu Chemical Co., Ltd.**, Tokyo  
(JP)

(72) Inventors: **Naoki Ishibashi**, Joetsu (JP); **Ryuichi  
Saguchi**, Joetsu (JP); **Takehiko  
Fukumoto**, Joetsu (JP); **Satoshi Ogitani**,  
Tokyo (JP)

(73) Assignee: **Shin-Etsu Chemical Co., Ltd.**, Tokyo  
(JP)

(\*\*) Term: **14 Years**

(21) Appl. No.: **29/445,368**

(22) Filed: **Feb. 11, 2013**

(30) **Foreign Application Priority Data**

Aug. 20, 2012 (JP) ..... 2012-019837

(51) **LOC (9) Cl.** ..... **22-06**

(52) **U.S. Cl.**  
USPC ..... **D22/122**

(58) **Field of Classification Search**  
USPC ..... D22/119-124; 43/65-66, 77-79,  
43/85, 88, 90-92, 112-113, 121, 124, 131,  
43/132.1, 107

See application file for complete search history.

(56) **References Cited**

U.S. PATENT DOCUMENTS

4,227,333 A \* 10/1980 Levinson et al. .... 43/107  
D347,675 S \* 6/1994 Demarest et al. .... D22/119  
5,337,513 A \* 8/1994 Harvey et al. .... 43/124  
D433,091 S \* 10/2000 Carey et al. .... D22/122  
6,195,933 B1 \* 3/2001 Woodruff ..... 43/131

\* cited by examiner

*Primary Examiner* — Catheri Oliver-Garcia  
(74) *Attorney, Agent, or Firm* — Alston & Bird LLP

(57) **CLAIM**

We claim the ornamental design for insect pest control deliv-  
ery device, as shown and described.

**DESCRIPTION**

FIG. 1 is a front elevation view of an insect pest control  
delivery device showing our new design;  
FIG. 2 is a rear elevation view thereof;  
FIG. 3 is a top plan view thereof;  
FIG. 4 is a bottom plan view thereof;  
FIG. 5 is a right side elevation view thereof;  
FIG. 6 is a left side elevation view thereof;  
FIG. 7 is a perspective view thereof;  
FIG. 8 is a front elevation view thereof, shown in a folded  
position of use;  
FIG. 9 is a top plan view thereof, shown in a folded position  
of use;  
FIG. 10 is a cross-sectional top plan view thereof, taken along  
line A-A in FIG. 1; and,  
FIG. 11 is a perspective view thereof; shown in a folded  
position of use.  
The portion of a plant or tree shown in FIG. 11 is directed to  
unclaimed environment. The broken lines form no part of the  
claimed design.

**1 Claim, 3 Drawing Sheets**

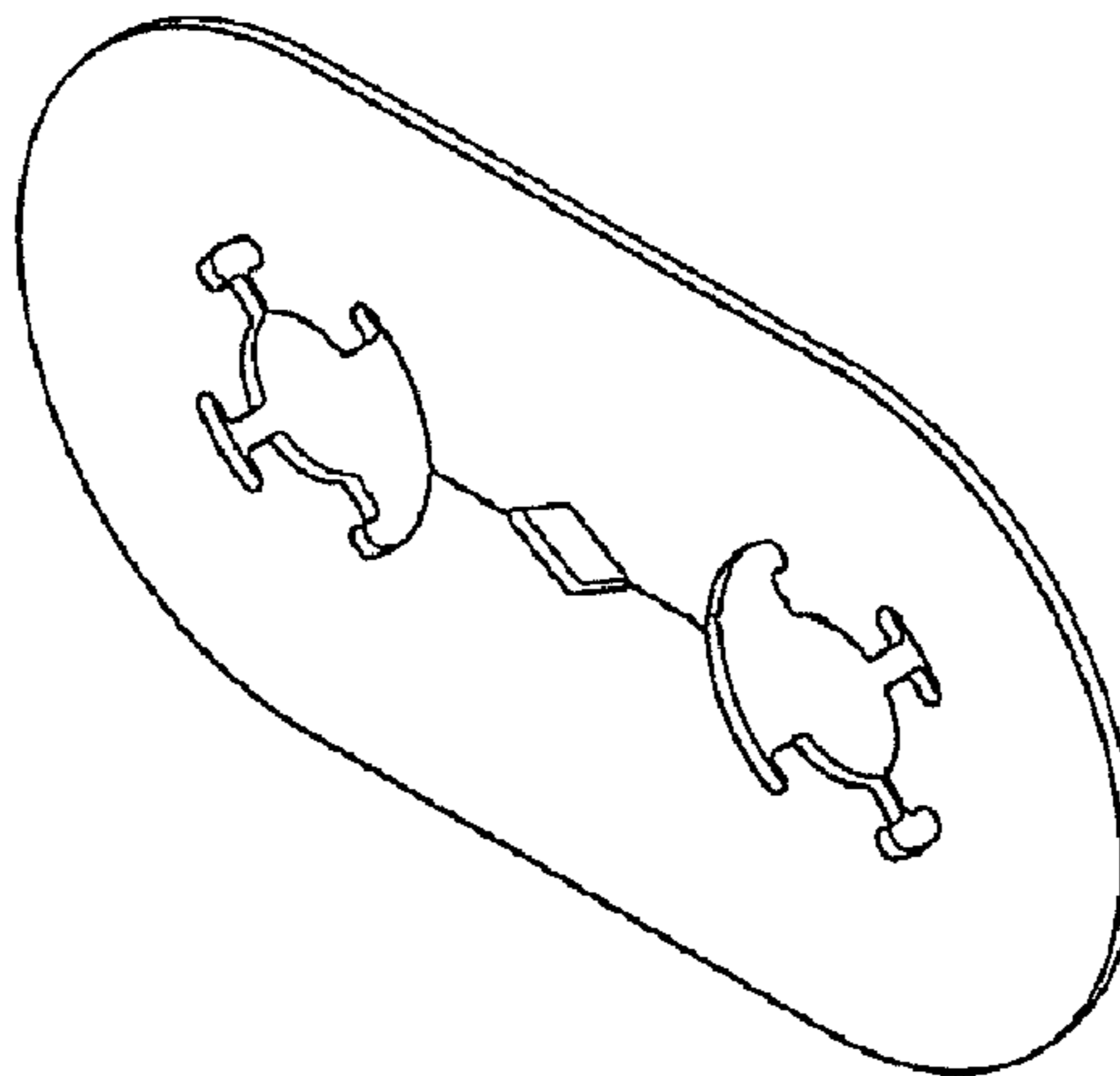


FIG.1

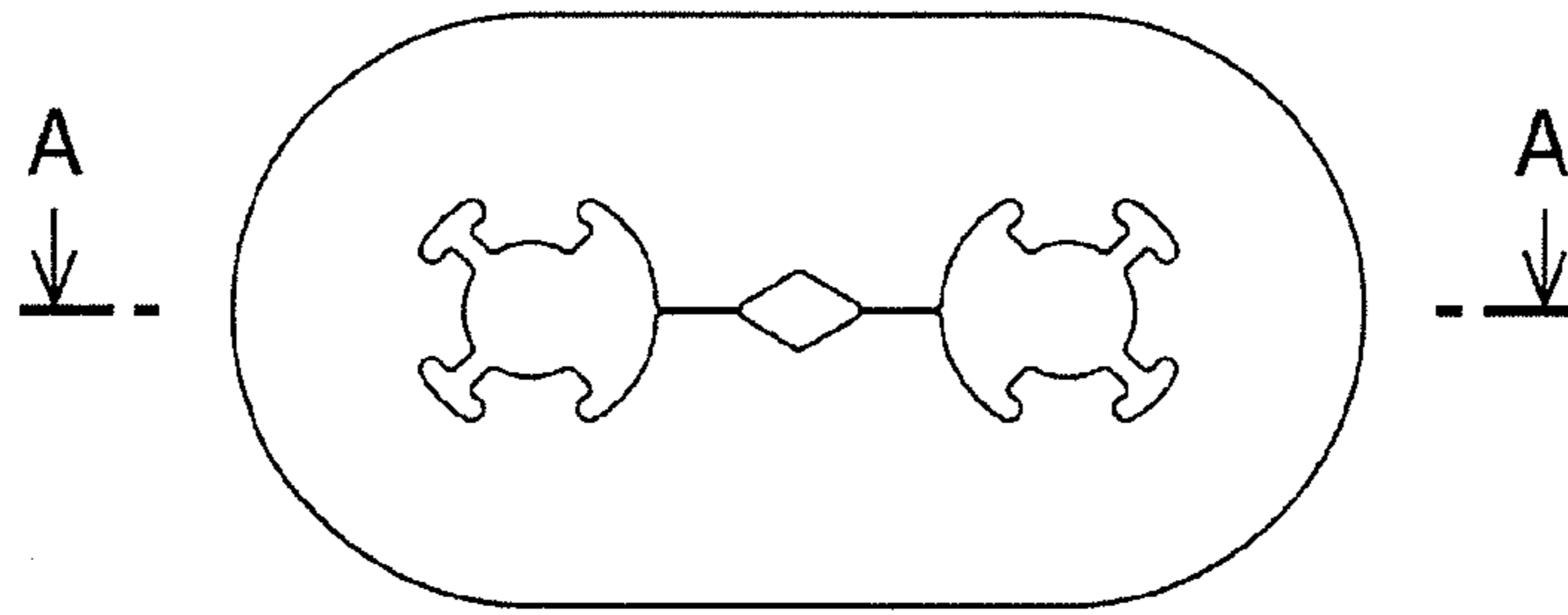


FIG.2

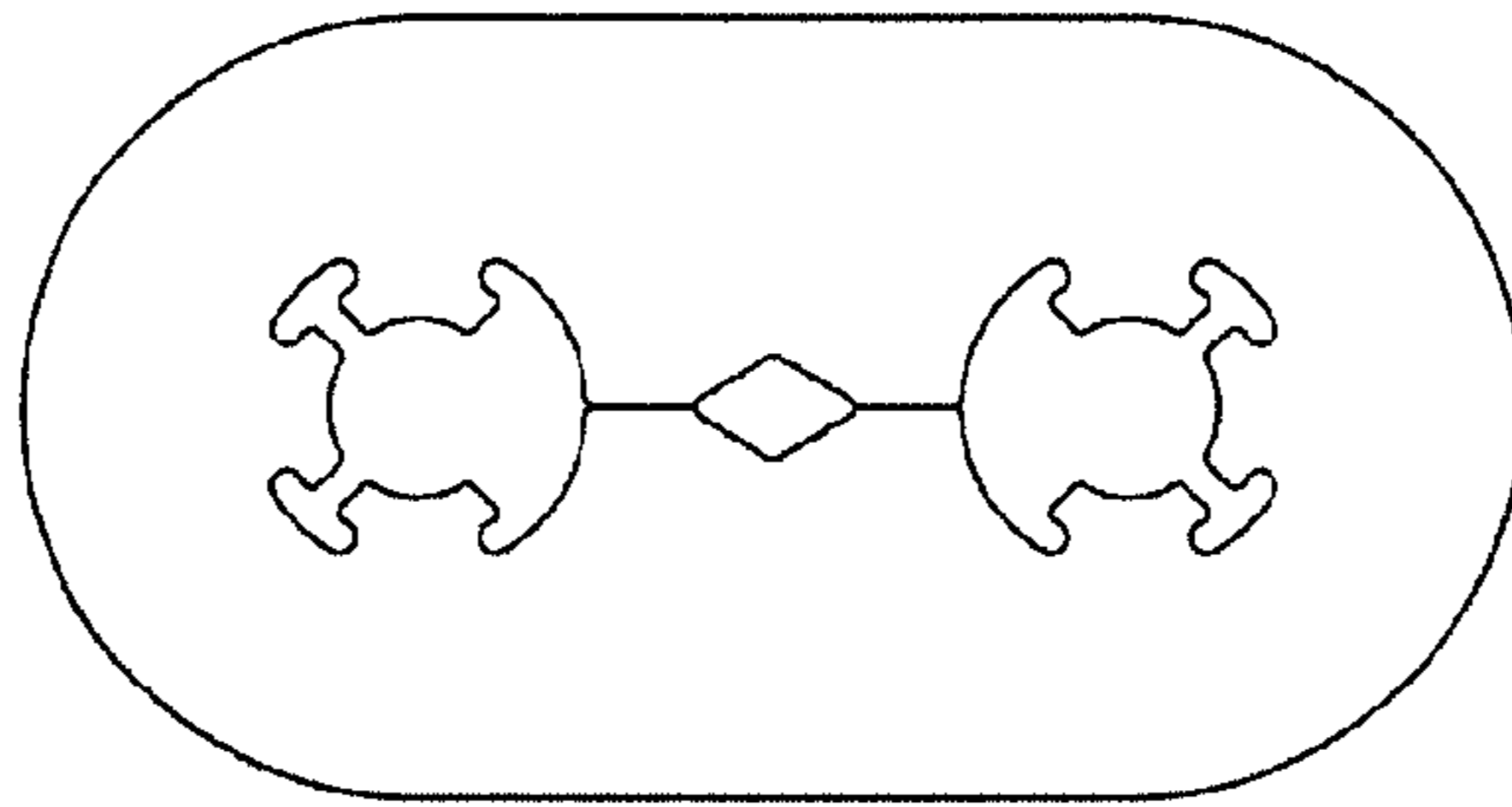


FIG.3



FIG.4




FIG.5



FIG.6



FIG.7

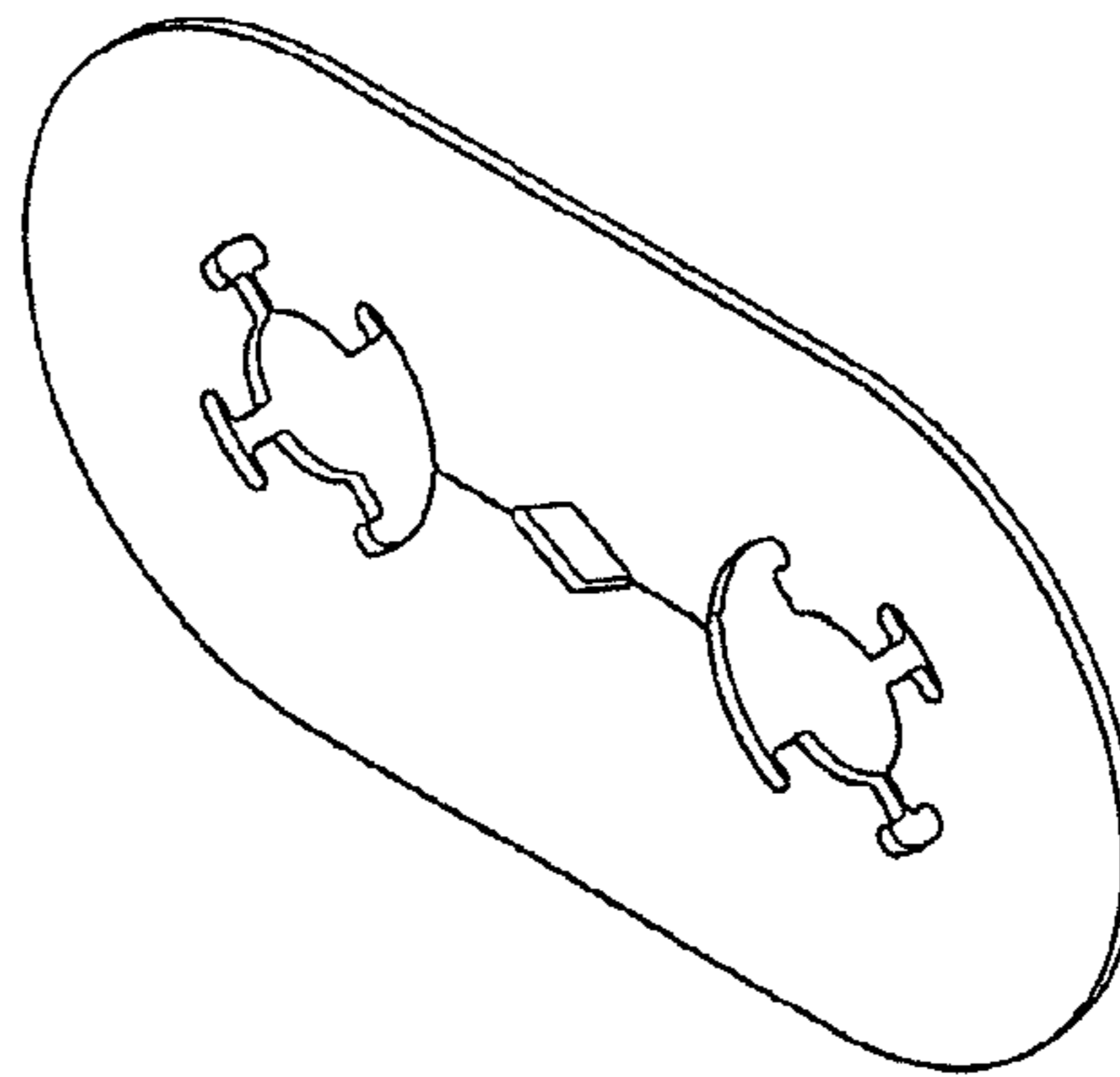


FIG.8

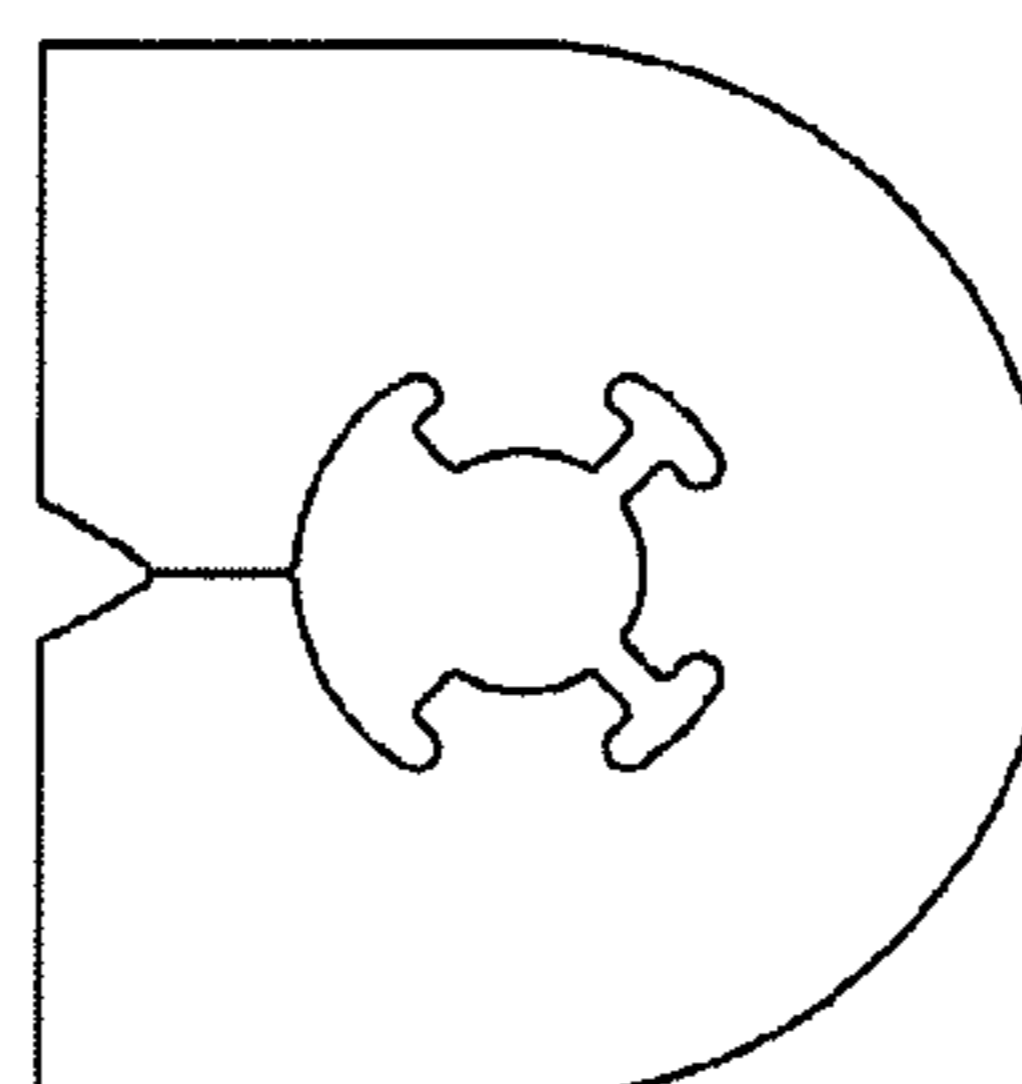


FIG.9




FIG.10

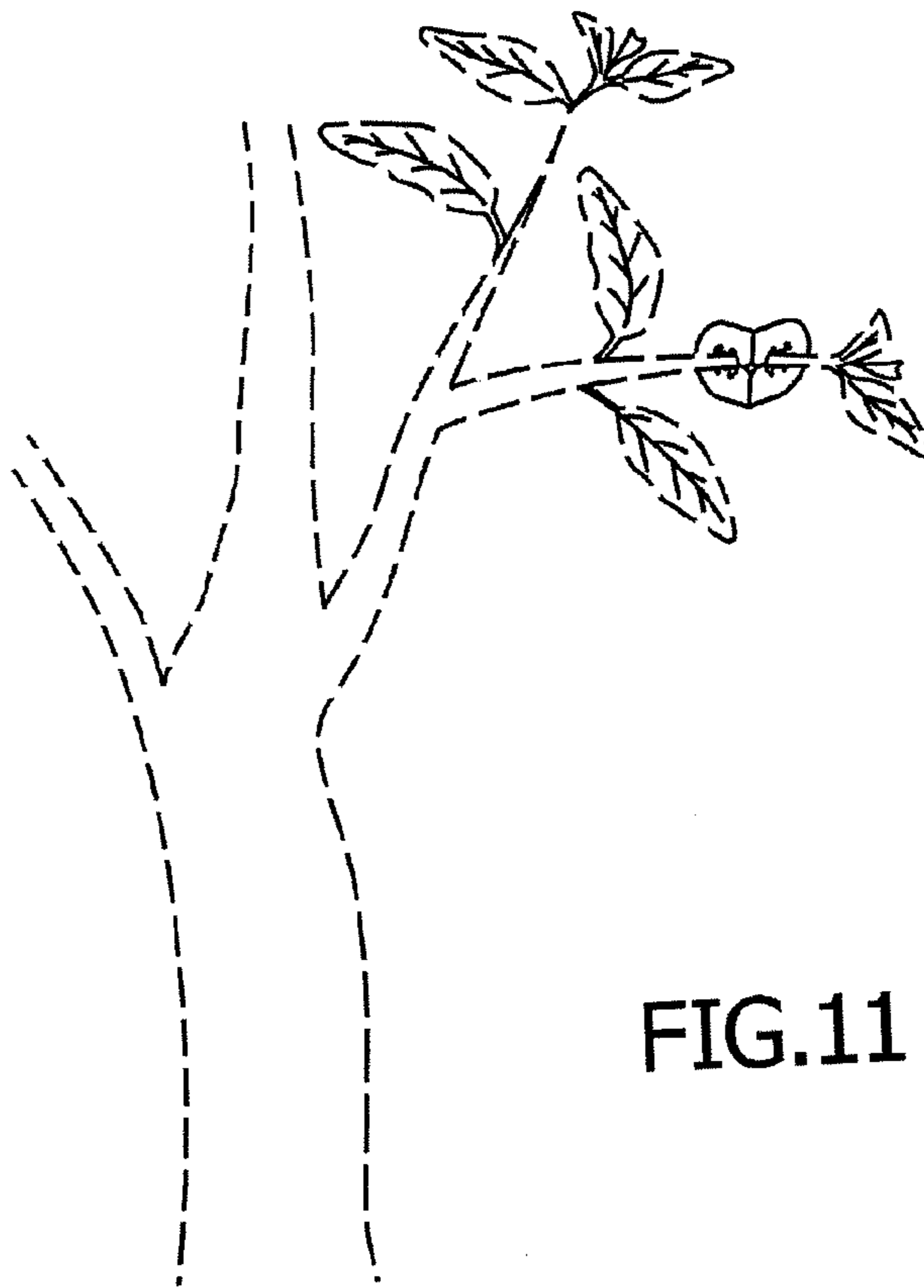


FIG.11