



US00D689554S

(12) **United States Design Patent**
Echanove Hernandez

(10) **Patent No.:** **US D689,554 S**

(45) **Date of Patent:** **** Sep. 10, 2013**

(54) **TICKET DISPENSER**

(76) Inventor: **Arturo Echanove Hernandez**, Mexico
City (MX)

(**) Term: **14 Years**

(21) Appl. No.: **29/404,772**

(22) Filed: **Oct. 25, 2011**

(30) **Foreign Application Priority Data**

Apr. 26, 2011 (MX) MX/f/2011/001286

(51) **LOC (9) Cl.** **20-01**

(52) **U.S. Cl.**
USPC **D20/2**

(58) **Field of Classification Search**
USPC D20/1-9; 221/6, 12, 66, 69, 79,
221/92, 155, 208, 226, 237, 247; D10/42;
D25/48.5; D99/28; 194/265; 235/381
See application file for complete search history.

(56) **References Cited**

U.S. PATENT DOCUMENTS

D167,182 S * 7/1952 Wheeler D20/2
D261,434 S 10/1981 Sugano
D276,538 S 11/1984 Nishida
D319,264 S 8/1991 Schafer
D412,289 S * 7/1999 Winwood D10/42

D419,277 S * 1/2000 Ishii et al. D99/35
6,230,931 B1 * 5/2001 Mandle et al. 221/247
D525,119 S * 7/2006 Maskell et al. D9/417
D570,920 S 6/2008 Choi
D600,285 S 9/2009 Derringer et al.
D632,740 S * 2/2011 Adeline D20/2
D652,872 S * 1/2012 Mougin et al. D20/1
D674,914 S * 1/2013 Hernandez et al. D25/48.5
2005/0023342 A1 * 2/2005 Yamamiya 235/381

* cited by examiner

Primary Examiner — Mary Ann Calabrese

(74) *Attorney, Agent, or Firm* — Brooks Kushman P.C.

(57) **CLAIM**

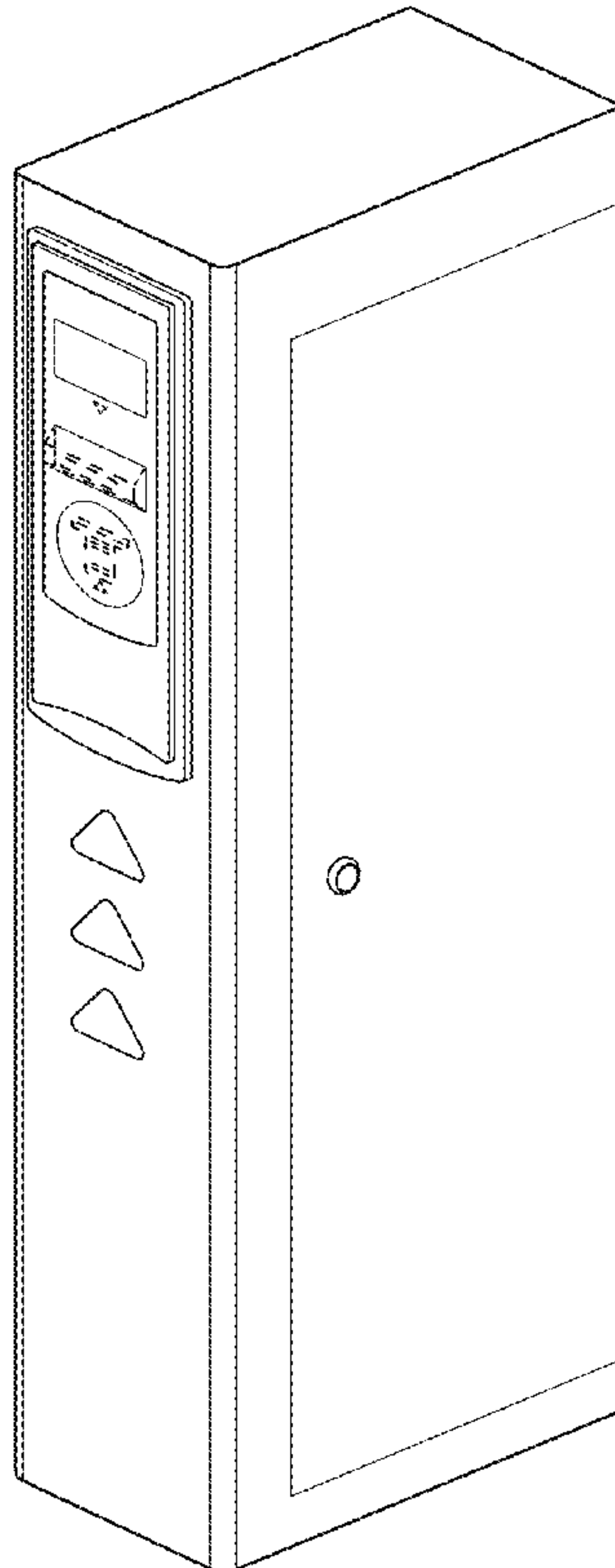
The ornamental design for a ticket dispenser, as shown and described.

DESCRIPTION

FIG. 1 is a front side elevational view of the ticket dispenser; FIG. 2 is a rear side elevational view of the ticket dispenser of the FIG. 1; FIG. 3 is a right side elevational view of the ticket dispenser of FIG. 1; FIG. 4 is a left side elevational view of the ticket dispenser of FIG. 1; FIG. 5 is a top plan view of the ticket dispenser of FIG. 1; and, FIG. 6 is a right side perspective view of the ticket dispenser of FIG. 1.

The broken lines are for illustrative purposes only and form no part of the claimed design.

1 Claim, 3 Drawing Sheets



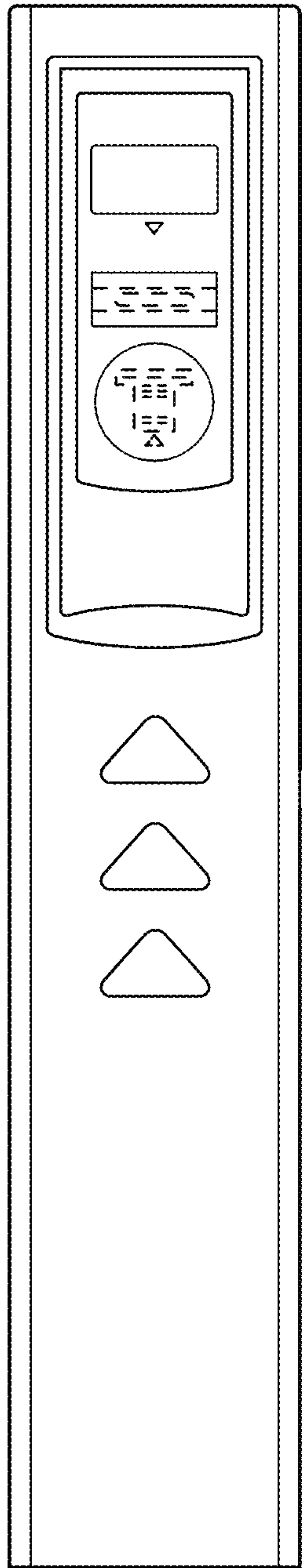


FIG. 1

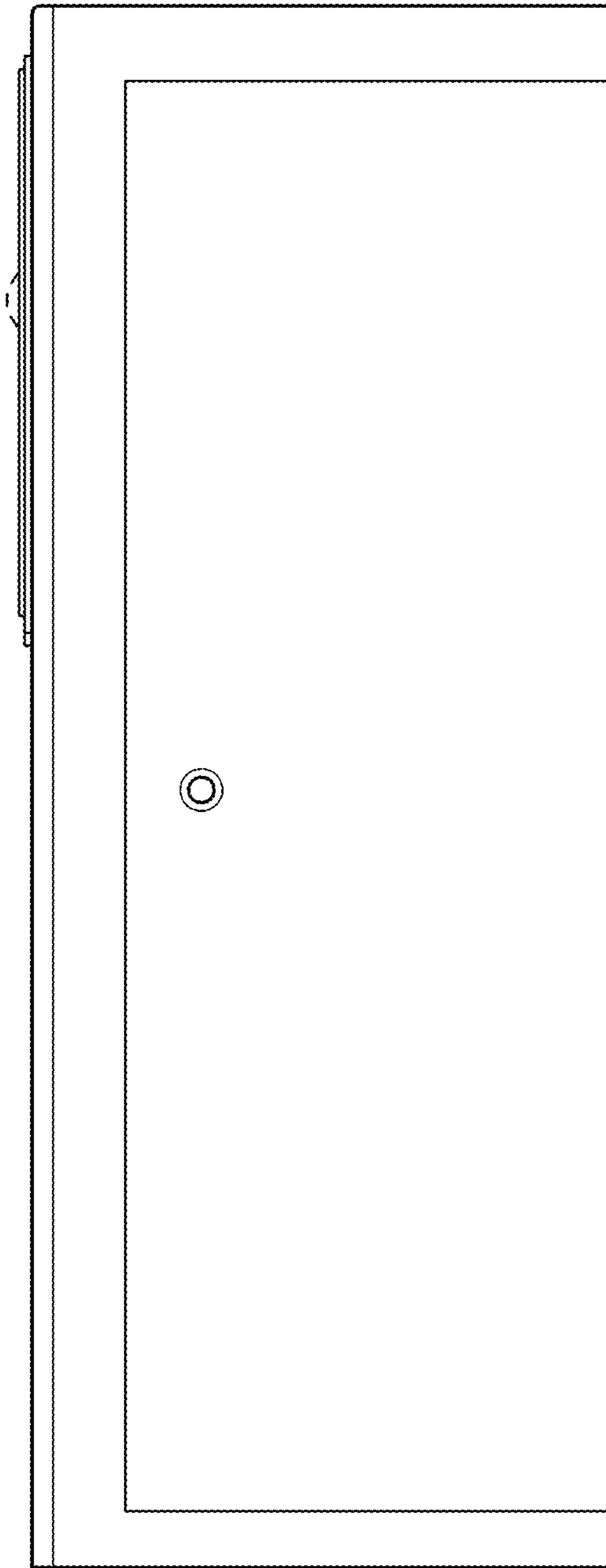


FIG. 3

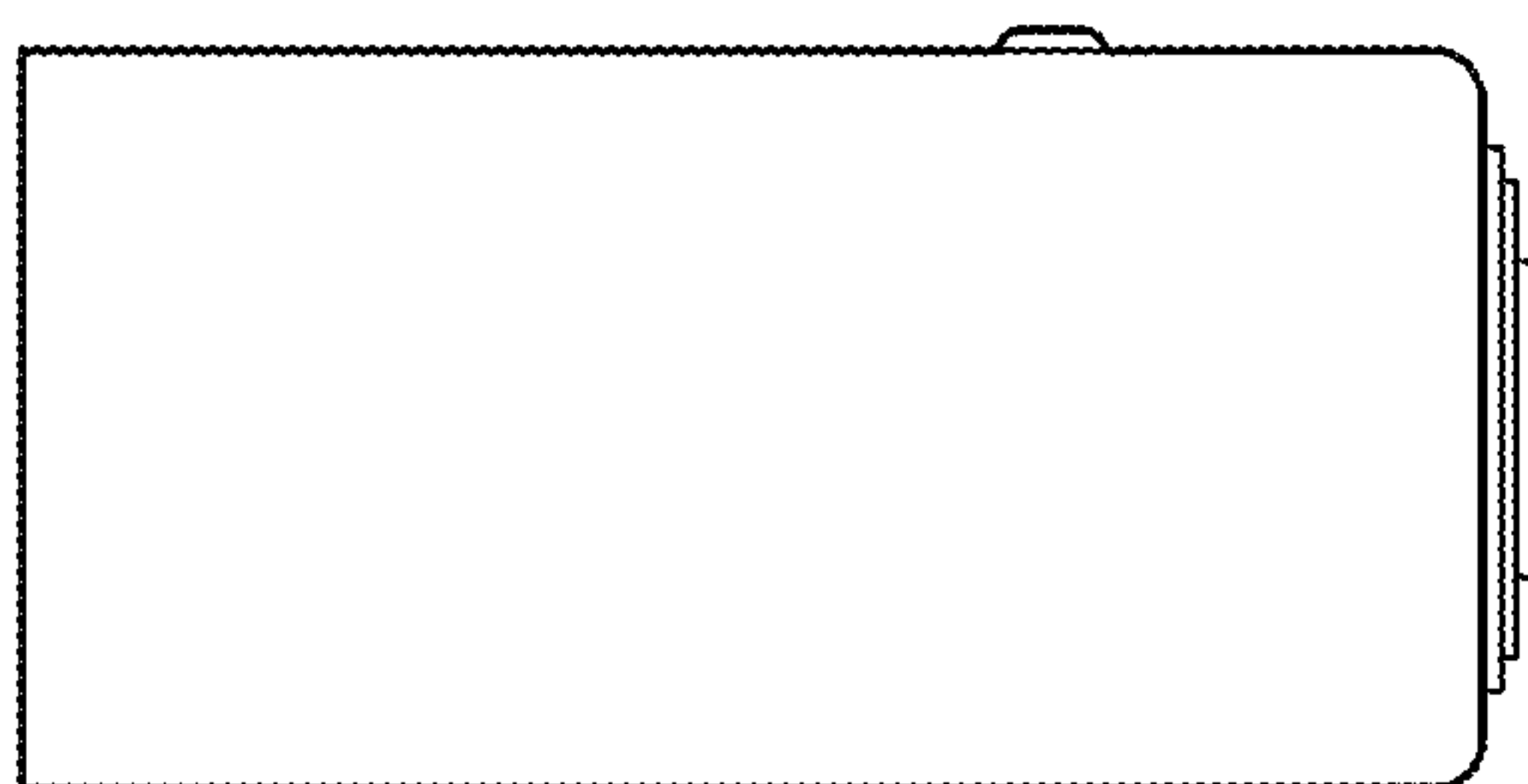


FIG. 5




FIG. 2




FIG. 4

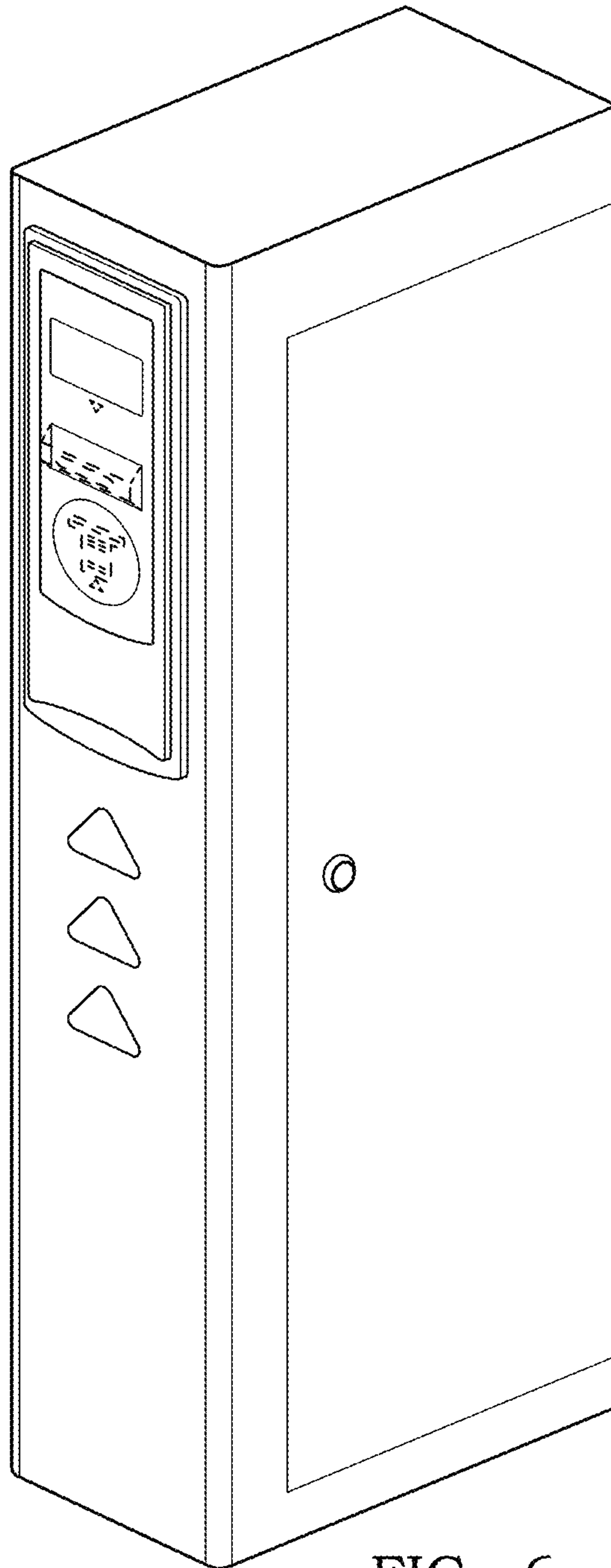


FIG. 6