



US00D689550S

(12) **United States Design Patent**  
**Rodgers**

(10) **Patent No.:** **US D689,550 S**

(45) **Date of Patent:** **\*\* Sep. 10, 2013**

(54) **SUPPLY ORGANIZER**

(75) Inventor: **Danielle Rodgers**, Indianapolis, IN (US)

(73) Assignee: **Deflecto, LLC**, Indianapolis, IN (US)

(\*\*) Term: **14 Years**

(21) Appl. No.: **29/432,062**

(22) Filed: **Sep. 13, 2012**

(51) **LOC (9) Cl.** ..... **19-02**

(52) **U.S. Cl.**  
USPC ..... **D19/90**

(58) **Field of Classification Search**  
USPC ..... D3/273, 294, 304, 314; D6/310,  
D6/311, 312, 676.3, 678.3, 683.1, 700; D9/432;  
D19/26-31, 75, 77, 78, 81-86, 90, 91; 206/215,  
206/425, 449, 555; 211/10, 11, 46, 48, 87.01;  
248/447, 454, 460, 461, 462, 463; D14/447  
See application file for complete search history.

(56) **References Cited**

**U.S. PATENT DOCUMENTS**

D198,594 S *	7/1964	Castellano	.....	D3/314
D314,488 S *	2/1991	Aaldenberg et al.	.....	D6/567
D332,971 S *	2/1993	Evenson	.....	D19/90
D413,749 S *	9/1999	Stravitz	.....	D6/567
D451,744 S *	12/2001	Stravitz	.....	D6/571
D453,275 S *	2/2002	Stravitz	.....	D6/570
D459,398 S *	6/2002	Stravitz	.....	D19/90
D494,625 S *	8/2004	Stravitz	.....	D19/90
D497,391 S *	10/2004	Stravitz	.....	D19/90

D498,264 S *	11/2004	Chen et al.	.....	D19/90
D504,468 S *	4/2005	Chen et al.	.....	D19/90
D504,469 S *	4/2005	Chen et al.	.....	D19/90
D548,282 S *	8/2007	Chen et al.	.....	D19/90
D573,653 S *	7/2008	Chen et al.	.....	D19/90
D591,510 S *	5/2009	Auer et al.	.....	D3/304
D601,837 S *	10/2009	Evans	.....	D6/553
D645,088 S *	9/2011	Perkins	.....	D19/90
D655,346 S *	3/2012	Tsai	.....	D19/90

\* cited by examiner

*Primary Examiner* — Elizabeth Albert

(74) *Attorney, Agent, or Firm* — Dentons US LLP; Brian R. McGinley

(57) **CLAIM**

The ornamental design for a supply organizer, as shown and described.

**DESCRIPTION**

FIG. 1: Is a perspective view of the supply organizer illustrating the new design.

FIG. 2: Is a front view of the supply organizer shown in FIG. 1.

FIG. 3: Is a rear view of the supply organizer shown in FIG. 1.

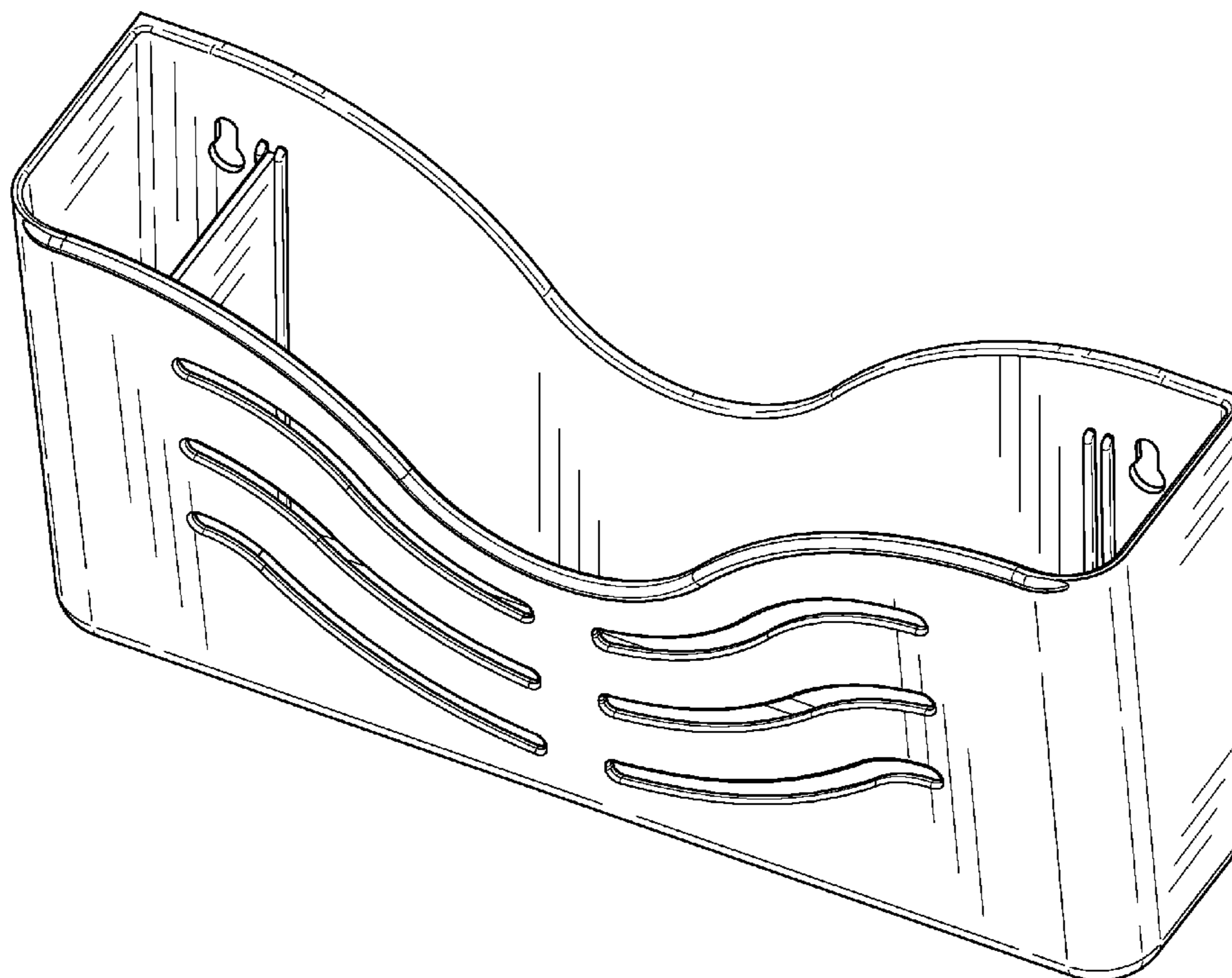
FIG. 4: Is a top view of the supply organizer shown in FIG. 1.

FIG. 5: Is a bottom view of the supply organizer shown in FIG. 1.

FIG. 6: Is a side view of the supply organizer shown in FIG. 1; and,

FIG. 7 is a section view of the supply organizer taken along the line 7-7 shown in FIG. 4.

**1 Claim, 5 Drawing Sheets**



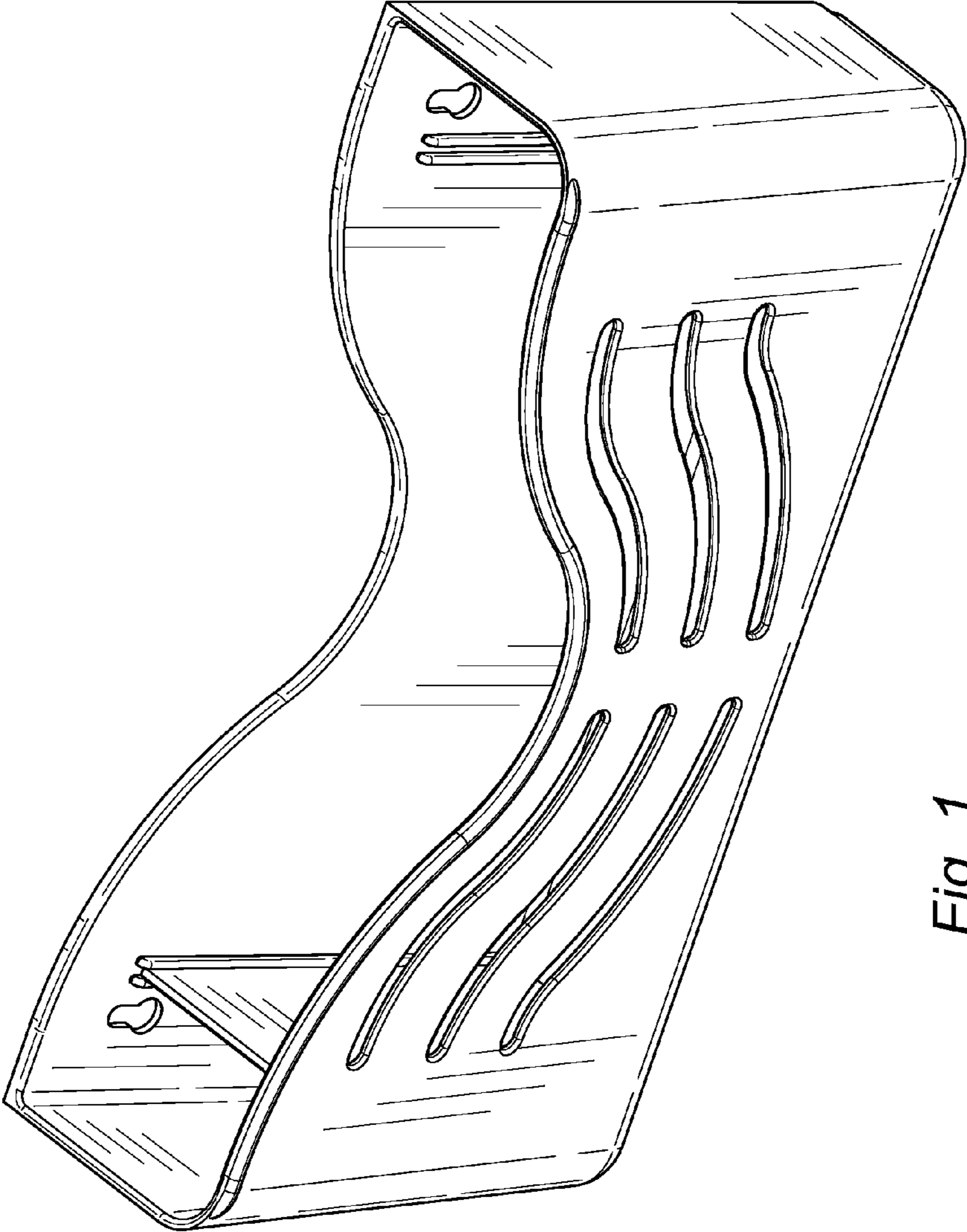


Fig. 1

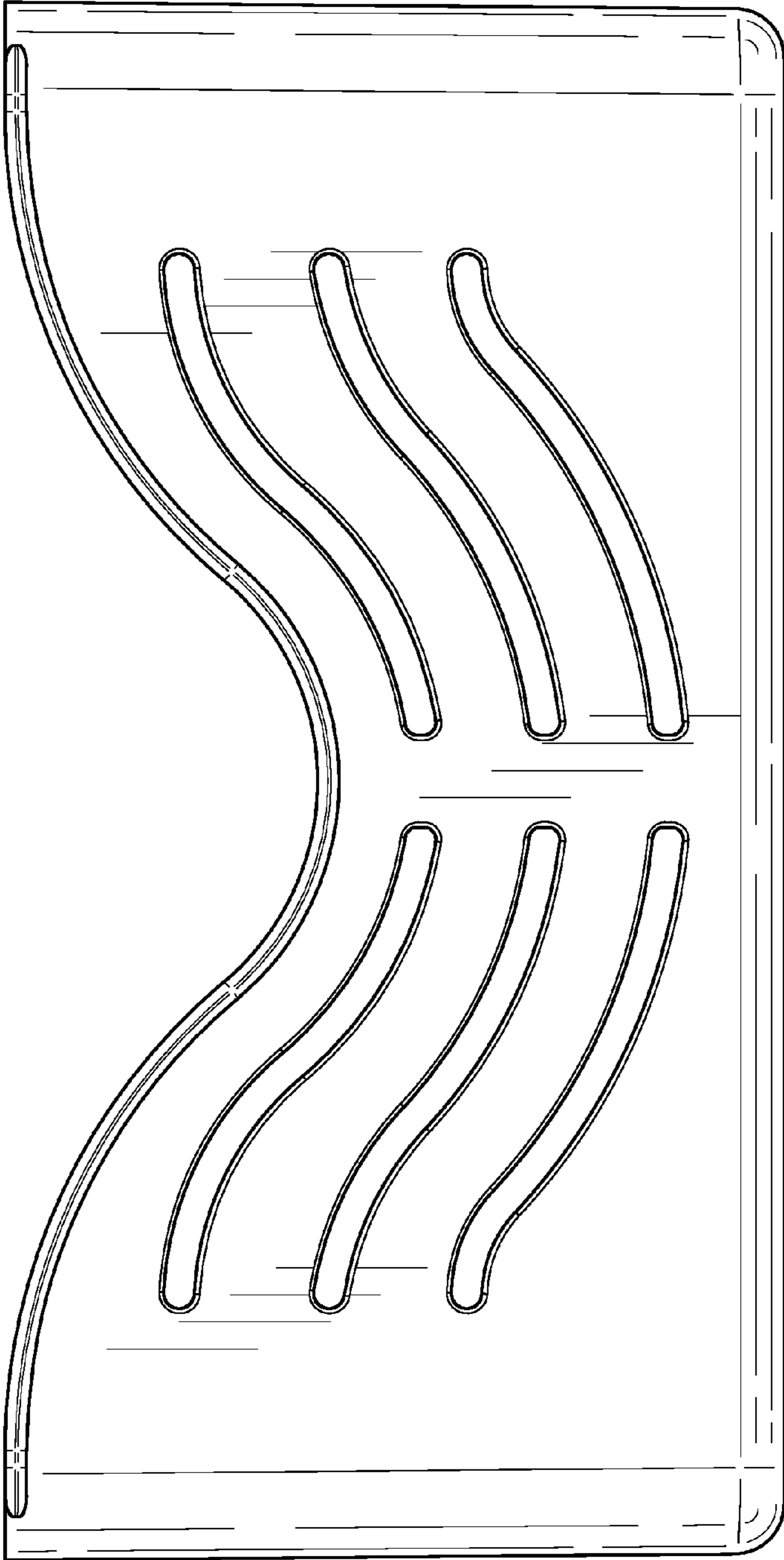


Fig. 2

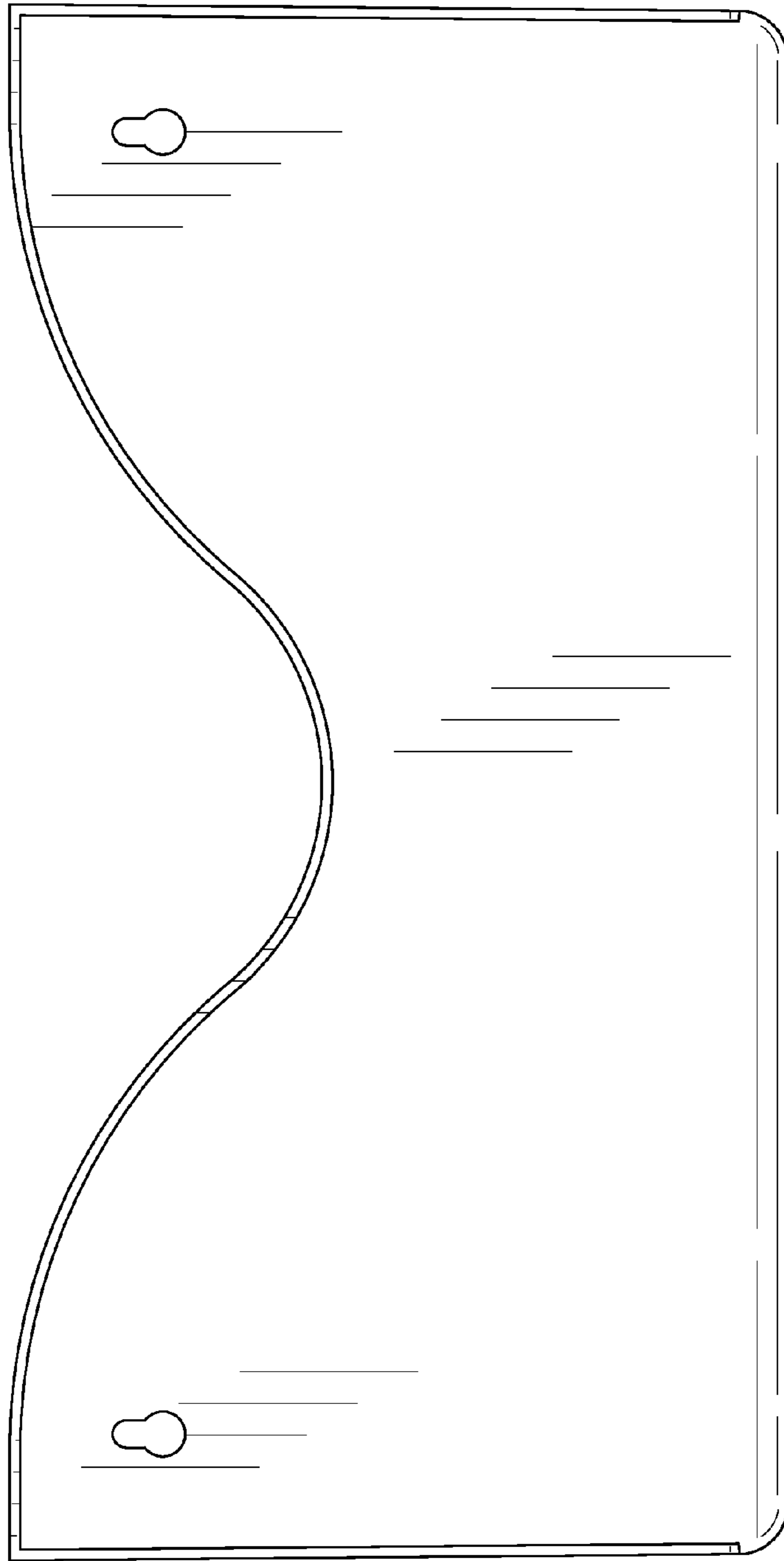


Fig. 3

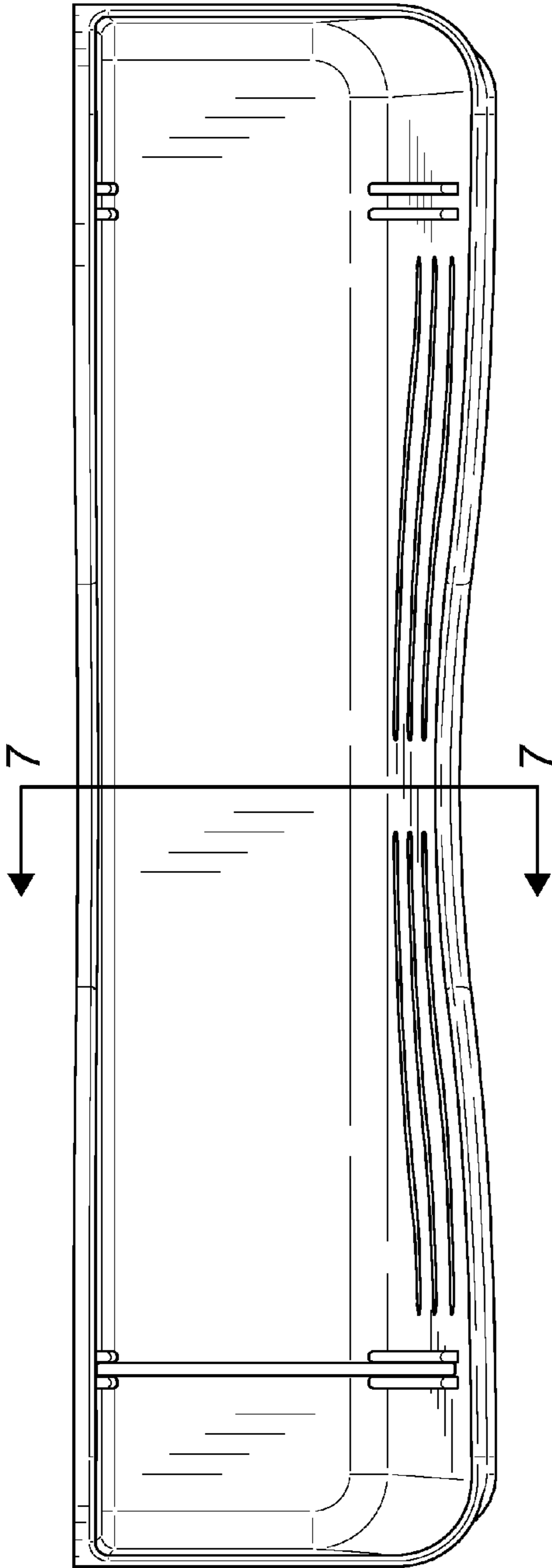


Fig. 4

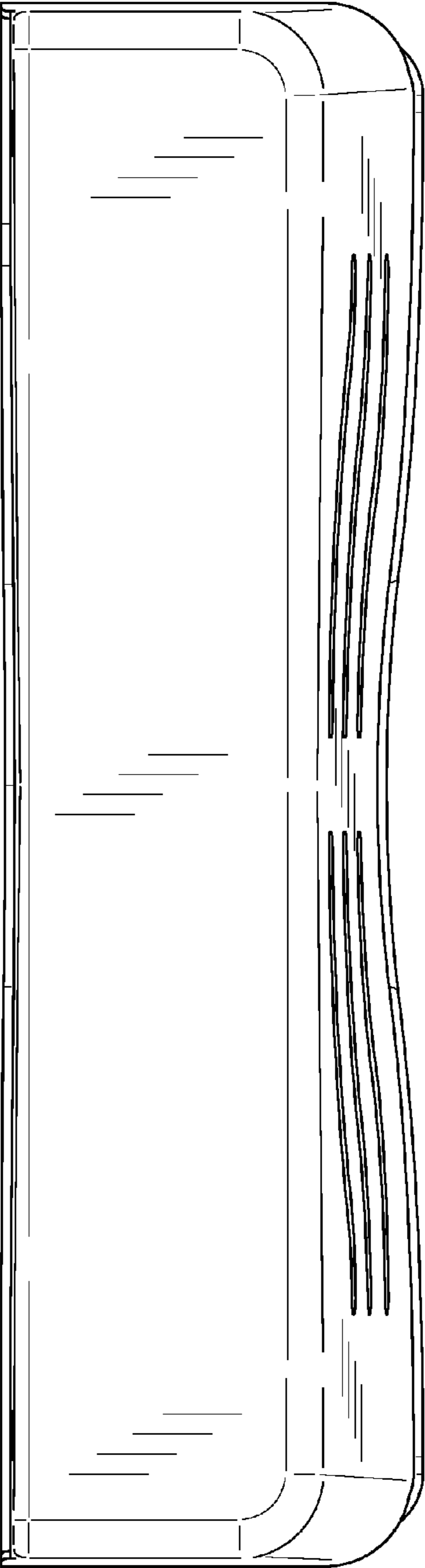


Fig. 5

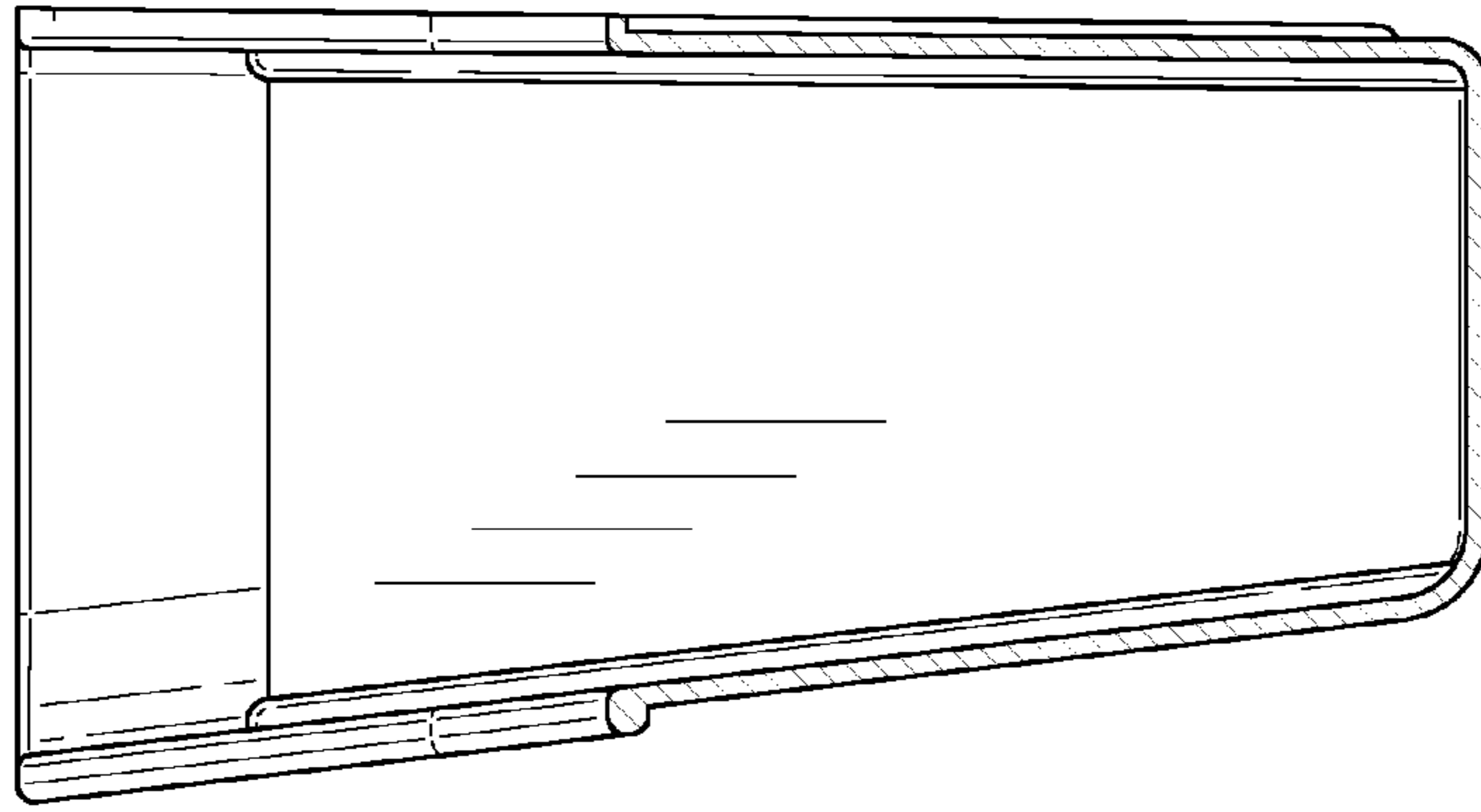


Fig. 7

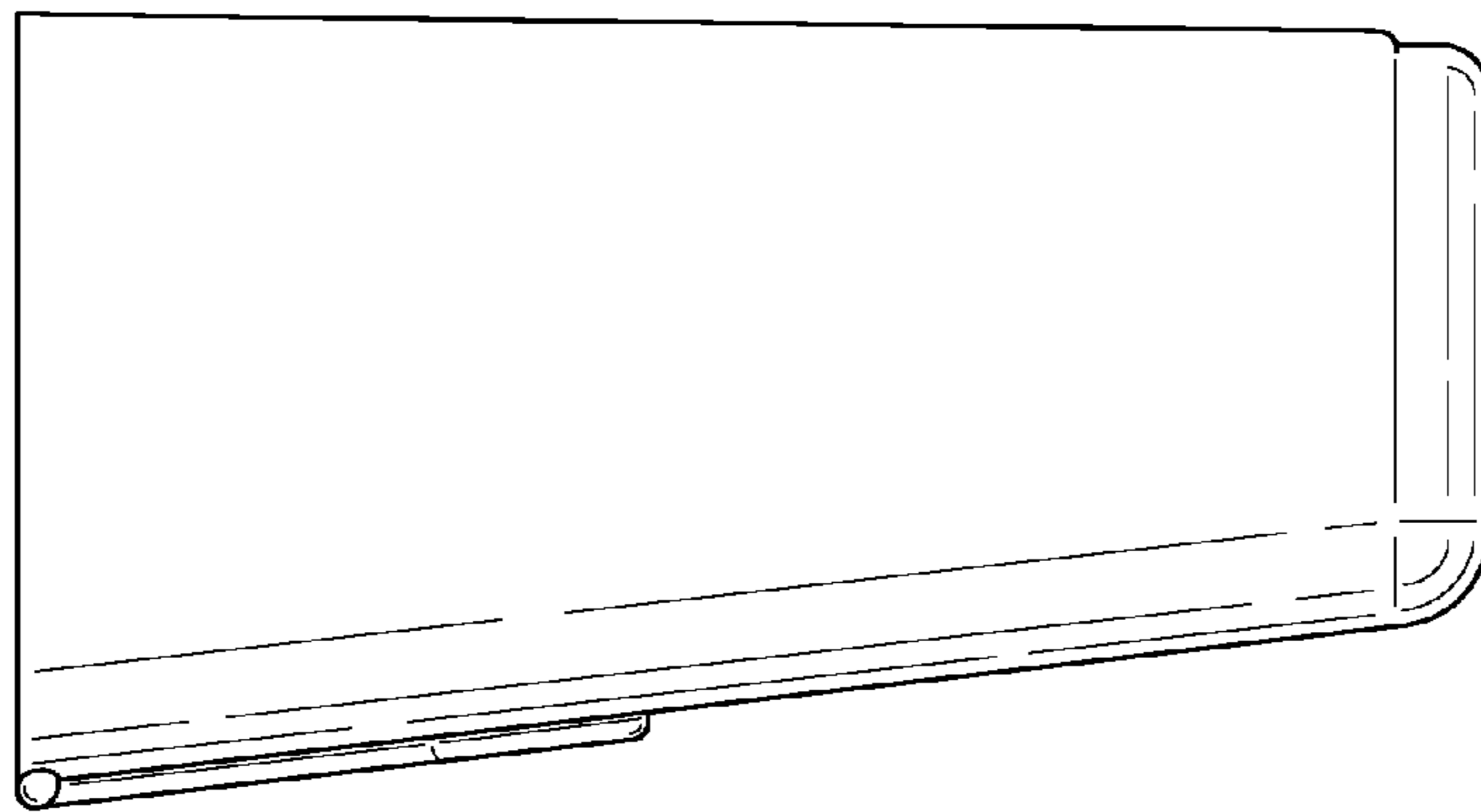


Fig. 6