



US00D689517S

(12) **United States Design Patent**
Radakovitz et al.

(10) **Patent No.:** **US D689,517 S**

(45) **Date of Patent:** **** Sep. 10, 2013**

- (54) **DISPLAY SCREEN WITH ICON**
- (71) Applicant: **Microsoft Corporation**, Redmond, WA (US)
- (72) Inventors: **Samuel Radakovitz**, Puyallop, WA (US); **Hiroshi Tsukahara**, Bellevue, WA (US); **Burns M. Montgomery**, Redmond, WA (US)
- (73) Assignee: **Microsoft Corporation**, Redmond, WA (US)
- (**) Term: **14 Years**

D565,593	S	4/2008	Colando et al.	
7,574,672	B2 *	8/2009	Jobs et al.	715/830
D599,818	S *	9/2009	Ogura et al.	D14/495
2001/0024213	A1 *	9/2001	Doi et al.	345/863
2005/0259087	A1 *	11/2005	Hoshino et al.	345/173
2007/0124677	A1 *	5/2007	de los Reyes et al.	715/705
2008/0163053	A1 *	7/2008	Hwang et al.	715/702
2008/0216001	A1 *	9/2008	Ording et al.	715/763
2009/0199130	A1 *	8/2009	Tsern et al.	715/810
2010/0007675	A1 *	1/2010	Kang et al.	345/592
2010/0251161	A1 *	9/2010	Fong et al.	715/773
2011/0041096	A1 *	2/2011	Larco et al.	715/835
2011/0202879	A1 *	8/2011	Stovicek et al.	715/828
2011/0231796	A1 *	9/2011	Vigil	715/810
2012/0047453	A1 *	2/2012	Hale et al.	715/773
2012/0088447	A1 *	4/2012	Kwahk et al.	455/3.01
2012/0192108	A1 *	7/2012	Kolb	715/810

(Continued)

- (21) Appl. No.: **29/436,251**
- (22) Filed: **Nov. 2, 2012**
- (51) **LOC (9) Cl.** **14-04**
- (52) **U.S. Cl.**
USPC **D14/489**
- (58) **Field of Classification Search**
USPC D14/485-495; D5/63; D19/5-8; D20/11; 345/440-442; 348/14.03; 715/212, 715/215, 221, 706, 733, 763, 770, 773, 777, 715/779, 782, 783, 786, 792, 793, 809, 810, 715/846, 849, 867, 977, 976, 835, 211
See application file for complete search history.

OTHER PUBLICATIONS

U.S. Appl. No. 29/436,249, Display Screen with Graphical User Interface, Radakovitz et al, applicants, filed Nov. 2, 2012.

Primary Examiner — Karen S Acker

(74) *Attorney, Agent, or Firm* — Banner & Witcoff, Ltd.

(57) **CLAIM**

The ornamental design for a display screen with icon, as shown and described.

DESCRIPTION

FIG. 1 is a front view of a first embodiment of a display screen with icon showing the new design; and, FIG. 2 is a front view of a second embodiment of a display screen with icon.

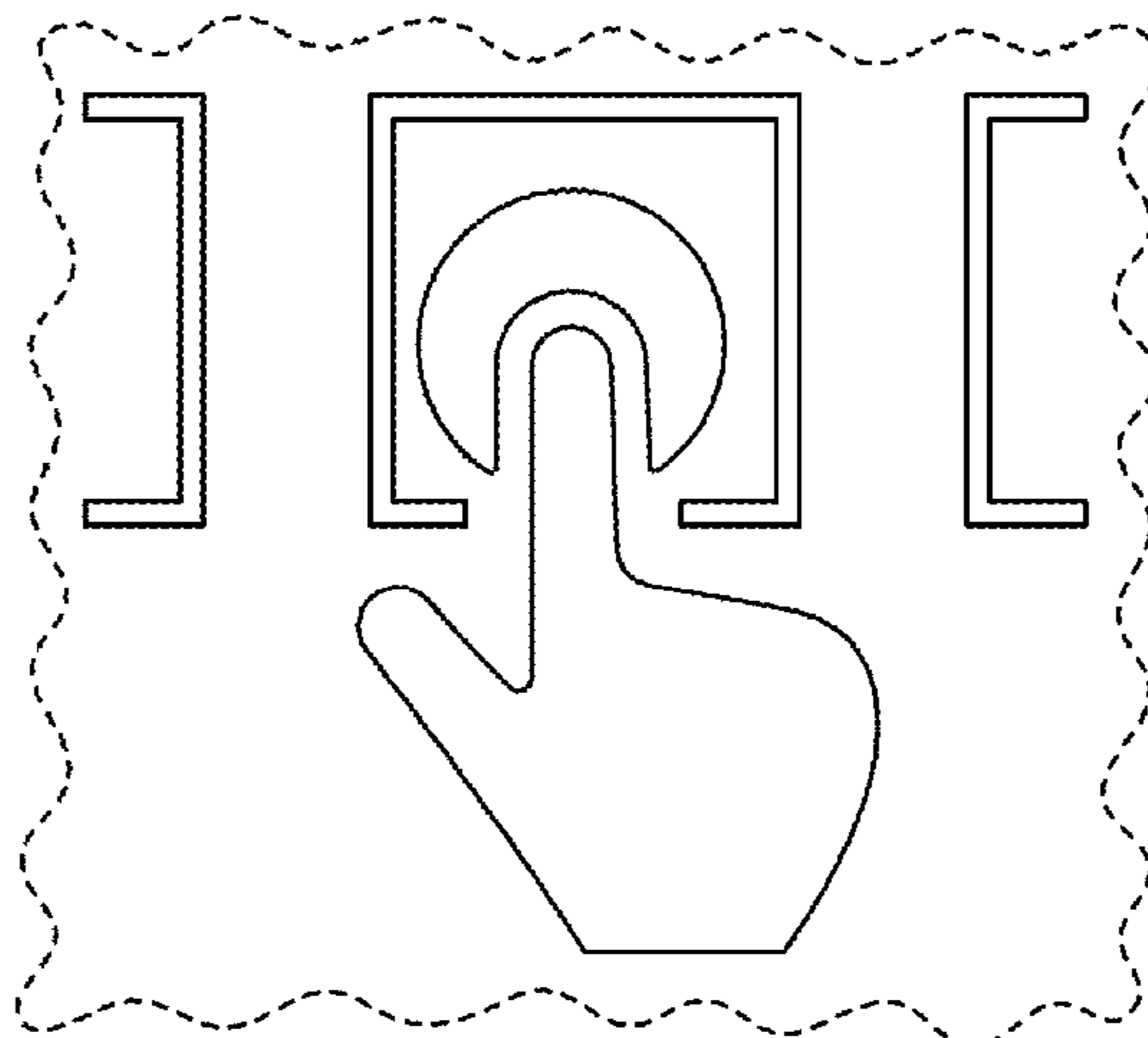
The broken line showing of the remainder of the icon and display screen is for environmental purposes only and forms no part of the claimed design. The difference in shading in the figures indicates a contrast of appearance and does not depict any particular color, texture or material.

1 Claim, 2 Drawing Sheets

(56) **References Cited**

U.S. PATENT DOCUMENTS

D341,848	S	11/1993	Bigelow et al.	
5,655,094	A *	8/1997	Cline et al.	715/786
D390,839	S *	2/1998	Yamamoto et al.	D14/494
6,222,465	B1 *	4/2001	Kumar et al.	341/20
6,313,853	B1 *	11/2001	Lamontagne et al.	715/762
6,535,787	B1 *	3/2003	Inamasu et al.	700/180
6,624,833	B1 *	9/2003	Kumar et al.	715/863
D561,779	S	2/2008	Colando et al.	
D561,780	S	2/2008	Rimas-Ribikauskas et al.	
D563,420	S *	3/2008	Yamashita et al.	D14/485



US D689,517 S

Page 2

(56)

References Cited

U.S. PATENT DOCUMENTS

2012/0254795	A1 *	10/2012	Van Os et al.	715/810	2013/0086520	A1 *	4/2013	Beaudet et al.	715/810
2012/0284667	A1 *	11/2012	Willekes et al.	715/810	2013/0091467	A1 *	4/2013	Pallakoff et al.	715/835
2013/0019208	A1 *	1/2013	Kotler et al.	715/835	2013/0097561	A1 *	4/2013	Carpenter et al.	715/835
					2013/0117715	A1 *	5/2013	Williams et al.	715/835

* cited by examiner

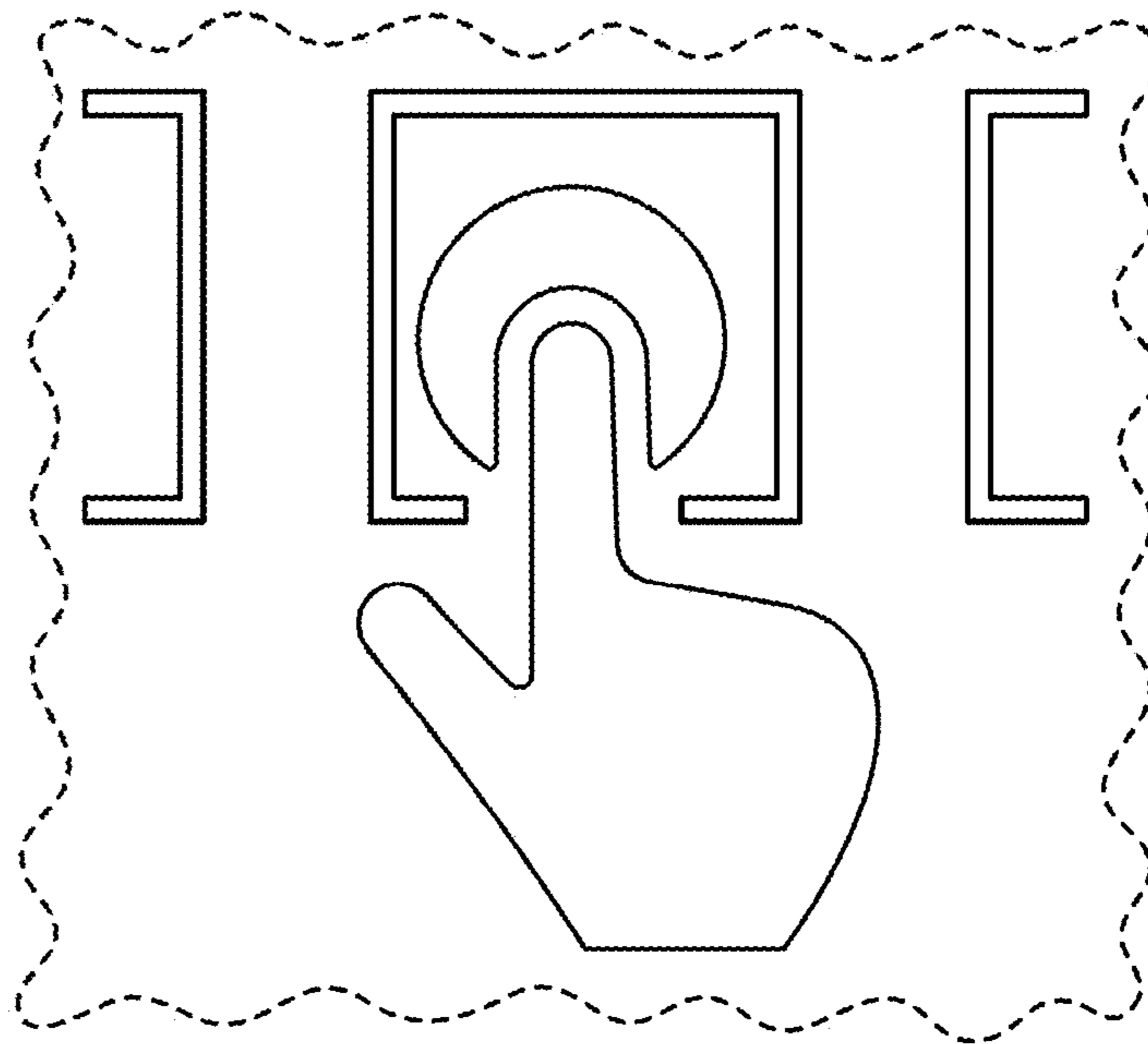


FIG. 1

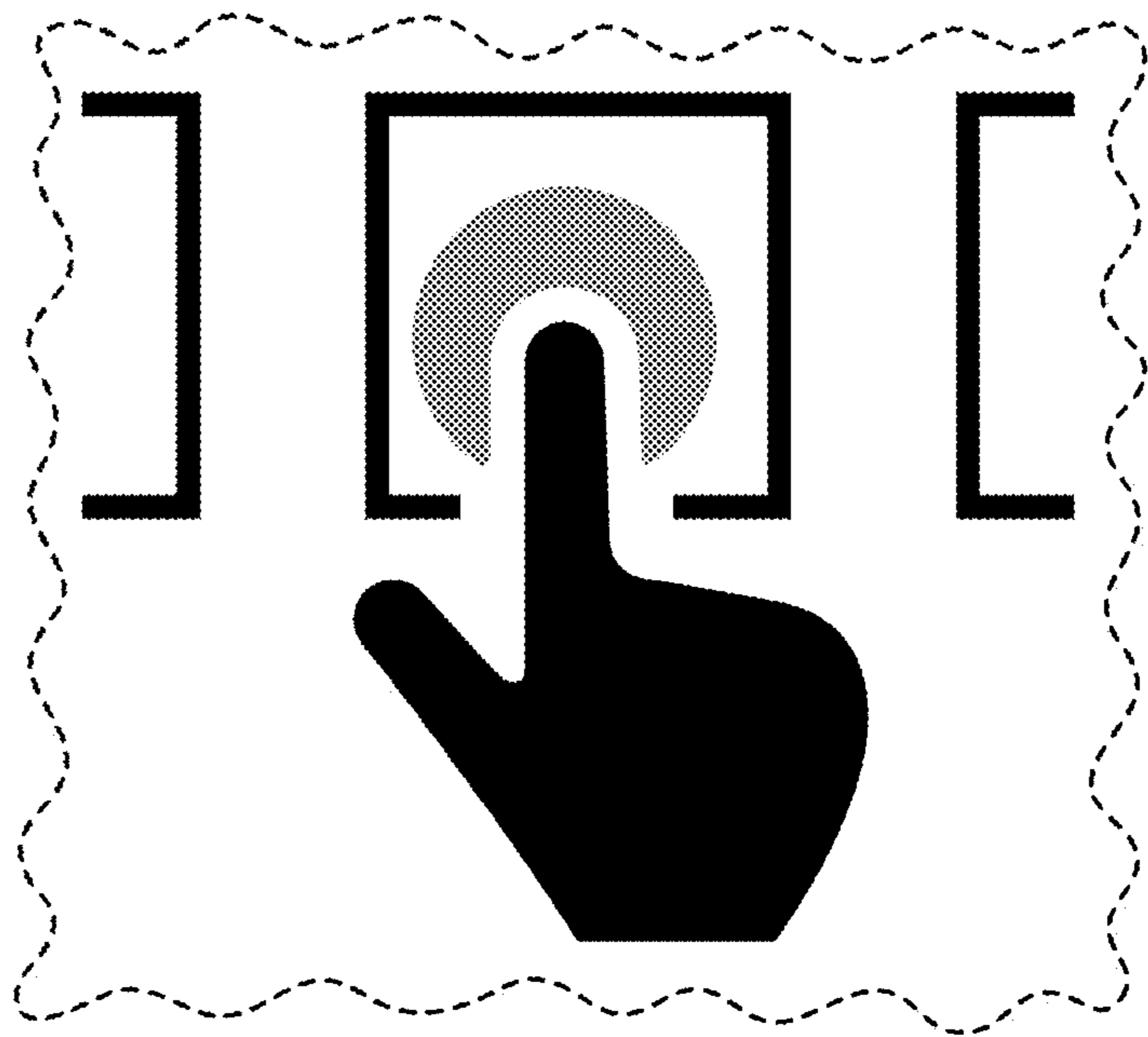


FIG. 2