



US00D689505S

(12) **United States Design Patent**
Convay et al.

(10) **Patent No.:** **US D689,505 S**

(45) **Date of Patent:** **** Sep. 10, 2013**

(54) **DISPLAY SCREEN WITH ANIMATED GRAPHICAL USER INTERFACE**

(75) Inventors: **Wade Convay**, Brooklyn, NY (US);
Jordan Fripp, Atlanta, GA (US); **Saulo Rodrigues**, Sao Paulo (BR)

(73) Assignee: **NIKE, Inc.**, Beaverton, OR (US)

(**) Term: **14 Years**

(21) Appl. No.: **29/430,229**

(22) Filed: **Aug. 22, 2012**

(51) **LOC (9) Cl.** **14-04**

(52) **U.S. Cl.**
USPC **D14/485**; D14/492

(58) **Field of Classification Search**
USPC D14/485-495; 715/700-867
See application file for complete search history.

(56) **References Cited**

U.S. PATENT DOCUMENTS

4,267,728	A	5/1981	Manley	
D316,119	S	4/1991	McDermott	
5,474,087	A *	12/1995	Nashner	600/595
D375,013	S	10/1996	Wong	
D399,837	S	10/1998	Garguilo	
D402,645	S	12/1998	Garguilo	
6,144,385	A	11/2000	Girard	
D436,599	S	1/2001	Greene	
D437,859	S	2/2001	Alvarez	
6,331,893	B1 *	12/2001	Brown et al.	356/601
D461,205	S	8/2002	Murray	
D471,225	S	3/2003	Gray	
6,669,563	B1 *	12/2003	Kitami et al.	463/36
6,879,945	B1 *	4/2005	Cook	703/2
D509,511	S	9/2005	Hernandez	
D511,527	S	11/2005	Hernandez	
D523,020	S	6/2006	Hernandez	
D590,837	S	4/2009	Dawson	
7,516,416	B2 *	4/2009	Viswanathan et al.	715/781

D597,101	S	7/2009	Chaudhri
D601,159	S	9/2009	Truelove
D604,327	S	11/2009	LaManna
D614,667	S	4/2010	Shieh
D623,194	S	9/2010	Cook
D626,132	S	10/2010	McLaughlin
D638,028	S	5/2011	Cook
D644,242	S	8/2011	Matas
D644,243	S	8/2011	Matas
D664,983	S	8/2012	Moreau
D667,444	S	9/2012	Phelan
D667,450	S	9/2012	Eby
D668,674	S	10/2012	Suarez

(Continued)

Primary Examiner — Deanna L Fluegeman

(74) *Attorney, Agent, or Firm* — Banner & Witcoff, Ltd.

(57) **CLAIM**


The ornamental design for a display screen with animated graphical user interface, as shown and described.

DESCRIPTION

FIG. 1 is the first image in a sequence for a display screen with animated graphical user interface showing our new design; FIG. 2 is the second image thereof; FIG. 3 is the third image thereof; FIG. 4 is the fourth image thereof; FIG. 5 is the fifth image thereof; FIG. 6 is the sixth image thereof; FIG. 7 is the seventh image thereof; FIG. 8 is the eighth image thereof; and, FIG. 9 is the ninth image thereof.

The appearance of the animated user interface sequentially transitions between the images shown in FIGS. 1-9. The process or period in which one image transitions to another forms no part of the claimed design. The broken line showing of all features in FIG. 9 and the broken line showing of the remainder of the display screen and a handset is for environmental purposes only and forms no part of the claimed design.

1 Claim, 9 Drawing Sheets



US D689,505 S

Page 2

(56)

References Cited

U.S. PATENT DOCUMENTS

D669,722 S * 10/2012 Sass D6/592
D676,060 S 2/2013 Frost

2011/0269600 A1 11/2011 Houle
2012/0251079 A1* 10/2012 Meschter et al. 386/278
2012/0253653 A1* 10/2012 Burroughs et al. 701/300

* cited by examiner




FIG. 1

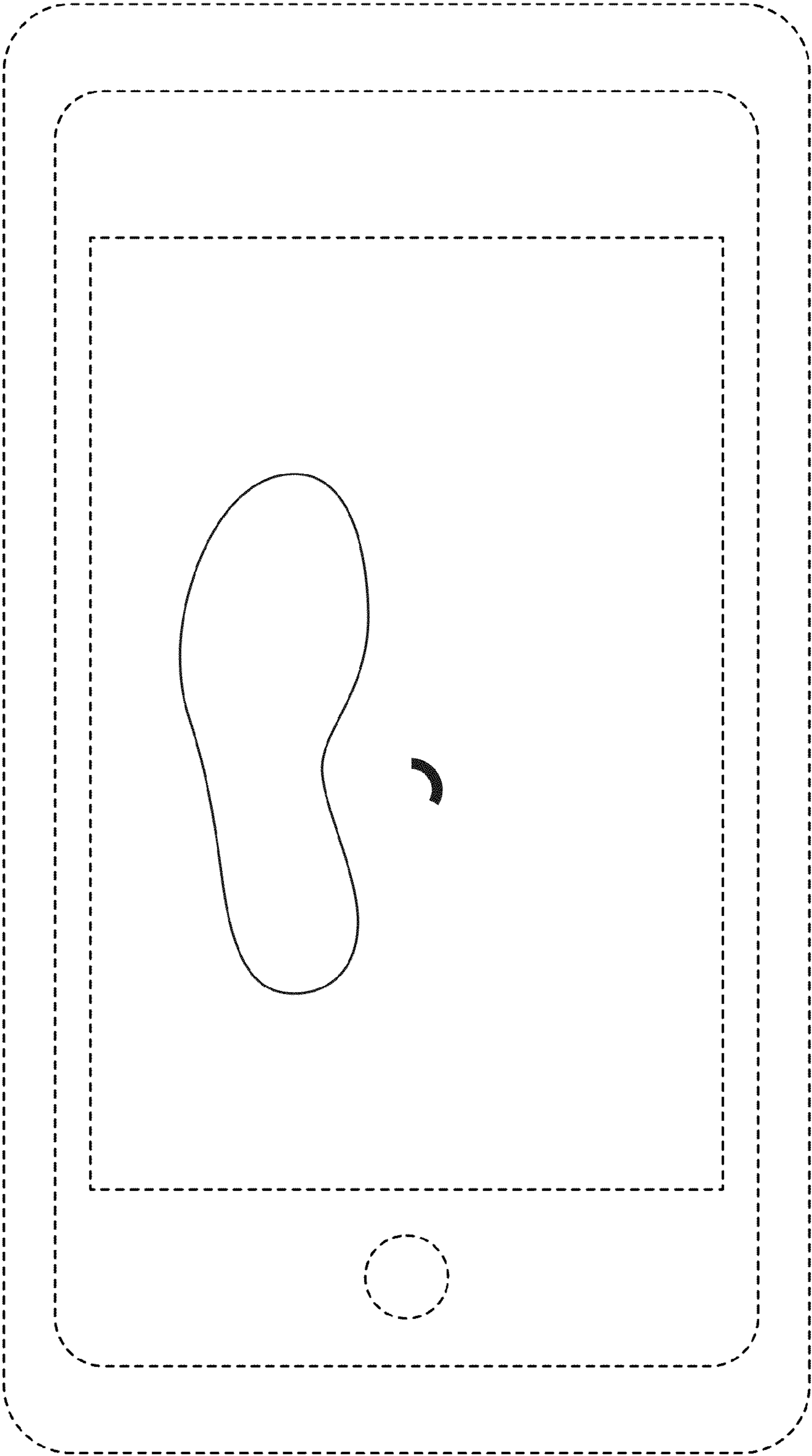


FIG. 2

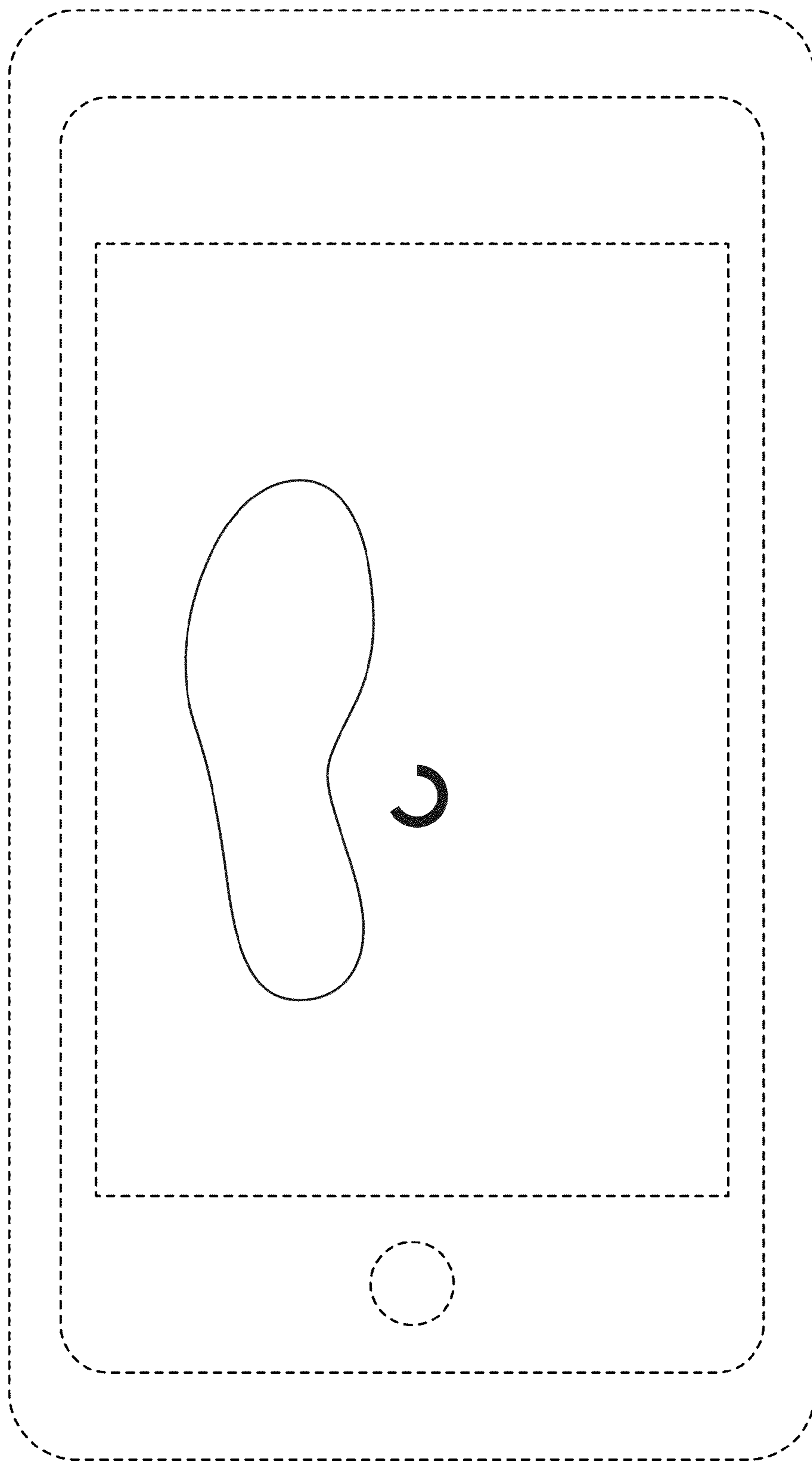


FIG. 3

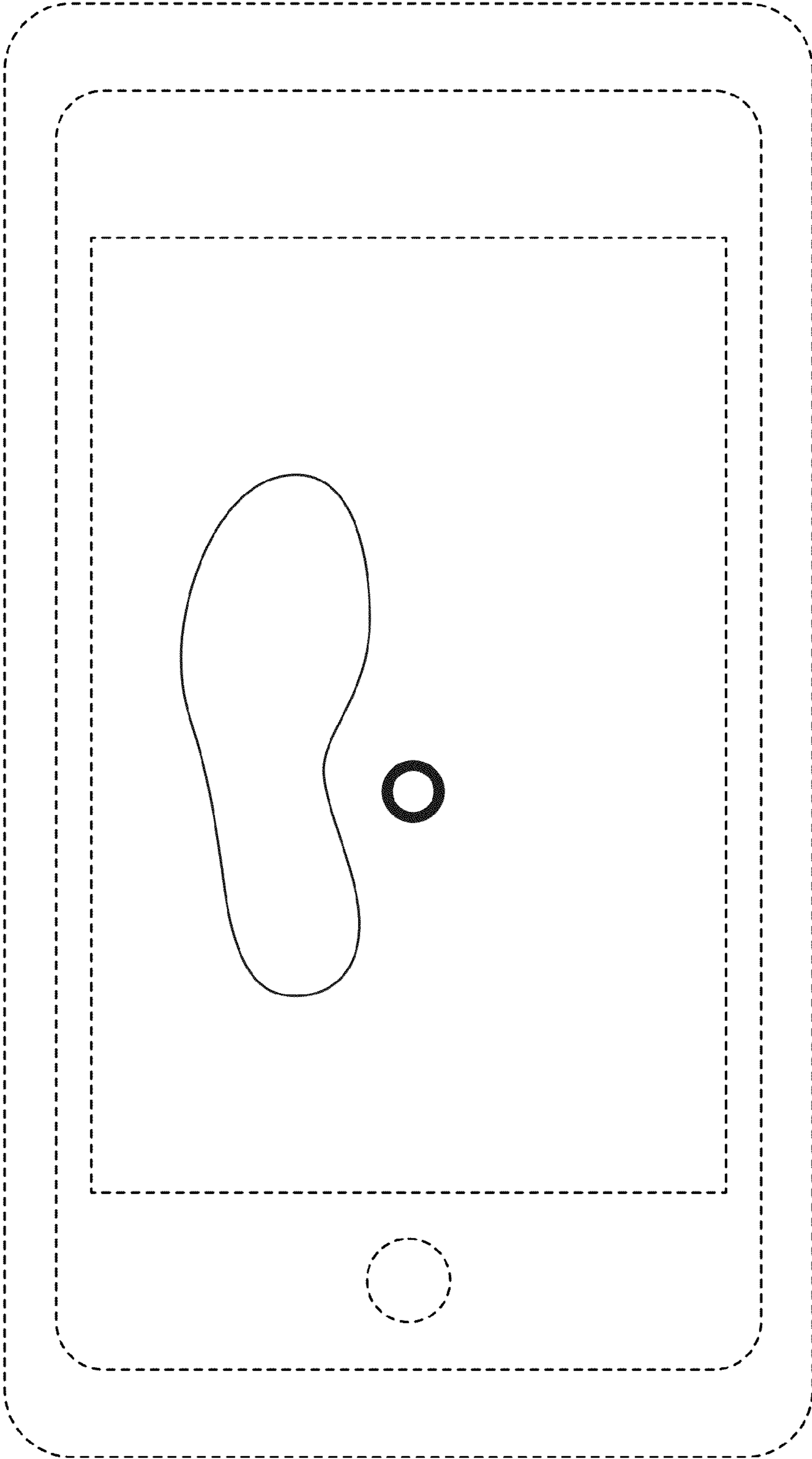


FIG. 4

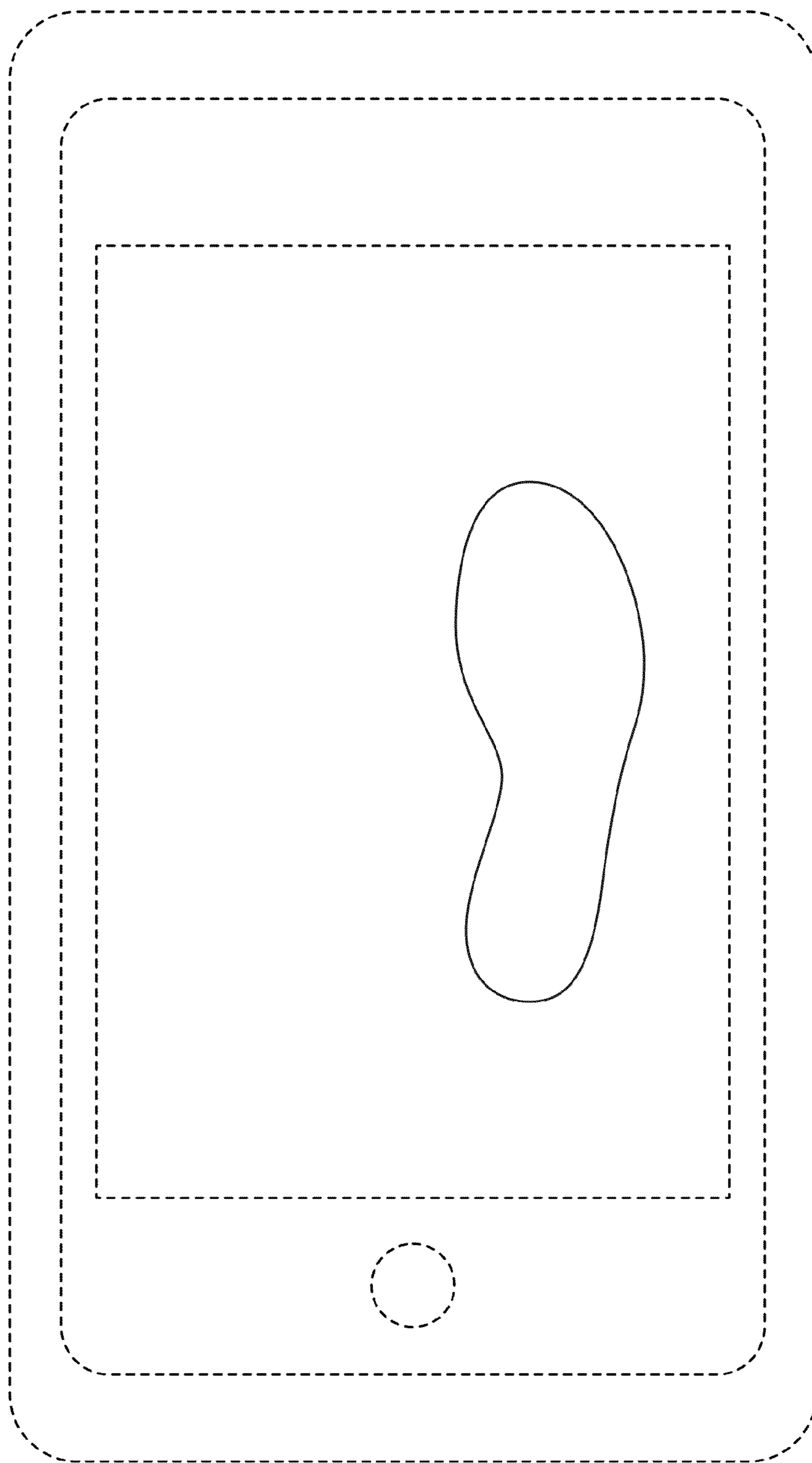


FIG. 5

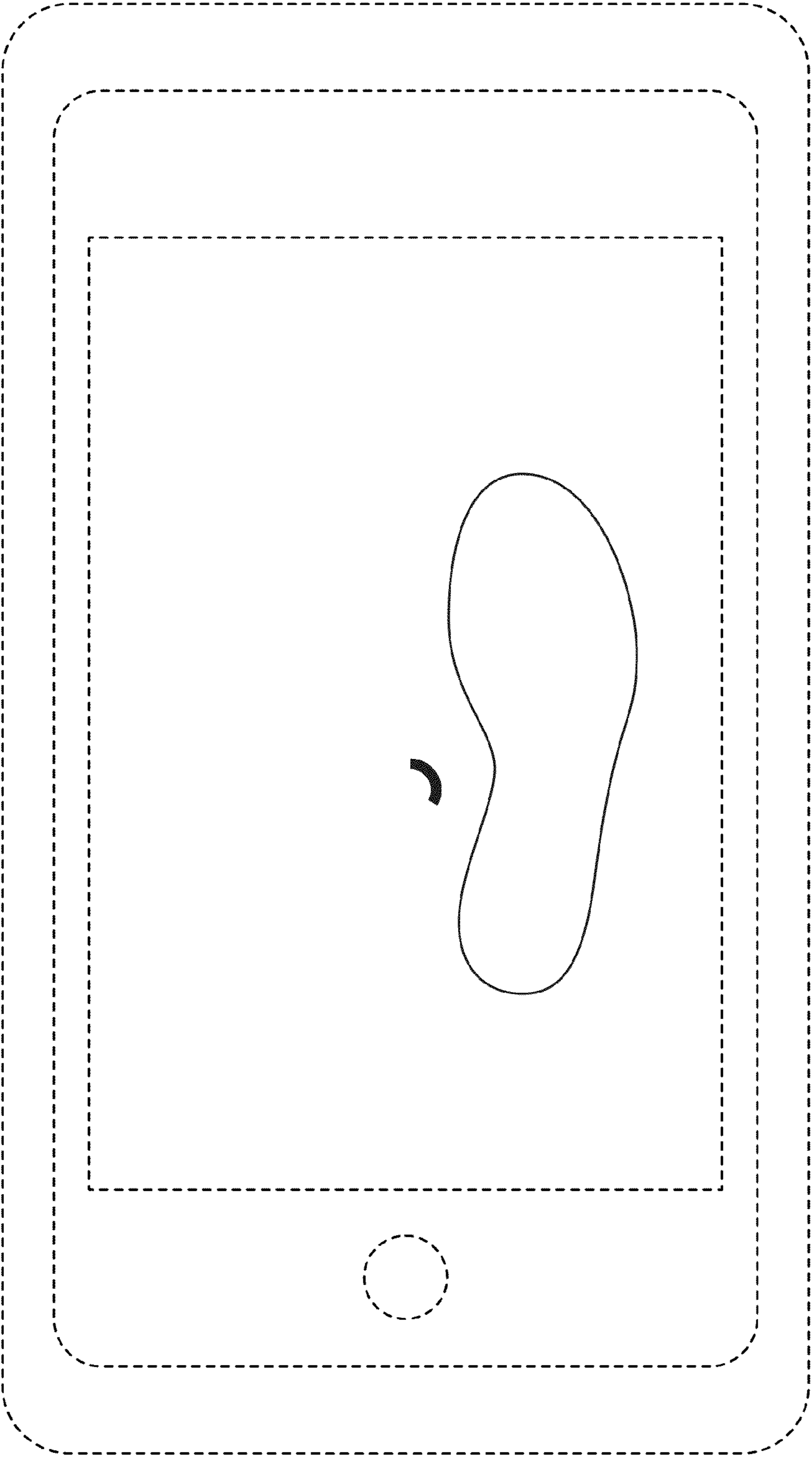


FIG. 6

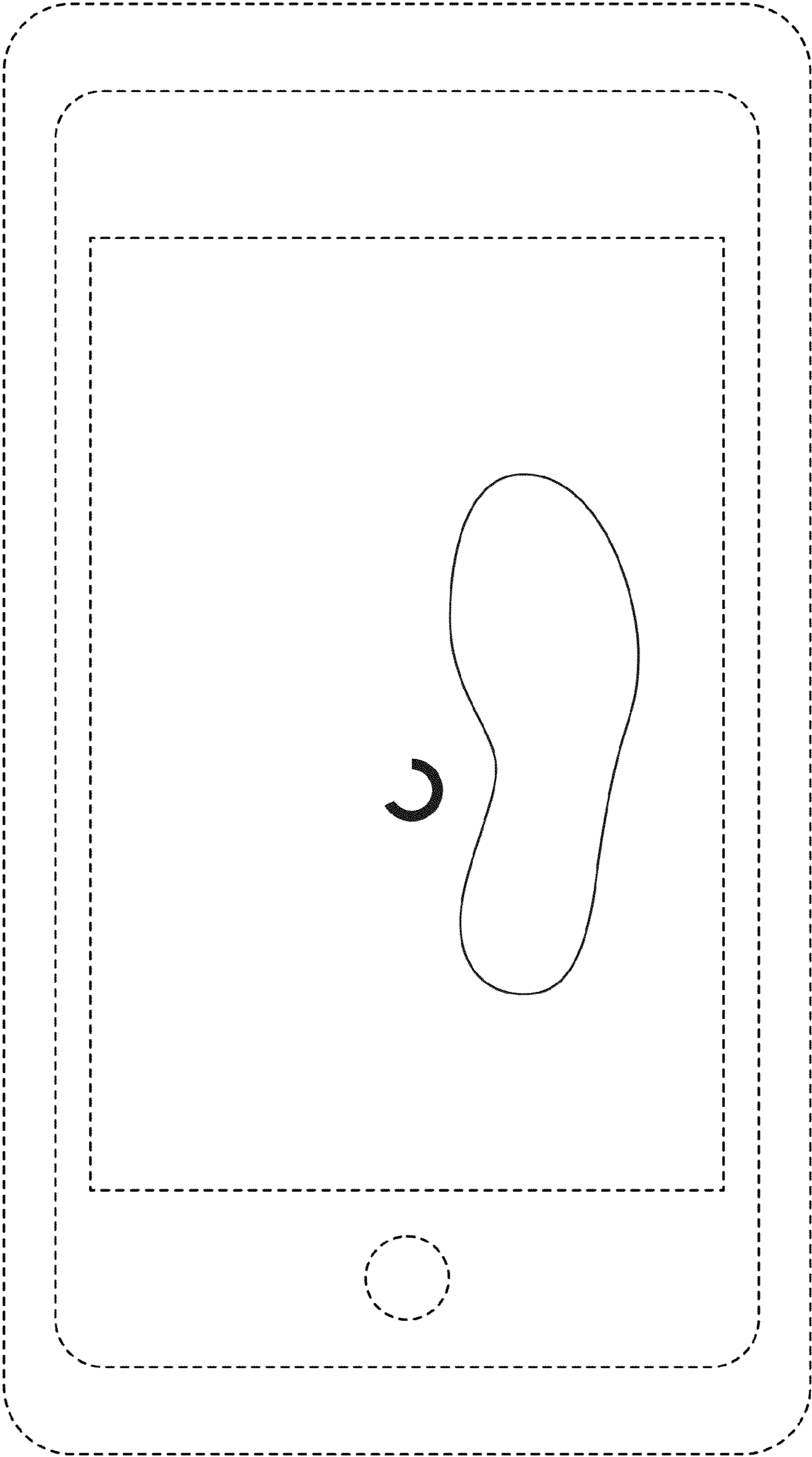


FIG. 7

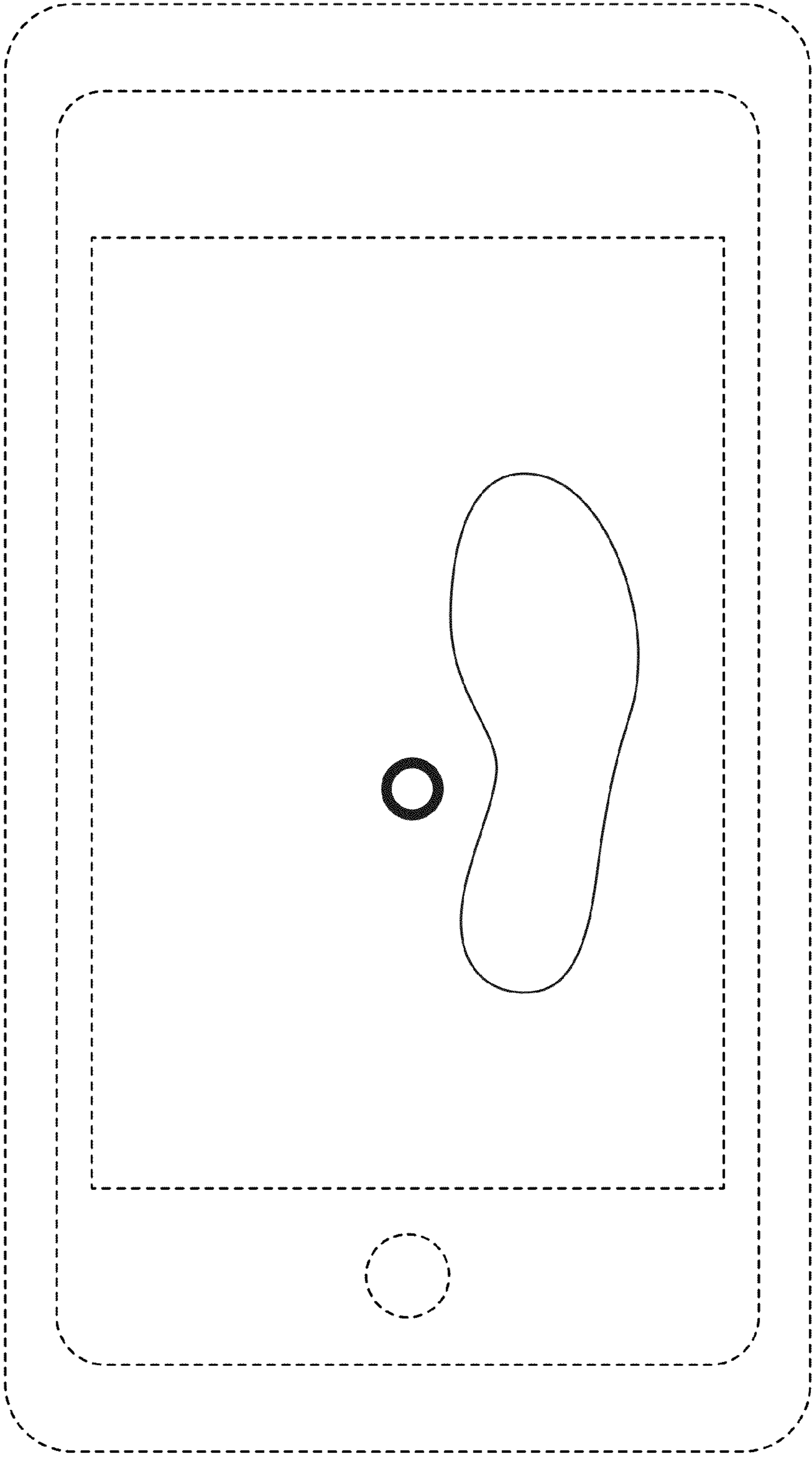


FIG. 8




FIG. 9