



US00D689500S

(12) **United States Design Patent**
Faulk

(10) **Patent No.:** **US D689,500 S**

(45) **Date of Patent:** **** Sep. 10, 2013**

(54) **PROTECTIVE SUPPORT FOR PORTABLE ELECTRONIC DEVICE**

(76) Inventor: **Brett Faulk**, Cypress, TX (US)

(**) Term: **14 Years**

(21) Appl. No.: **29/423,503**

(22) Filed: **Jun. 1, 2012**

(51) **LOC (9) Cl.** **08-07**

(52) **U.S. Cl.**
USPC **D14/447**

(58) **Field of Classification Search**
USPC D14/447, 448, 451, 452, 440, 432, D14/434, 439, 457, 238.1, 217, 251, 252, D14/253, 239; D6/406.3, 406.4, 406.5, 406.6; 361/679.09, 679.26, 679.27, 679.28, 679.29, 361/679.3, 679.55, 679.56; 248/917-924, 248/133, 136, 139, 150, 176.1, 188.6, 288.31
See application file for complete search history.

(56) **References Cited**

U.S. PATENT DOCUMENTS

D508,055 S *	8/2005	Lo	D14/451
D558,772 S *	1/2008	Derry et al.	D14/447
7,384,020 B2 *	6/2008	Hsu	248/146
D575,293 S *	8/2008	Derry et al.	D14/447
D590,833 S *	4/2009	O'Connor	D14/447
D637,187 S *	5/2011	Burns	D14/253

D652,044 S *	1/2012	Pajerski et al.	D14/447
D658,189 S *	4/2012	Zhao et al.	D14/447
D659,147 S *	5/2012	Hu et al.	D14/447
D668,256 S *	10/2012	Matteo	D14/447
D669,482 S *	10/2012	Hu et al.	D14/447
D672,782 S *	12/2012	Gross	D14/447
2007/0159784 A1 *	7/2007	Chen et al.	361/683

* cited by examiner

Primary Examiner — Angela J Lee

(74) *Attorney, Agent, or Firm* — Szarzynski PLLC; Jonathan Szarzynski

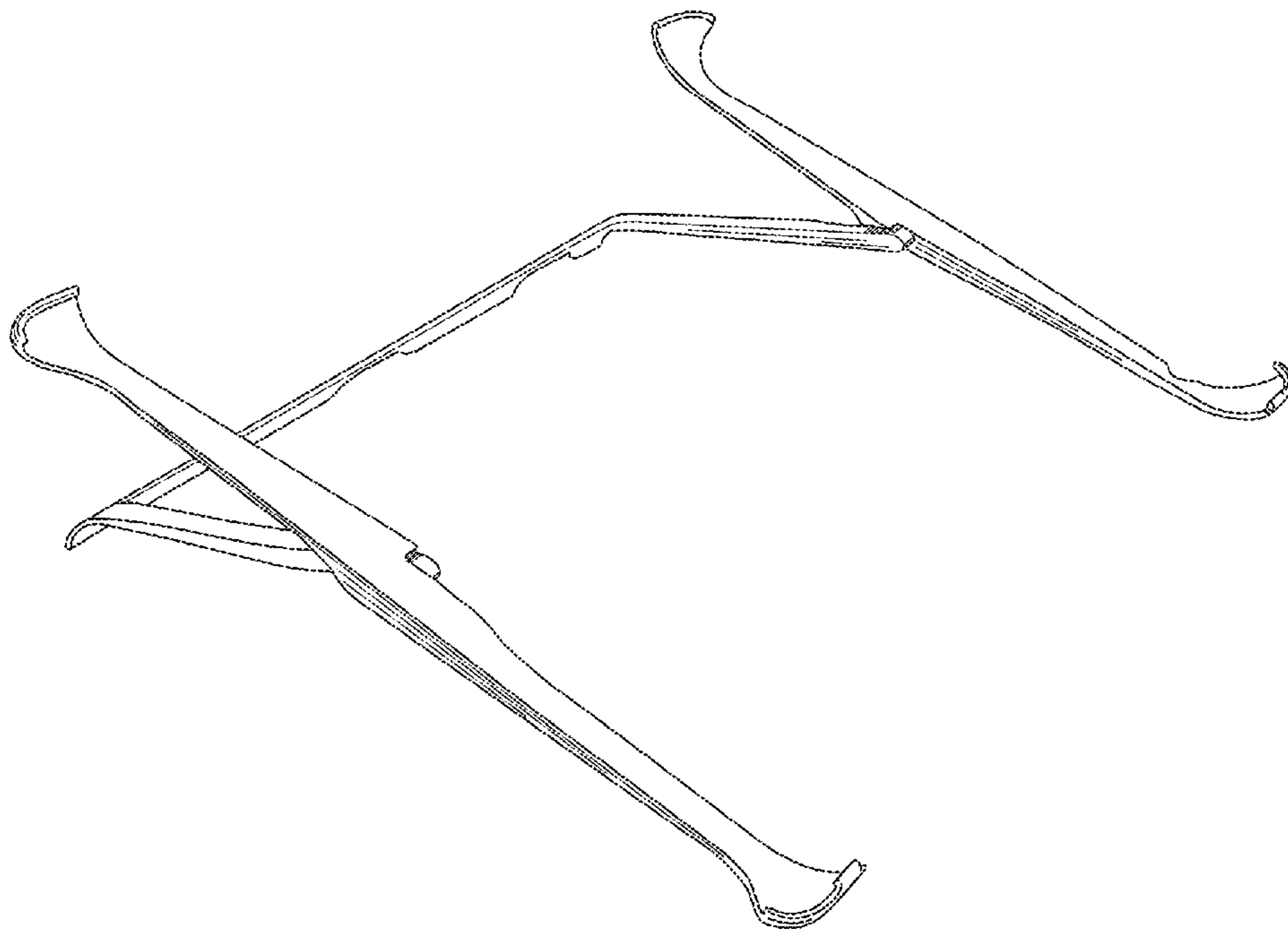
(57) **CLAIM**

The ornamental design for a protective support for portable electronic device, as shown and described.

DESCRIPTION

FIG. 1 is a perspective view of a protective support for portable electronic device;
FIG. 2 is a left side view thereof, but with the protective support for portable electronic device shown in an alternate supporting position;
FIG. 3 is a right side view thereof shown in the supporting position shown in FIG. 1;
FIG. 4 is a rear view of the protective support for portable electronic device shown in an alternate position;
FIG. 5 is a right side view thereof;
FIG. 6 is a bottom view thereof; and,
FIG. 7 is a top view thereof.

1 Claim, 6 Drawing Sheets



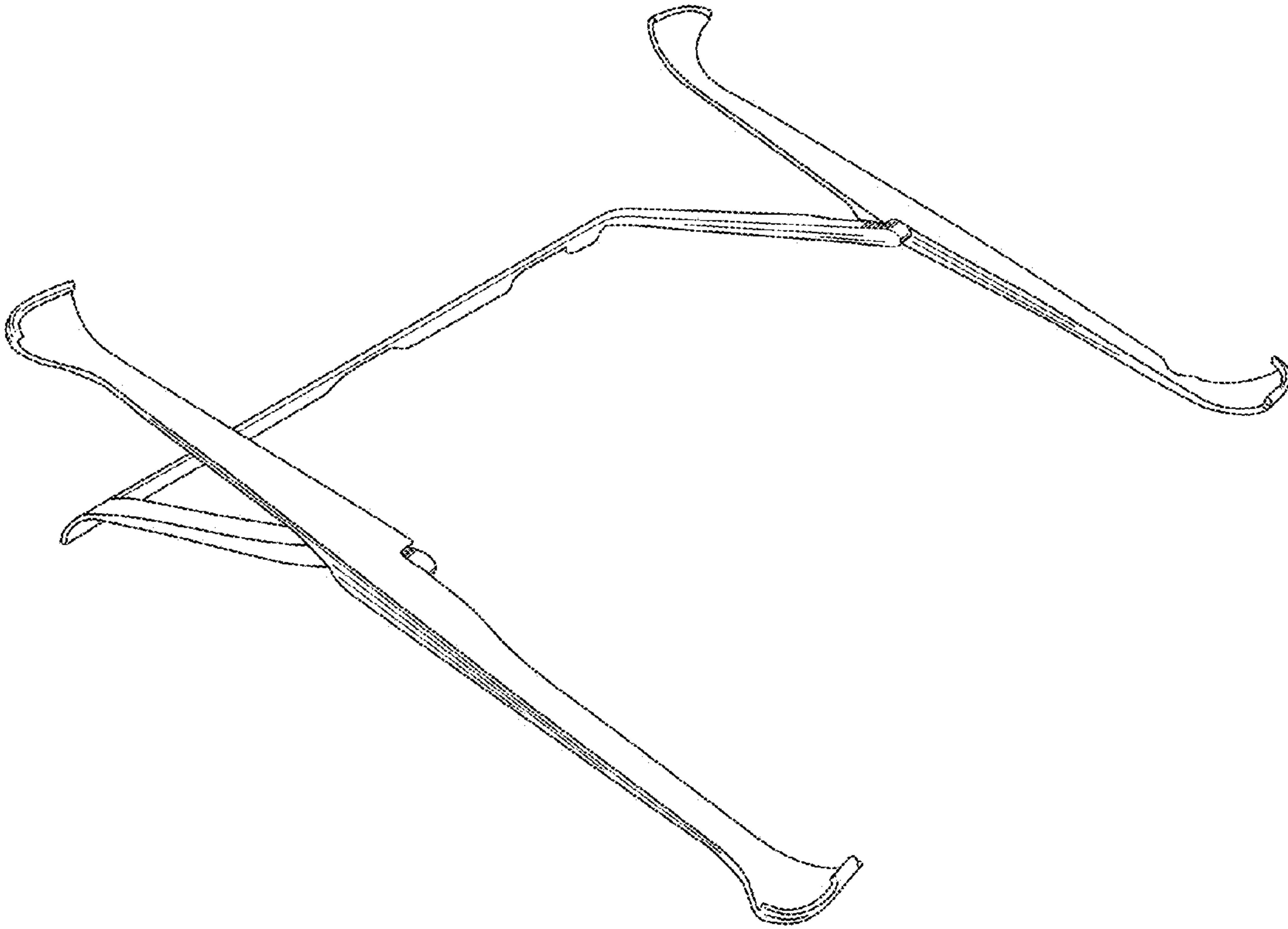


fig 1

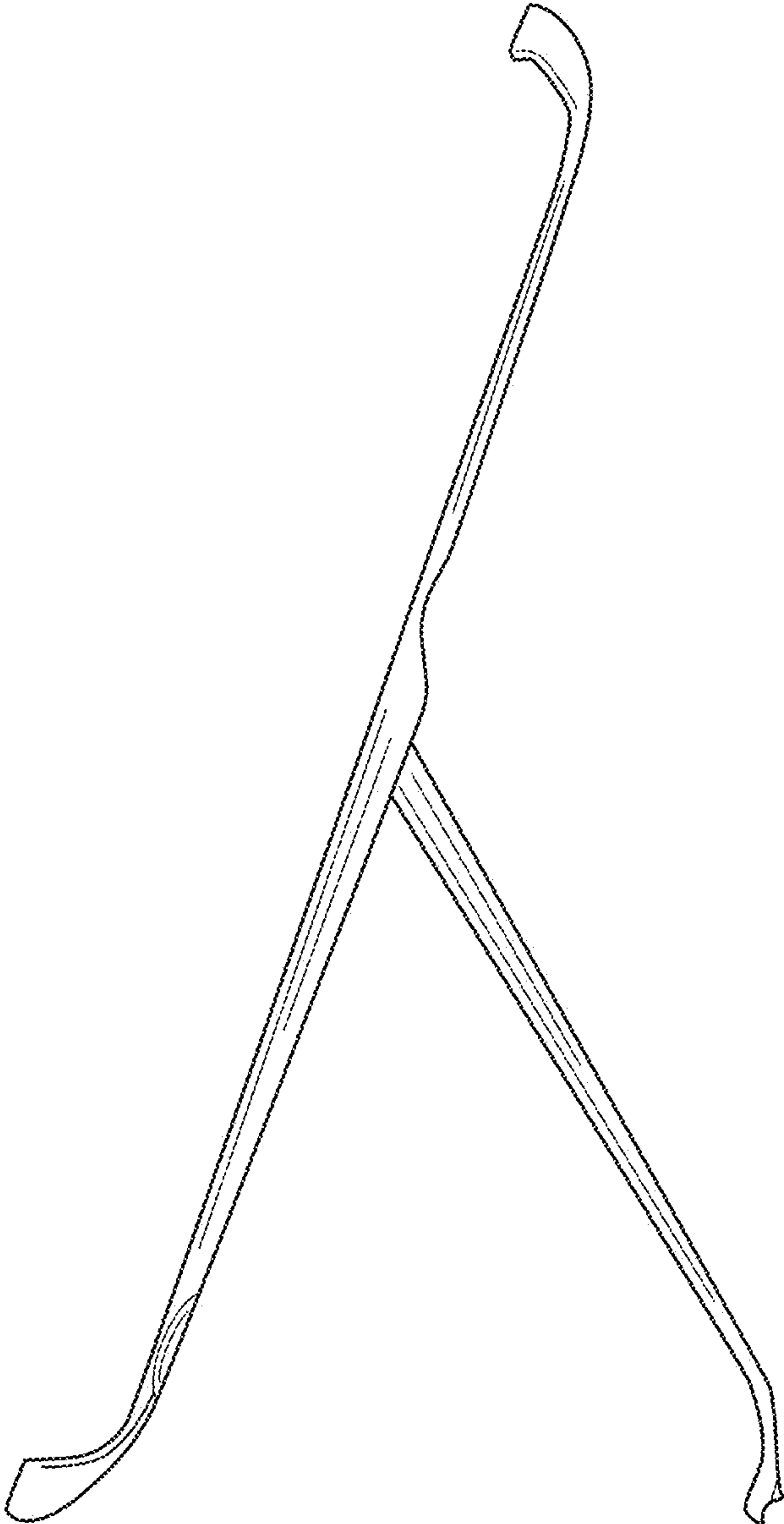


fig 2

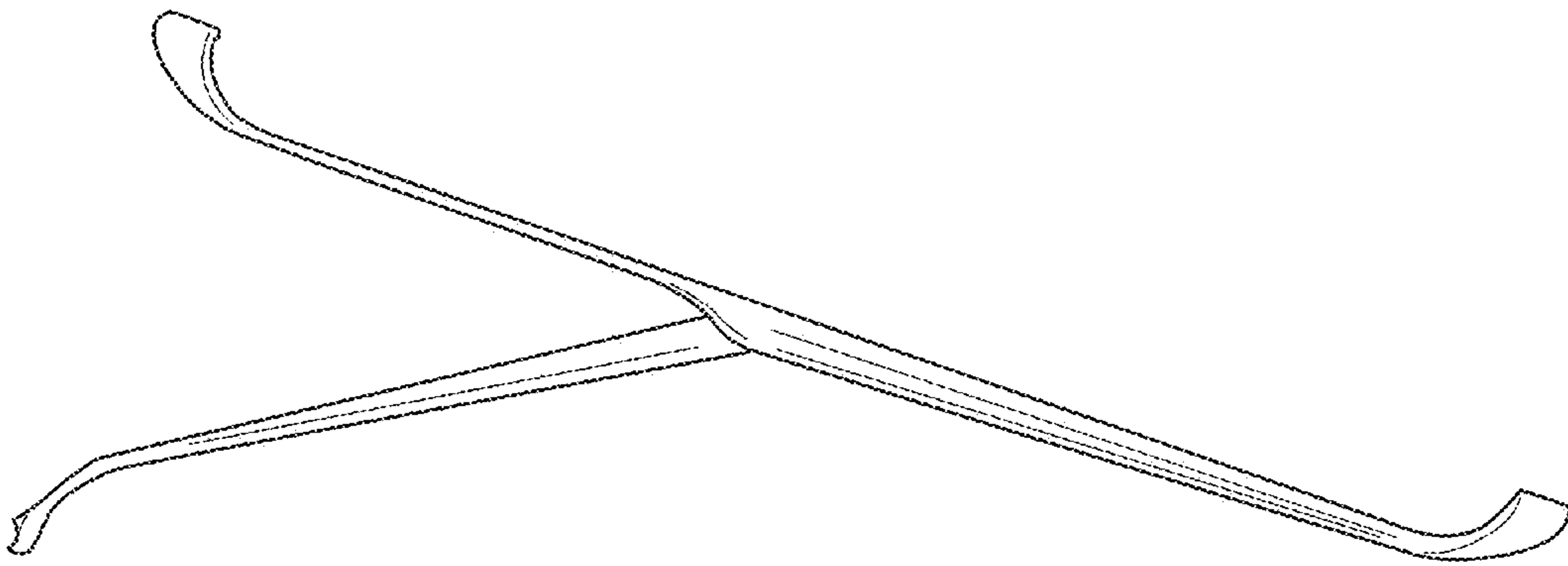


fig 3

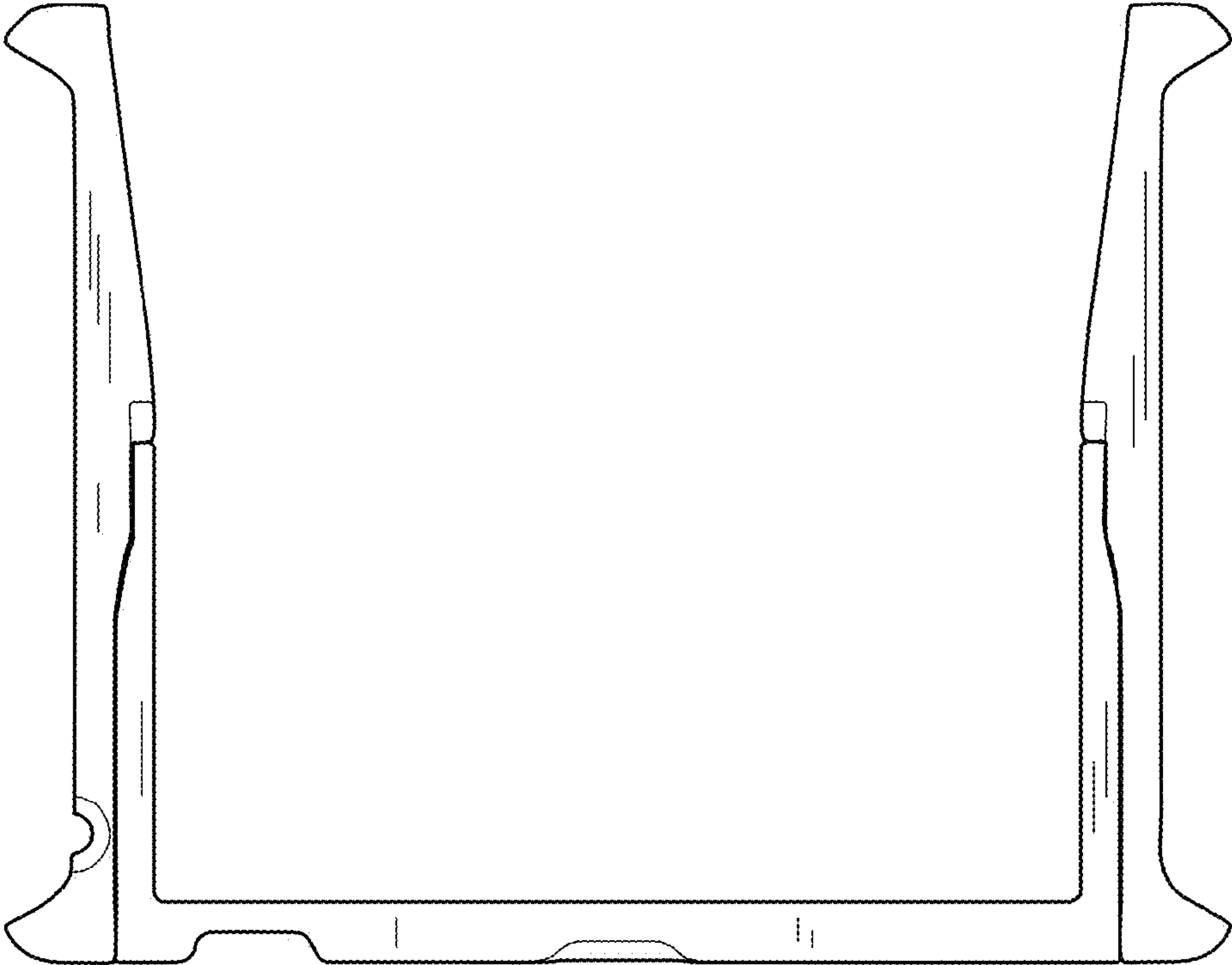


fig 4




fig 5



fig 6

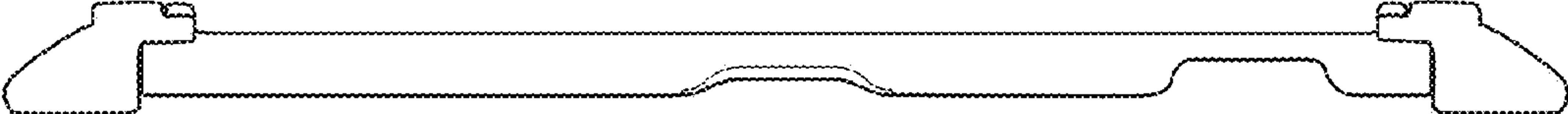


fig 7