



US00D689494S

(12) **United States Design Patent**
Widiaman et al.

(10) **Patent No.:** **US D689,494 S**

(45) **Date of Patent:** **** Sep. 10, 2013**

(54) **MOUSE**

(71) Applicant: **Hewlett-Packard Development Company, L.P.**, Houston, TX (US)

(72) Inventors: **Rudy Widiaman**, The Woodlands, TX (US); **Ilchan Lee**, Houston, TX (US); **Kevin L. Massaro**, Houston, TX (US)

(73) Assignee: **Hewlett-Packard Development Company, L.P.**, Houston, TX (US)

(**) Term: **14 Years**

(21) Appl. No.: **29/440,734**

(22) Filed: **Dec. 26, 2012**

(51) **LOC (9) Cl.** **14-02**

(52) **U.S. Cl.**
USPC **D14/408**

(58) **Field of Classification Search**
USPC D14/402–411, 356, 388, 389, 383–385,
D14/417, 426; 345/156–167; 463/36–38;
358/471, 473; 273/148 B
See application file for complete search history.

(56) **References Cited**

U.S. PATENT DOCUMENTS

D491,184 S *	6/2004	Shimizu	D14/402
D513,259 S *	12/2005	Chen	D14/408
D580,938 S *	11/2008	Simonian et al.	D14/402
D621,838 S *	8/2010	Hoehn et al.	D14/408
D622,725 S *	8/2010	Reed et al.	D14/408
D624,917 S *	10/2010	Andre et al.	D14/408
D629,804 S *	12/2010	Hoehn et al.	D14/408

D630,218 S *	1/2011	Kujawski et al.	D14/408
D635,572 S *	4/2011	Kujawski et al.	D14/408
D638,839 S *	5/2011	Tzeng	D14/408
D648,724 S *	11/2011	Andre et al.	D14/408
D651,604 S *	1/2012	Fischer	D14/408
D657,359 S *	4/2012	Kujawski et al.	D14/402
D657,360 S *	4/2012	Kujawski et al.	D14/402
D658,650 S *	5/2012	Kujawski et al.	D14/402
D667,009 S *	9/2012	Kujawski et al.	D14/408
D676,849 S *	2/2013	Kujawski et al.	D14/408

* cited by examiner

Primary Examiner — Austin Murphy

(57) **CLAIM**

We claim the ornamental design for a mouse, as shown and described.

DESCRIPTION

FIG. 1 is a front perspective view of a mouse showing our new design;
FIG. 2 is a rear perspective view thereof;
FIG. 3 is a top view thereof;
FIG. 4 is a bottom view thereof;
FIG. 5 is a left side view thereof;
FIG. 6 is a right side view thereof;
FIG. 7 is a front view thereof; and,
FIG. 8 is a rear view thereof.

The broken lines in the drawings are for illustrative purposes only and form no part of the claimed design. The short dash long dash lines are boundary lines and form no part of the claimed design.

1 Claim, 5 Drawing Sheets


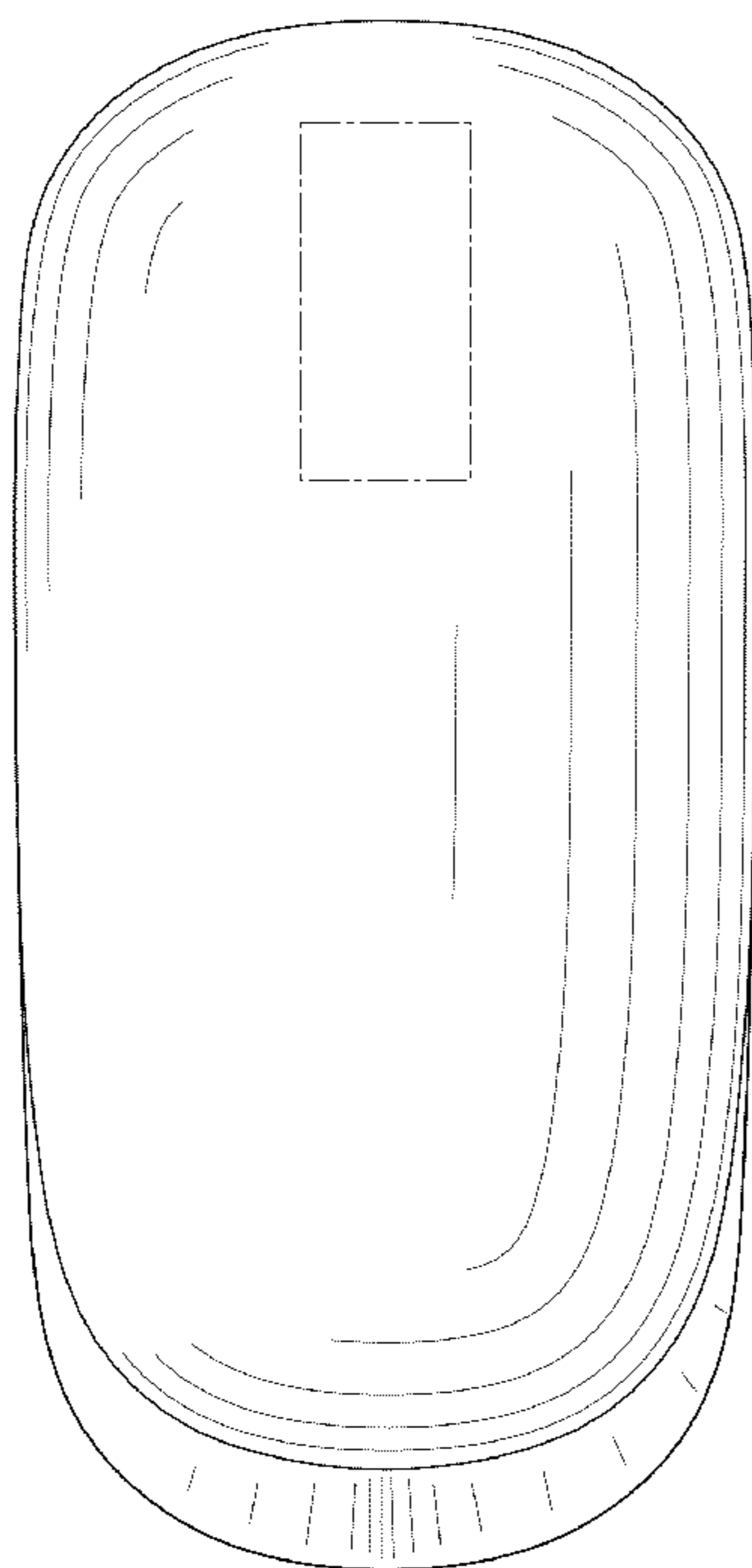




FIG. 1



FIG. 2



FIG. 3

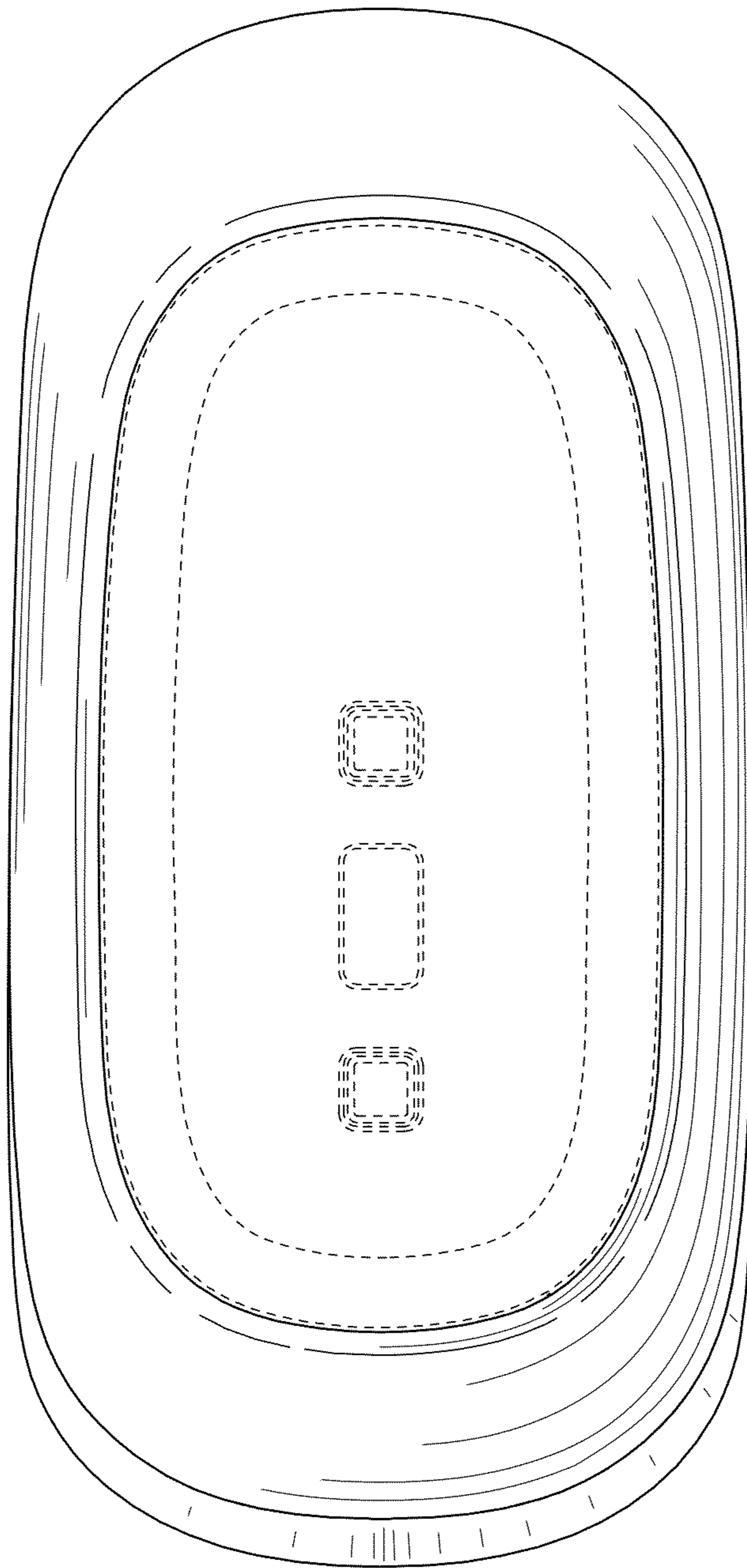


FIG. 4




FIG. 5




FIG. 6

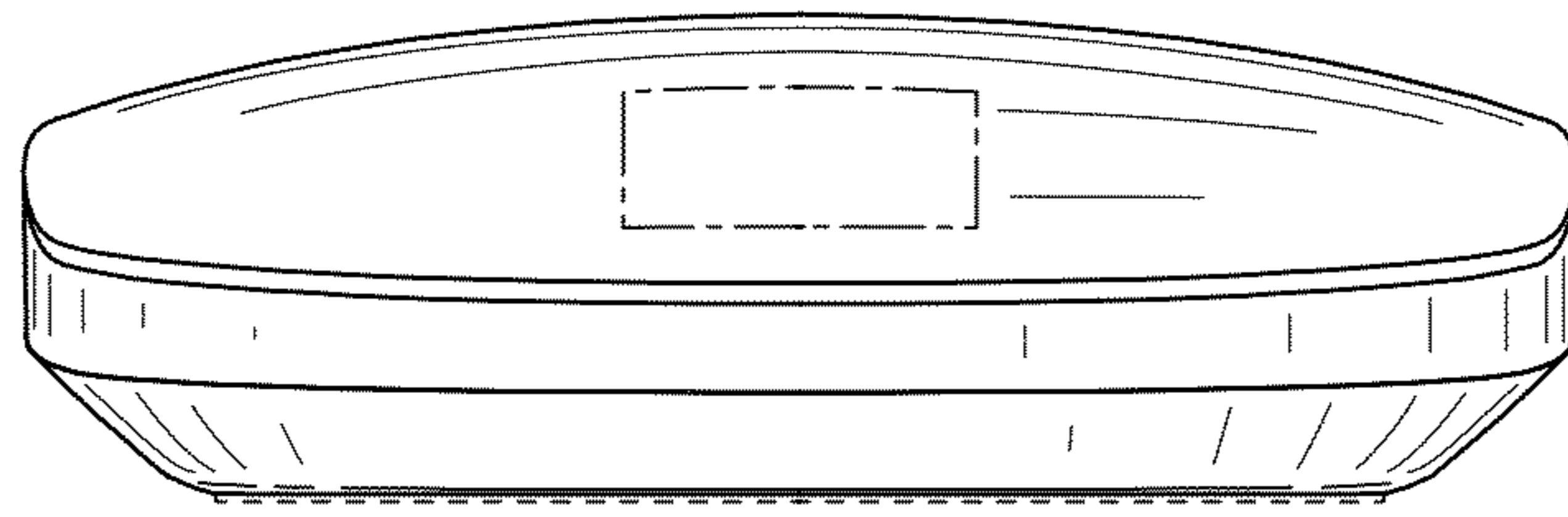


FIG. 7

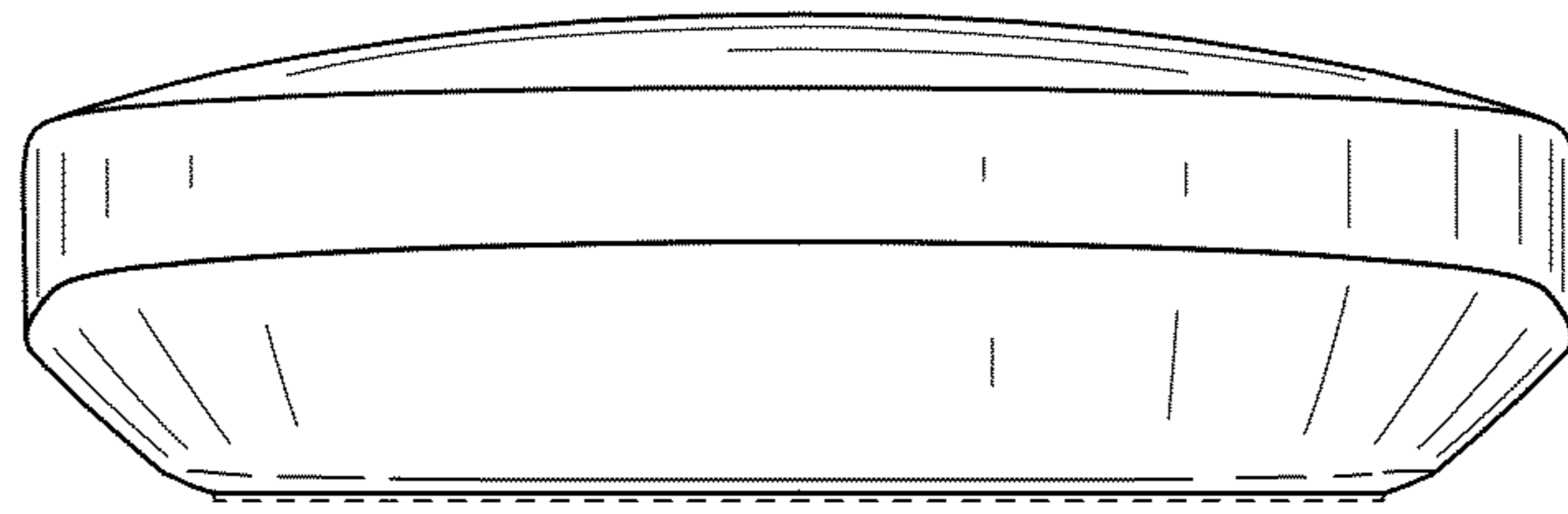


FIG. 8