



US00D689449S

(12) **United States Design Patent**
Kimura et al.

(10) **Patent No.:** **US D689,449 S**

(45) **Date of Patent:** **** Sep. 10, 2013**

(54) **LIGHT EMITTING DIODE**

(75) Inventors: **Mitsunobu Kimura**, Osaka (JP);
Tsukasa Doi, Osaka (JP); **Yufeng Weng**,
Osaka (JP)

(73) Assignee: **Sharp Kabushiki Kaisha**, Osaka (JP)

(**) Term: **14 Years**

(21) Appl. No.: **29/421,406**

(22) Filed: **Jul. 19, 2012**

(30) **Foreign Application Priority Data**

Jan. 20, 2012 (JP) 2012-000990

(51) **LOC (9) Cl.** **13-03**

(52) **U.S. Cl.**
USPC **D13/180**

(58) **Field of Classification Search**
USPC D13/180; D26/1; 257/79, 80, 81,
257/88, 89, 95, 98, 99, 100, E33.058; 313/483,
313/498, 500; 362/555, 800
See application file for complete search history.

(56) **References Cited**

U.S. PATENT DOCUMENTS

4,214,251 A * 7/1980 Schairer 257/99
D534,134 S * 12/2006 Lai D13/182
7,429,755 B2 * 9/2008 Hsu 257/81
D578,536 S * 10/2008 Lei et al. D14/435

D619,976 S * 7/2010 Liu et al. D13/180
D627,747 S * 11/2010 Chu et al. D13/180
D648,287 S * 11/2011 Hsu et al. D13/180
D656,908 S * 4/2012 Hsu et al. D13/180
D668,232 S * 10/2012 Shen et al. D13/180
2005/0052878 A1 * 3/2005 Yamada et al. 362/460
2005/0224823 A1 * 10/2005 Zhao et al. 257/91
2010/0133581 A1 * 6/2010 Shi 257/99
2011/0121329 A1 * 5/2011 Chen et al. 257/91

* cited by examiner

Primary Examiner — Selina Sikder

(74) *Attorney, Agent, or Firm* — Nixon & Vanderhye, P.C.

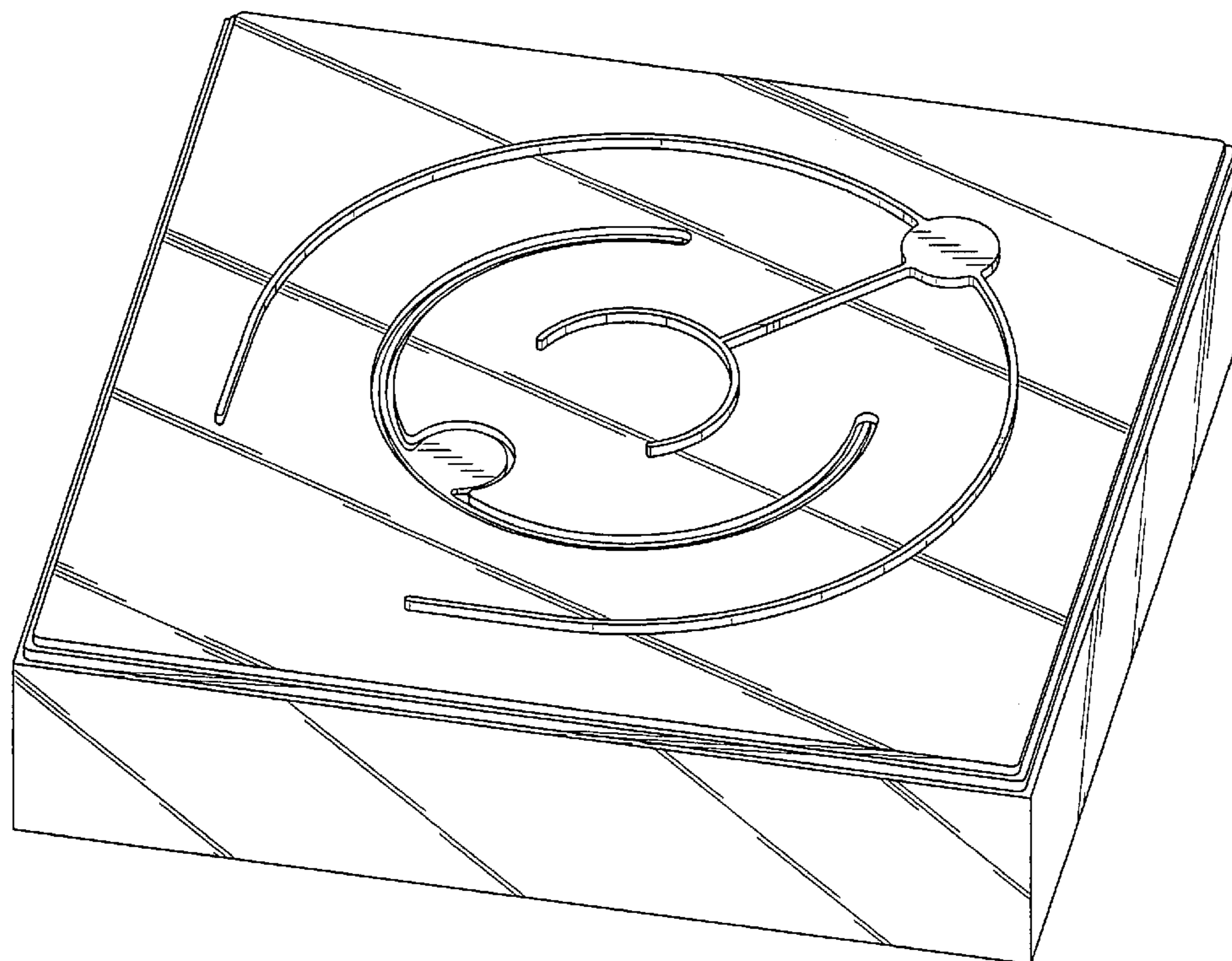
(57) **CLAIM**

The ornamental design for “light emitting diode,” as shown and described.

DESCRIPTION

FIG. 1 is a top, right, front perspective view of a light emitting diode in accordance with our new design;
FIG. 2 is a front elevational view thereof;
FIG. 3 is a rear elevational view thereof;
FIG. 4 is a right-side elevational view thereof;
FIG. 5 is a left-side elevational view thereof;
FIG. 6 is a top plan view thereof;
FIG. 7 is a bottom plan view thereof; and,
FIG. 8 is a section taken along the line 8-8 of FIG. 6 (internal structure omitted).

1 Claim, 6 Drawing Sheets



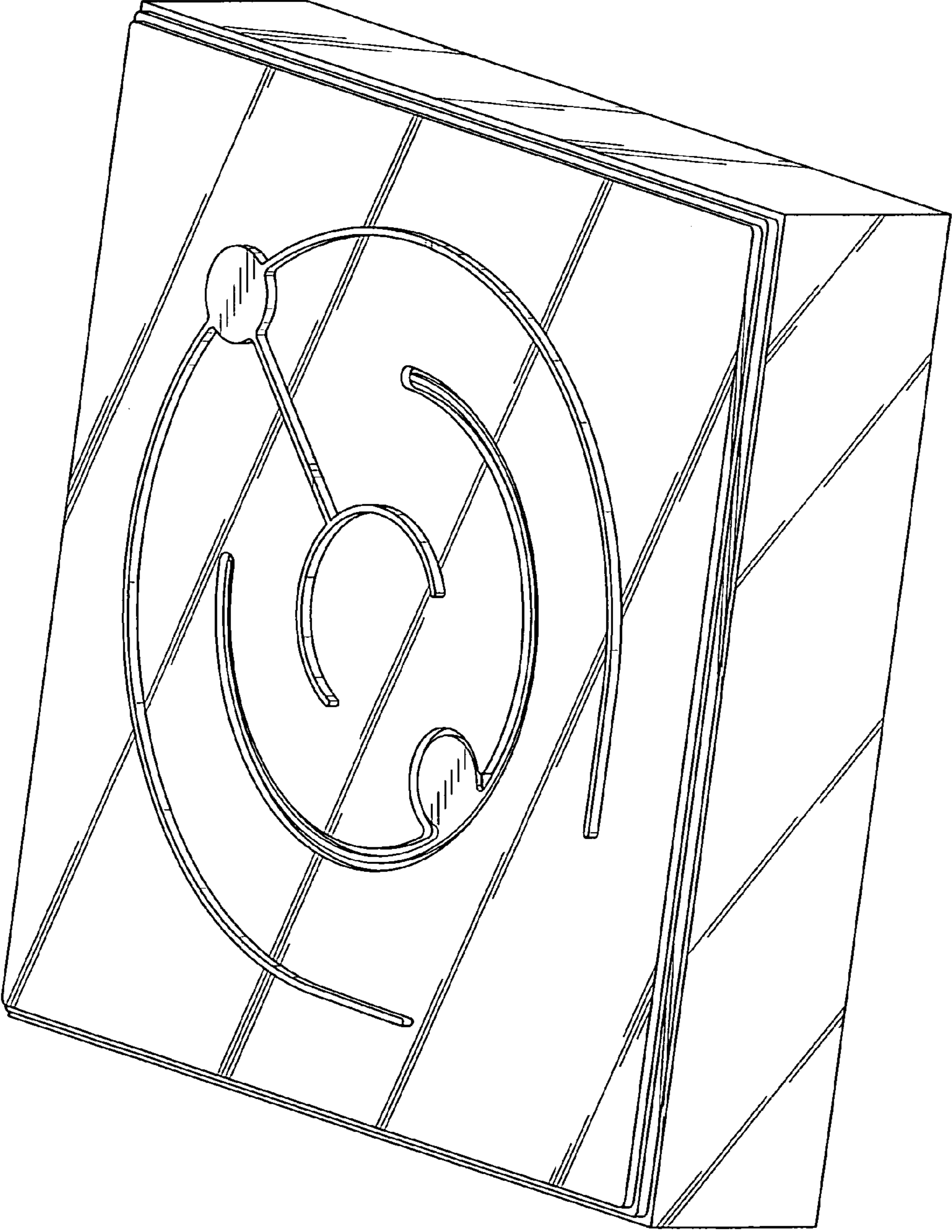


FIG. 1

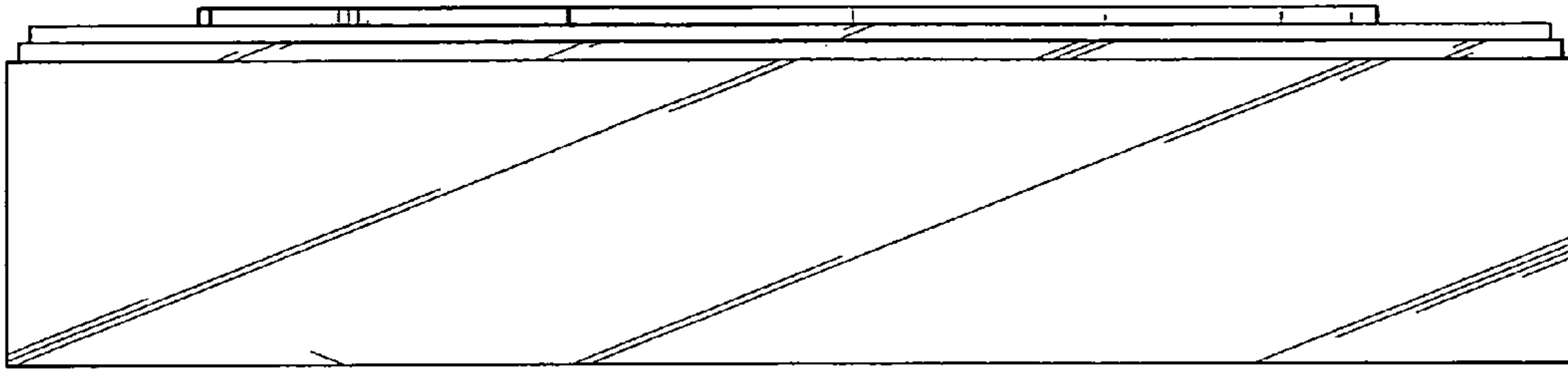


FIG. 2

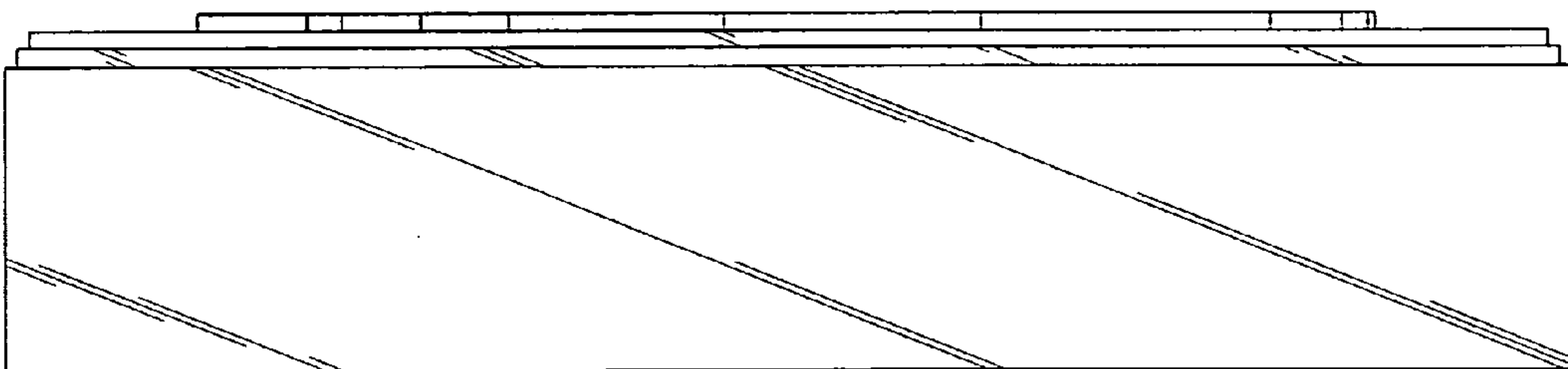


FIG. 3

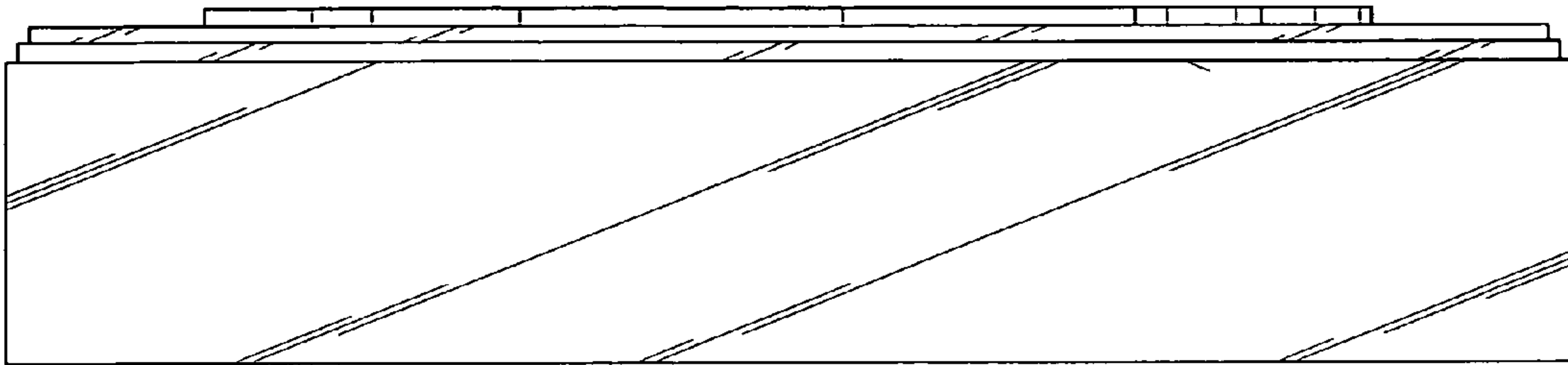


FIG. 4

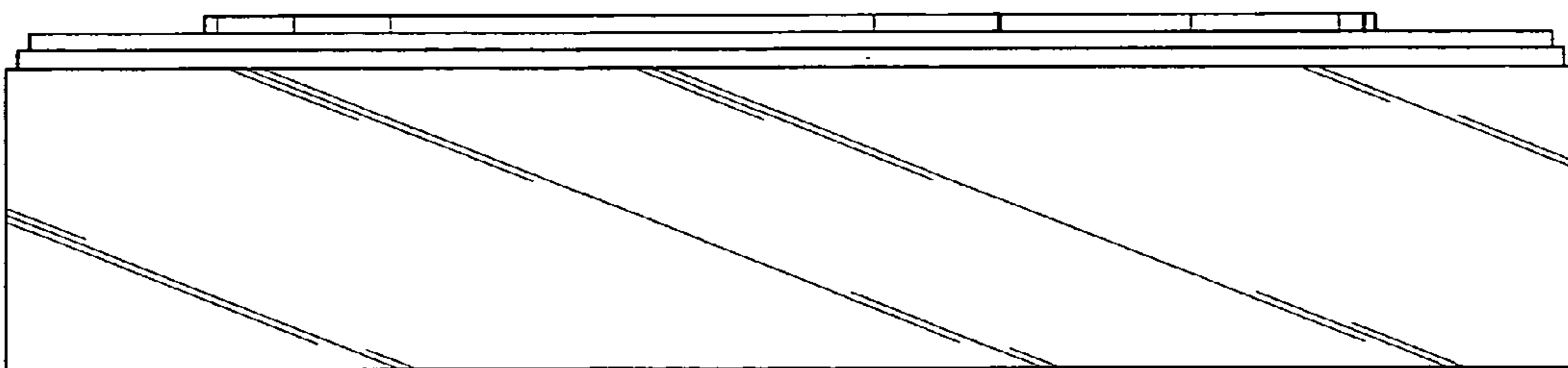


FIG. 5

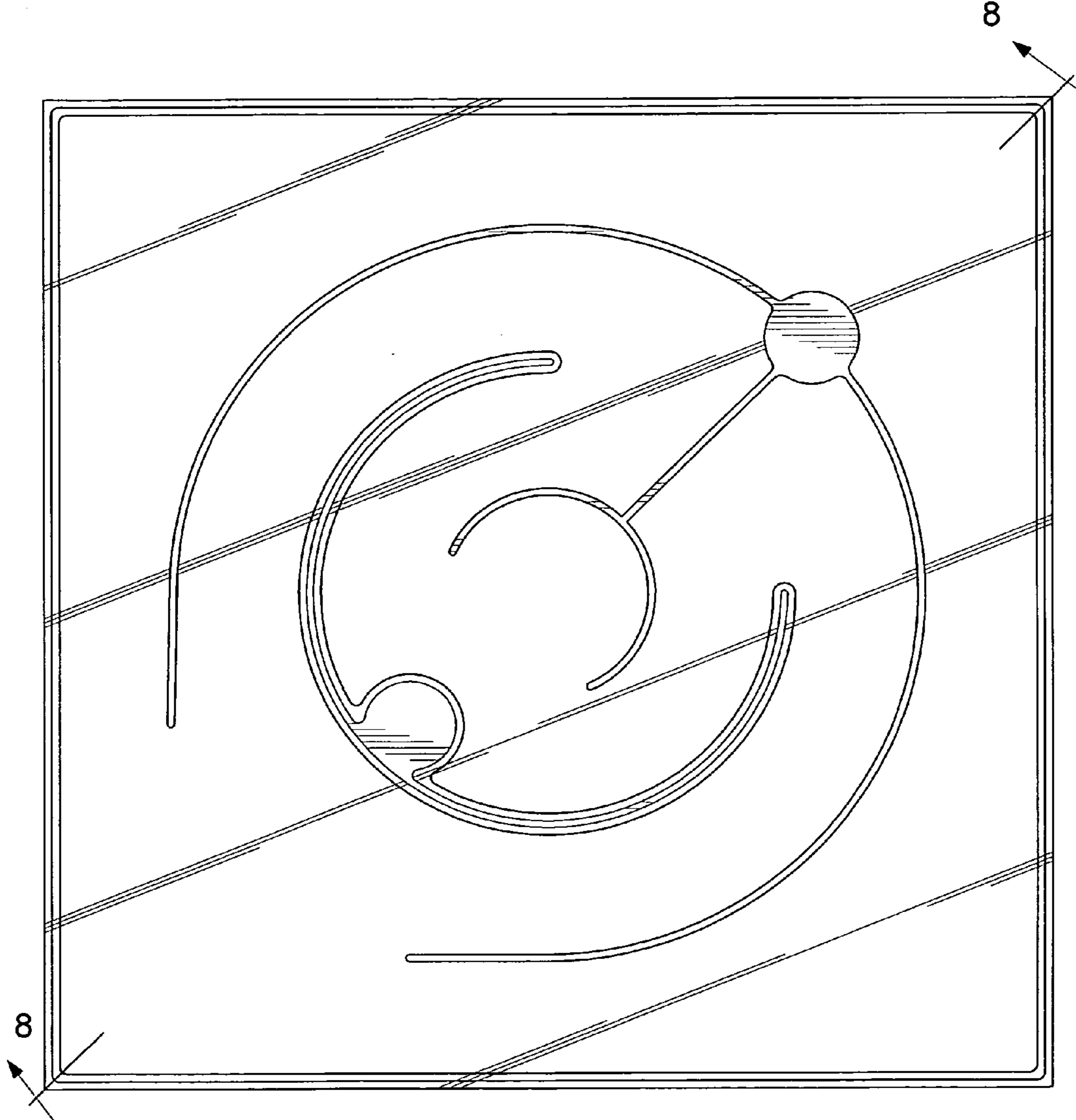


FIG. 6




FIG. 7

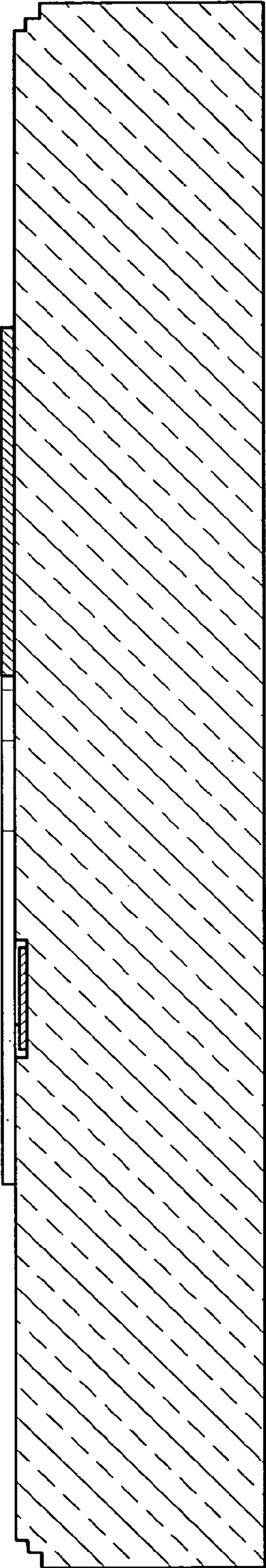


FIG. 8