



US00D689444S

(12) **United States Design Patent**
Yu et al.

(10) **Patent No.:** **US D689,444 S**
(45) **Date of Patent:** **** Sep. 10, 2013**

(54) **KEYLESS ENTRY REMOTE**
(71) Applicant: **Chi Mei Communication Systems, Inc.,** New Taipei (TW)
(72) Inventors: **Tzu-Cheng Yu,** Santa Clara, CA (US); **Ching-Chang Ni,** New Taipei (TW); **Hong-Xiu Luo,** Shenzhen (CN); **Hu-Yi Dai,** Shenzhen (CN); **Ying-Chen Cheng,** New Taipei (TW)
(73) Assignee: **Chi Mei Communication Systems, Inc.,** New Taipei (TW)
(**) Term: **14 Years**

(21) Appl. No.: **29/440,665**

(22) Filed: **Dec. 25, 2012**

(30) **Foreign Application Priority Data**

Nov. 8, 2012 (CN) 2012 3 0541276

(51) **LOC (9) Cl.** **14-03**

(52) **U.S. Cl.**
USPC **D13/168**

(58) **Field of Classification Search**
USPC D13/168; D10/104.1, 106.1; D3/207, D3/208; D8/347; 200/302.2; 307/10.1; 341/176; 340/4.3, 4.42, 5.61, 5.64, 12.22, 340/12.23, 12.24, 12.29, 12.3, 13.2, 13.21, 340/13.24; 700/17, 65, 83; 701/2
See application file for complete search history.

(56) **References Cited**

U.S. PATENT DOCUMENTS

D377,458 S * 1/1997 Tsui D10/104.1
D400,115 S * 10/1998 Yaron et al. D10/104.1
D405,424 S * 2/1999 Winkler et al. D13/168
D409,578 S * 5/1999 Jones D13/168

7,050,292 B2 * 5/2006 Shimura et al. 361/679.01
D528,990 S * 9/2006 Li D13/168
D548,196 S * 8/2007 Bonnaud D13/168
7,290,419 B2 * 11/2007 Balko et al. 70/456 R
D556,701 S * 12/2007 Nohara et al. D13/168
D558,785 S * 1/2008 Kofford D14/496
D576,960 S * 9/2008 Aldape et al. D13/168
7,463,134 B1 * 12/2008 Stilley 340/5.61
D597,878 S * 8/2009 Aikawa D10/104.1
7,598,462 B2 * 10/2009 Burca et al. 174/564
D638,806 S * 5/2011 Kim et al. D13/168
D639,547 S * 6/2011 Stefanov D3/207
8,072,766 B2 * 12/2011 Shimura et al. 361/752
8,225,633 B2 * 7/2012 Luo et al. 70/456 R
D670,255 S * 11/2012 Clark et al. D13/168
D671,505 S * 11/2012 Clark et al. D13/168
2004/0099430 A1 * 5/2004 Scudder 174/52.3
2008/0087062 A1 * 4/2008 Chen 70/456 R

* cited by examiner

Primary Examiner — Selina Sikder

(74) *Attorney, Agent, or Firm* — Altis Law Group, Inc.

(57) **CLAIM**

The ornamental design for a keyless entry remote, as shown.

DESCRIPTION

This application is related to co-pending U.S. patent application Ser. No. 29/440,664, entitled “Keyless Entry Remote”. Such applications have the same assignee as the present application. The above-identified applications are incorporated herein by reference.

FIG. 1 is a perspective view of a keyless entry remote showing our new design;

FIG. 2 is a front elevational view thereof;

FIG. 3 is a rear elevational view thereof;


FIG. 4 is a left side elevational view thereof;

FIG. 5 is a right side elevational view thereof;

FIG. 6 is a top plan view thereof; and,

FIG. 7 is a bottom plan view thereof.

1 Claim, 7 Drawing Sheets






FIG. 1




FIG. 2

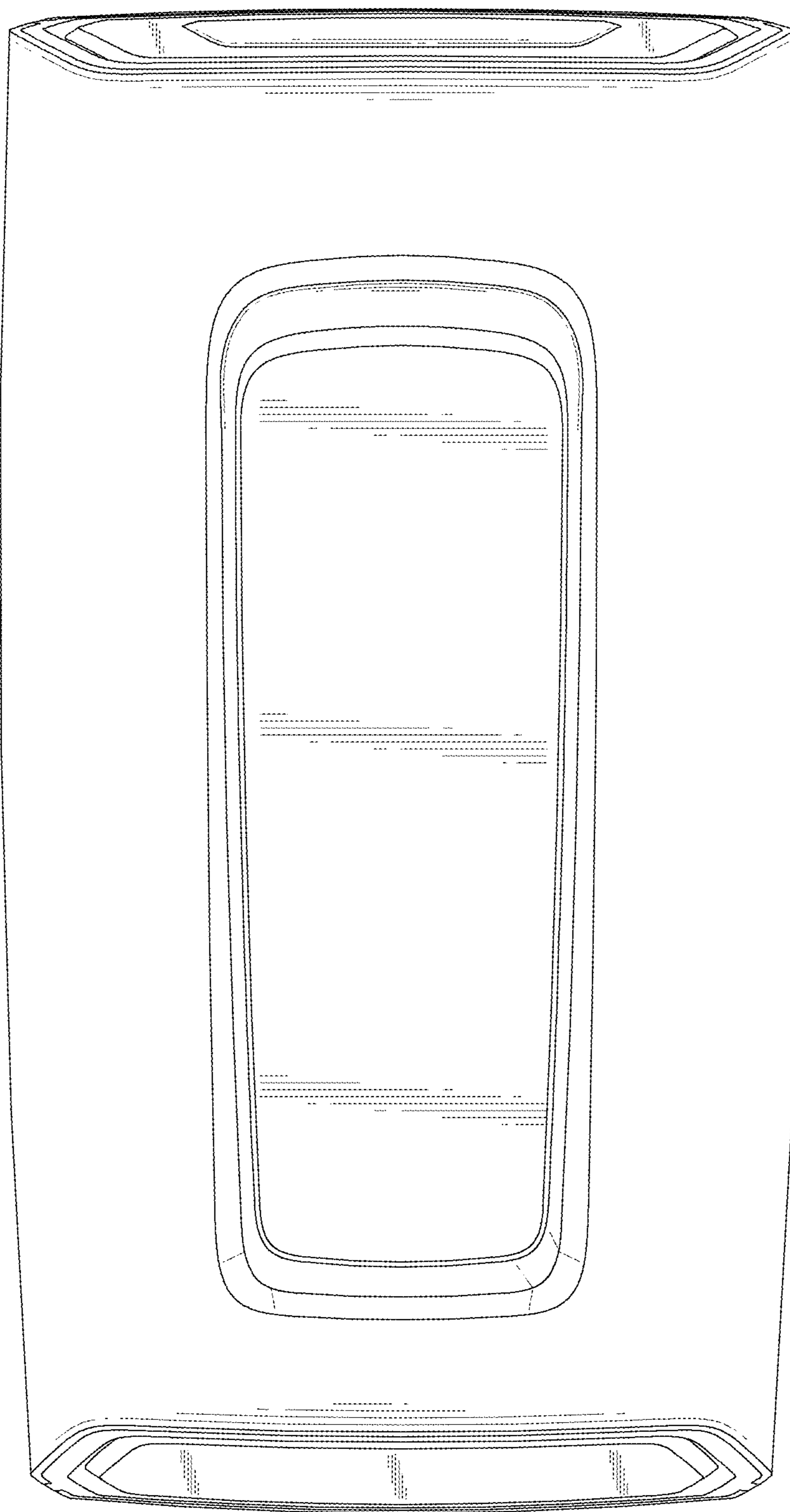


FIG. 3

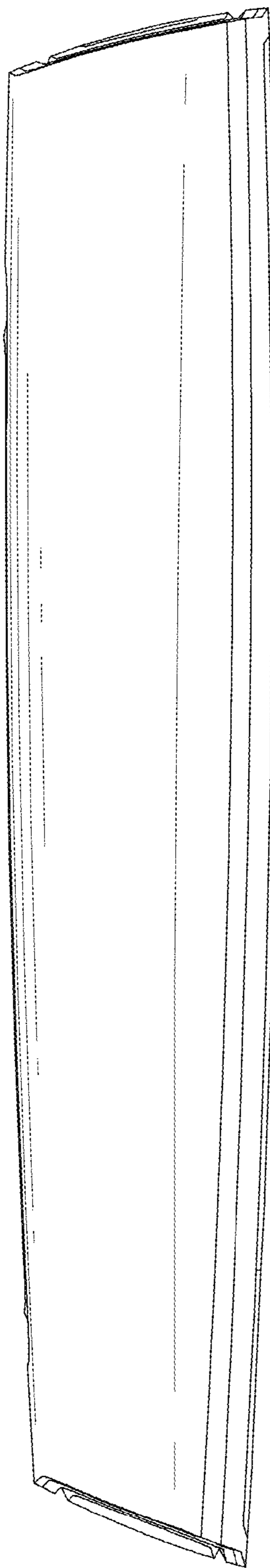


FIG. 4

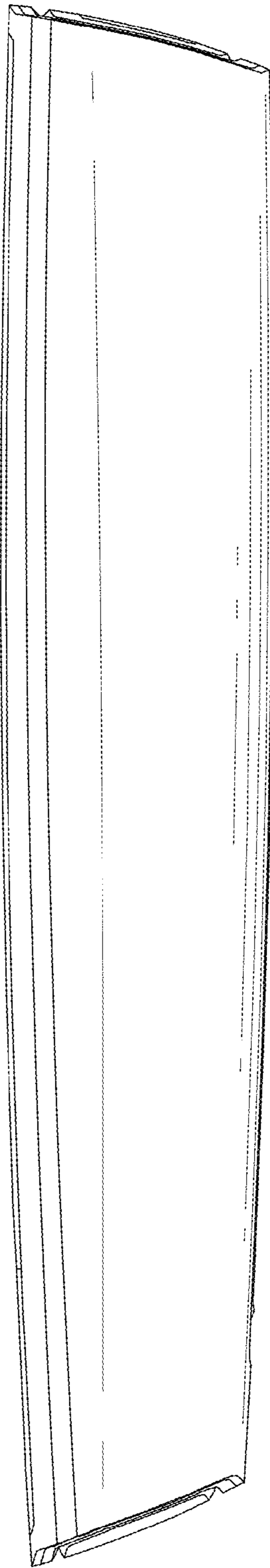


FIG. 5

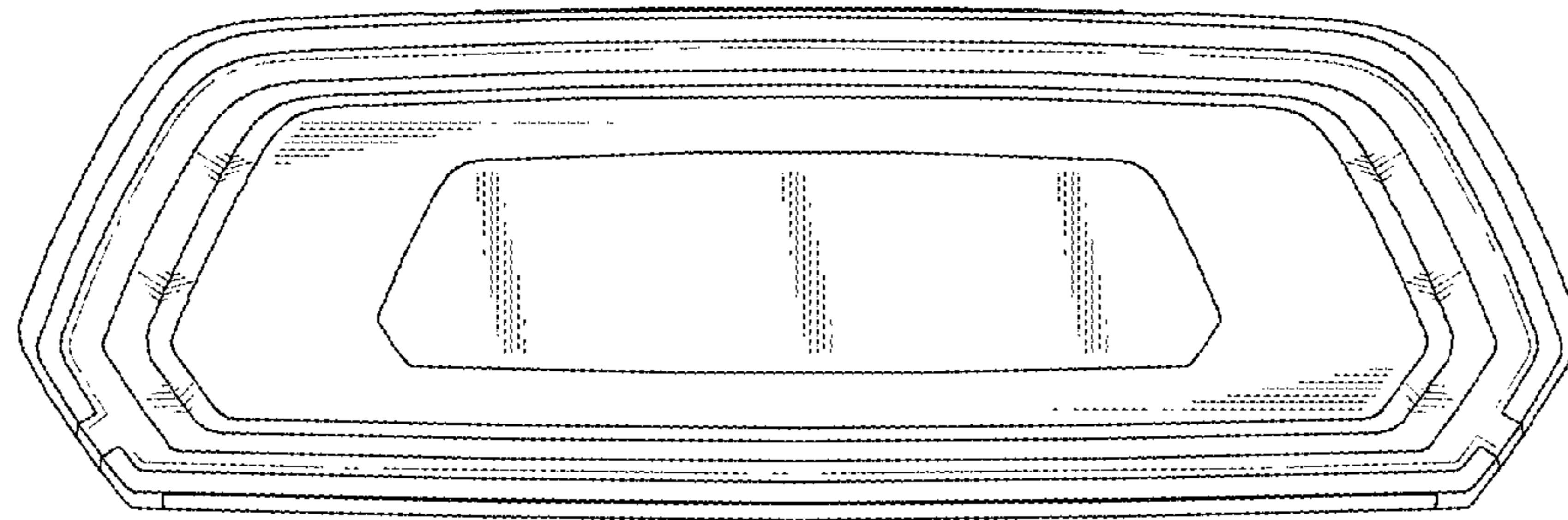


FIG. 6

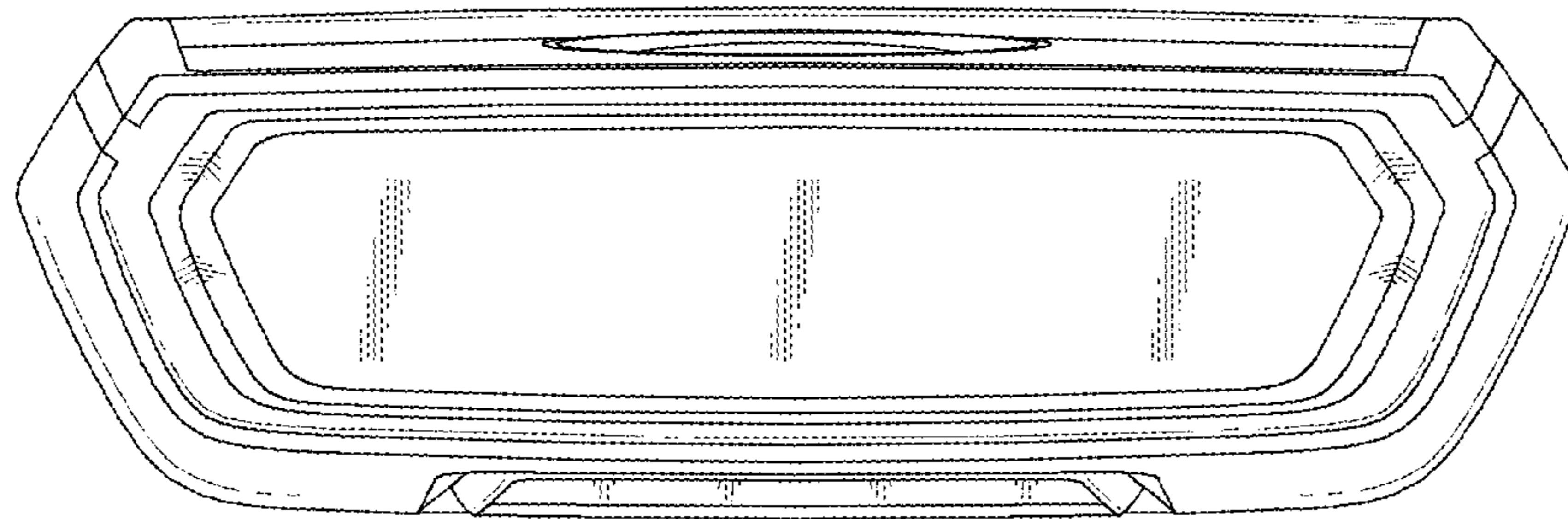


FIG. 7