



US00D689428S

(12) **United States Design Patent**
Kiwaki et al.

(10) **Patent No.:** **US D689,428 S**

(45) **Date of Patent:** **** Sep. 10, 2013**

(54) **TREAD PORTION OF AN AUTOMOBILE TIRE**

(75) Inventors: **Yukihiko Kiwaki**, Tokyo (JP);
Yoshiyuki Waki, Tokyo (JP)

(73) Assignee: **Bridgestone Corporation**, Tokyo (JP)

(**) Term: **14 Years**

(21) Appl. No.: **29/423,943**

(22) Filed: **Jun. 6, 2012**

(30) **Foreign Application Priority Data**

Dec. 16, 2011 (JP) 2011-029291

(51) **LOC (9) Cl.** **12-15**

(52) **U.S. Cl.**
USPC **D12/514; D12/531**

(58) **Field of Classification Search**
USPC .. D12/505-532, 900-901; 152/209.1-209.9,
152/209.11-209.19, 209.21-209.28, 455
See application file for complete search history.

(56) **References Cited**

U.S. PATENT DOCUMENTS

D328,443 S *	8/1992	Maxwell et al.	D12/514
D379,341 S *	5/1997	Ratliff, Jr.	D12/514
D382,522 S *	8/1997	Ratliff, Jr.	D12/514
D400,132 S *	10/1998	Maxwell	D12/514
D408,000 S *	4/1999	Otani et al.	D12/532
D409,959 S *	5/1999	Maxwell	D12/514

D451,442 S *	12/2001	Maxwell	D12/514
D473,842 S *	4/2003	Ratliff, Jr.	D12/531
D484,845 S *	1/2004	Takahashi et al.	D12/531
D502,911 S *	3/2005	Sato	D12/531
D525,579 S *	7/2006	Graas	D12/514
D529,861 S *	10/2006	Takahashi et al.	D12/531
D551,612 S *	9/2007	Maxwell et al.	D12/532
D559,768 S *	1/2008	Oh	D12/530
D584,215 S *	1/2009	Shavers et al.	D12/532
D674,735 S *	1/2013	Kato	D12/531

* cited by examiner

Primary Examiner — Stacia Cadmus

(74) *Attorney, Agent, or Firm* — Sughrue Mion, PLLC

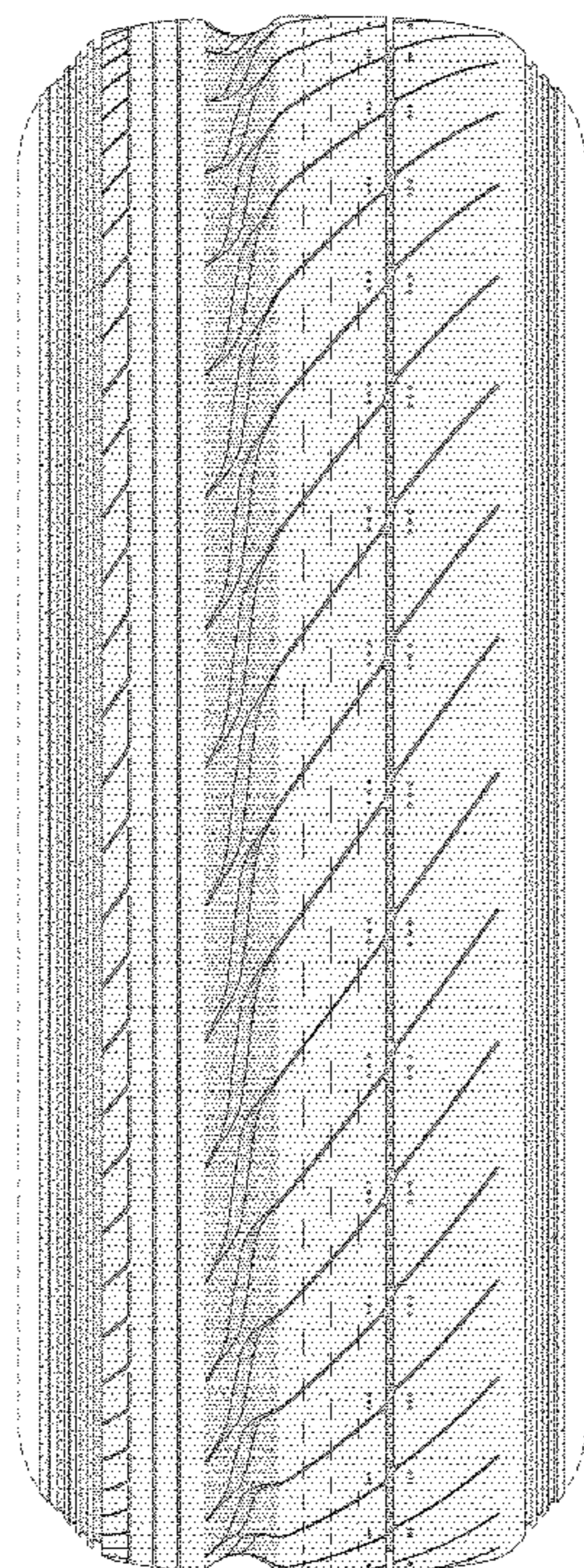
(57) **CLAIM**

The ornamental design for a tread portion of an automobile tire, as shown and described.


DESCRIPTION

FIG. 1 is a perspective view of a tread portion of an automobile tire according to our design;
 FIG. 2 is a front view thereof;
 FIG. 3 is a top view thereof;
 FIG. 4 is a right side view thereof;
 FIG. 5 is a left side view thereof;
 FIG. 6 is a rear view thereof;
 FIG. 7 is a fragmentary enlarged front view showing the details of the tread portion thereof; and,
 FIG. 8 is a section view taken along line 8-8 in FIG. 7.
 Broken lines in the drawing figures are used to show portions of the tire that are not claimed, and thus form no part of the claimed invention.

1 Claim, 8 Drawing Sheets



8



8

FIG. 1

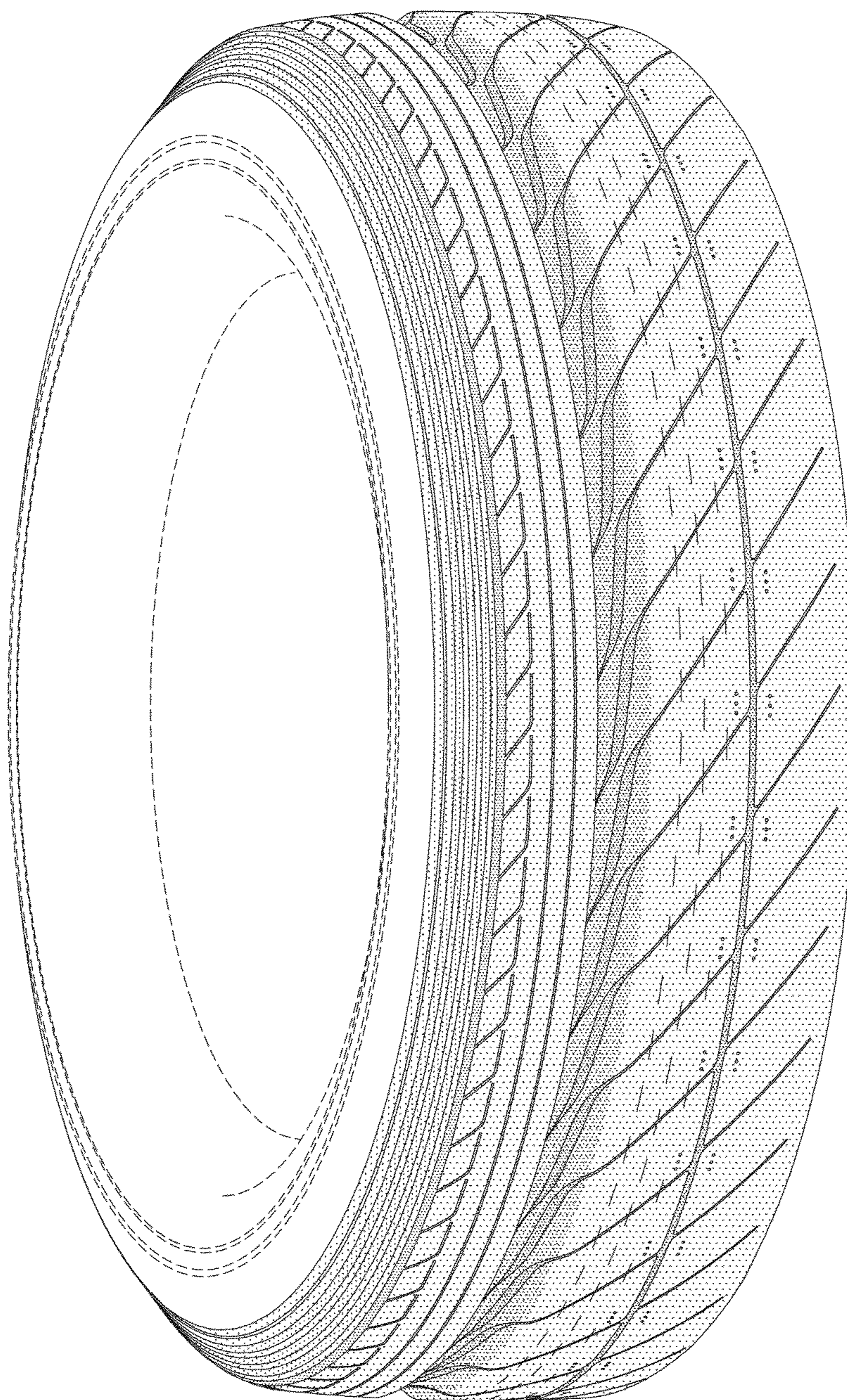


FIG. 2

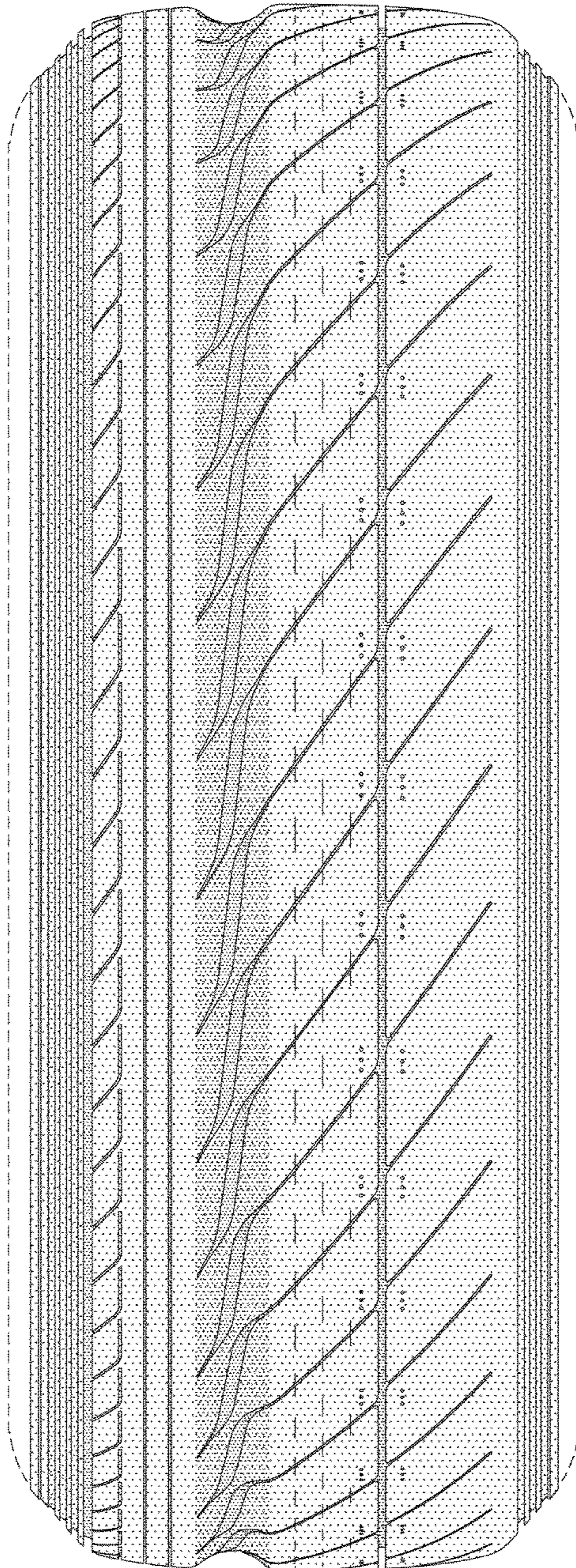


FIG. 3

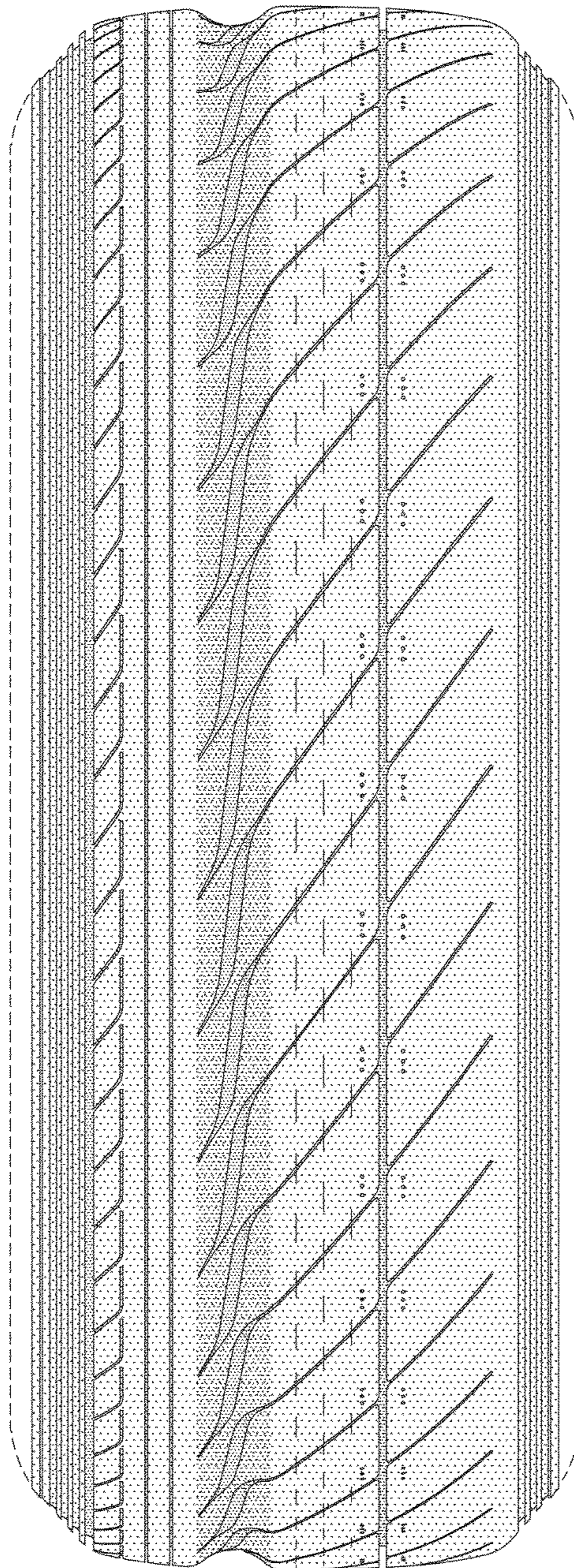


FIG. 4




FIG. 5




FIG. 6

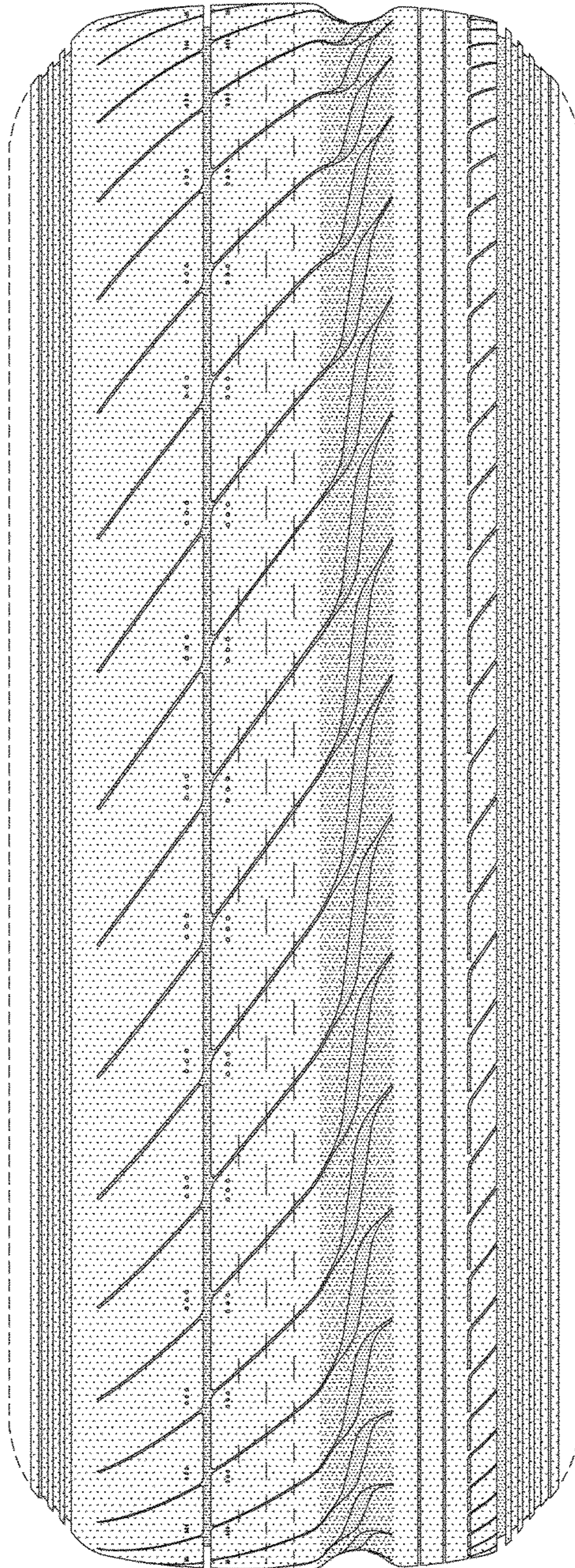


FIG. 7




FIG. 8

