



US00D689420S

(12) **United States Design Patent**
Chou et al.

(10) **Patent No.:** **US D689,420 S**

(45) **Date of Patent:** **** Sep. 10, 2013**

(54) **CURVILINEAR EXHAUST STACK FOR
TRANSPORTATION VEHICLE**

(76) Inventors: **Chiahua Eleanor Chou**, Schaumburg,
IL (US); **Craig Massner**, Naperville, IL
(US)

(**) Term: **14 Years**

(21) Appl. No.: **29/420,243**

(22) Filed: **May 7, 2012**

(51) **LOC (9) Cl.** **12-16**

(52) **U.S. Cl.**
USPC **D12/194**

(58) **Field of Classification Search**
USPC D12/194; D15/5; 293/113; 29/890.08;
180/89.2, 296, 309; 181/247-249, 264, 282,
181/239-241, 227, 228; 60/303, 313, 323;
138/37-39, 44, 103, 109

See application file for complete search history.

(56) **References Cited**

U.S. PATENT DOCUMENTS

D539,893 S * 4/2007 Badick D23/371
8,046,989 B2 * 11/2011 VanderGriend et al. 60/317

* cited by examiner

Primary Examiner — Michael A Pratt
(74) *Attorney, Agent, or Firm* — WPAT, P.C.; Anthony King

(57) **CLAIM**

The ornamental design of an curvilinear exhaust stack for transportation vehicle, as shown and described.

DESCRIPTION

FIG. 1 is a three dimensional view of an curvilinear exhaust stack for transportation vehicle such as a truck showing my new design;
FIG. 2 is a left side view thereof;
FIG. 3 is a right side view thereof;
FIG. 4 is a rear elevational view thereof;
FIG. 5 is a front elevational view thereof;
FIG. 6 is a top plan view thereof; and,
FIG. 7 is a bottom plan view thereof.

1 Claim, 4 Drawing Sheets




FIG. 1




FIG. 2




FIG. 3




FIG. 4




FIG. 5




FIG. 6

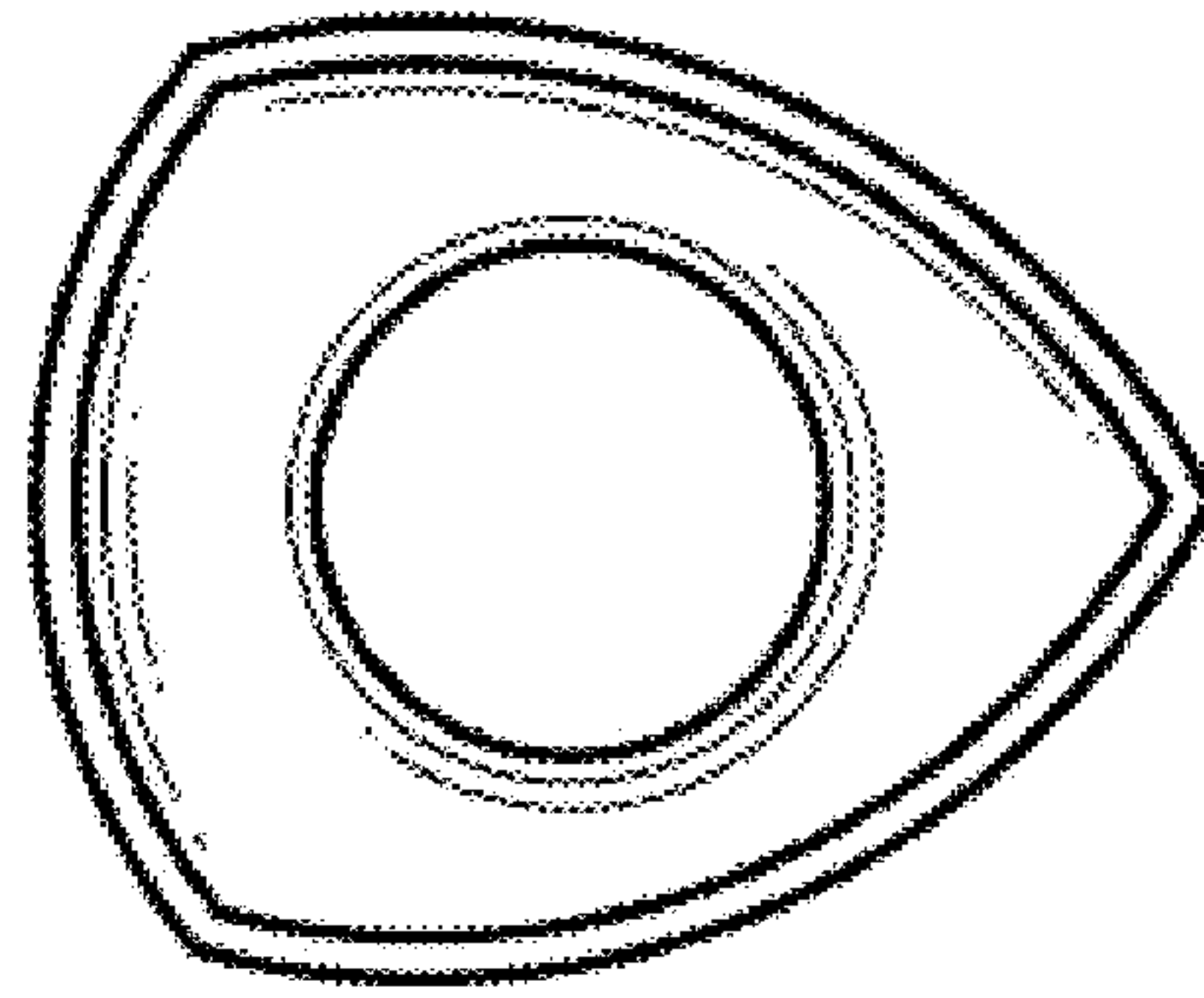


FIG. 7

