



US00D689416S

(12) **United States Design Patent**
Frei et al.

(10) **Patent No.:** **US D689,416 S**

(45) **Date of Patent:** **** Sep. 10, 2013**

(54) **FRONT PORTION OF A VEHICLE, TOY,
AND/OR REPLICAS THEREOF**

D635,898 S * 4/2011 Baur et al. D12/164
D679,222 S * 4/2013 Frei et al. D12/92
D680,031 S * 4/2013 Fetherston et al. D12/92
D680,035 S * 4/2013 Fetherston et al. D12/164

(75) Inventors: **Michael Frei**, Stuttgart (DE);
Hans-Dieter Futschik, Stuttgart (DE);
Robert Lesnik, Stuttgart (DE); **Gorden
Wagener**, Stuttgart (DE)

* cited by examiner

Primary Examiner — Melody Brown

(74) *Attorney, Agent, or Firm* — Crowell & Moring LLP

(73) Assignee: **Daimler AG**, Stuttgart (DE)

(57) **CLAIM**

(**) Term: **14 Years**

The ornamental design for a front portion of a vehicle, toy,
and/or replicas thereof, as shown and described.

(21) Appl. No.: **29/430,628**

DESCRIPTION

(22) Filed: **Aug. 28, 2012**

This application contains subject matter related to the follow-
ing co-pending U.S. design patent applications:

(30) **Foreign Application Priority Data**

Feb. 29, 2012 (EM) 001315956-0003

Application Ser. No. 29/430,588, filed herewith and entitled
“Vehicle, Toy, and/or Replicas Thereof”;

(51) **LOC (9) Cl.** **12-16**

Application Ser. No. 29/430,625, filed herewith and entitled
“Front Portion of a Vehicle, Toy, and/or Replicas Thereof”;

(52) **U.S. Cl.**

USPC **D12/164**

Application Ser. No. 29/430,581, filed herewith and entitled
“Front Bumper for a Vehicle”; and

(58) **Field of Classification Search**

USPC D12/86, 90–92; D21/424, 433, 434;
296/181.1, 181.5

Application Ser. No. 29/430,584, filed herewith and entitled
“Front Bumper for a Vehicle”.

See application file for complete search history.

FIG. 1 is a right perspective view of a front portion of a
vehicle, toy, and/or replicas thereof according to our design;
FIG. 2 is a front view thereof;

(56) **References Cited**

FIG. 3 is a left side view thereof, the right side view being
mirror symmetrical; and,

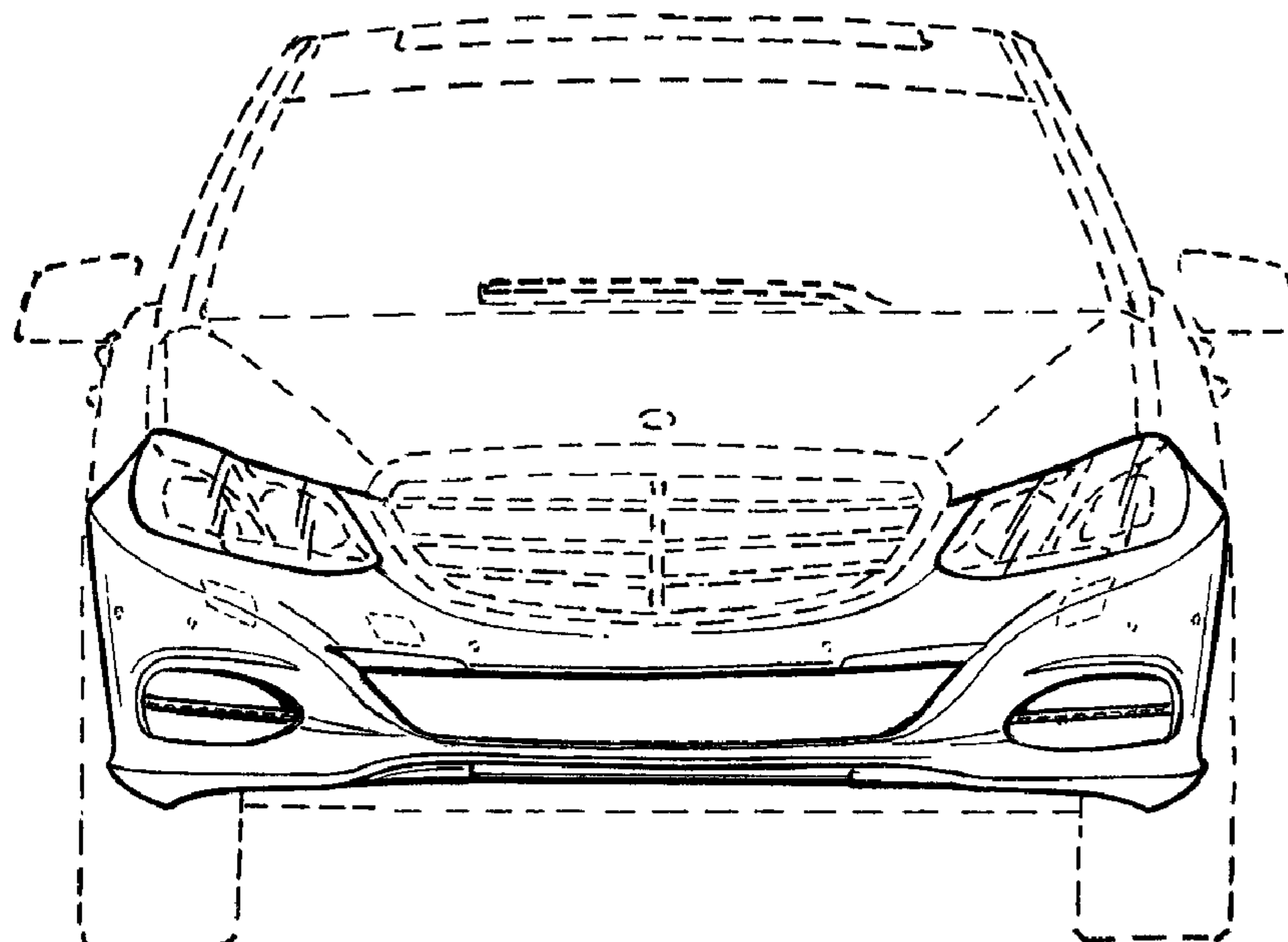
U.S. PATENT DOCUMENTS

D595,622 S 7/2009 Pfeiffer et al.
D596,079 S 7/2009 Pfeiffer et al.
D601,924 S * 10/2009 Bauer et al. D12/91
D634,678 S * 3/2011 Futschik et al. D12/164

FIG. 4 is a top view thereof.

The broken lines are for illustrative purposes only and form
no part of the claimed design.

1 Claim, 3 Drawing Sheets



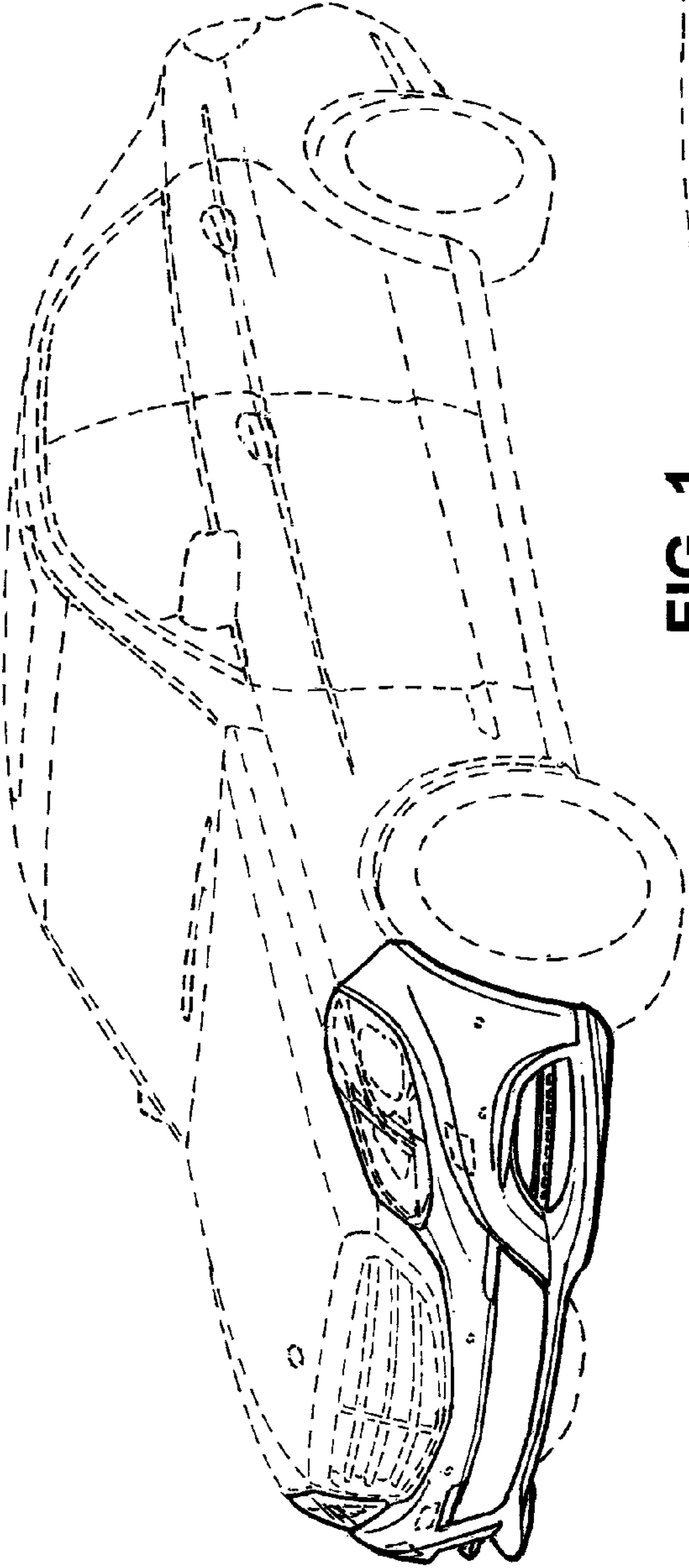


FIG. 1

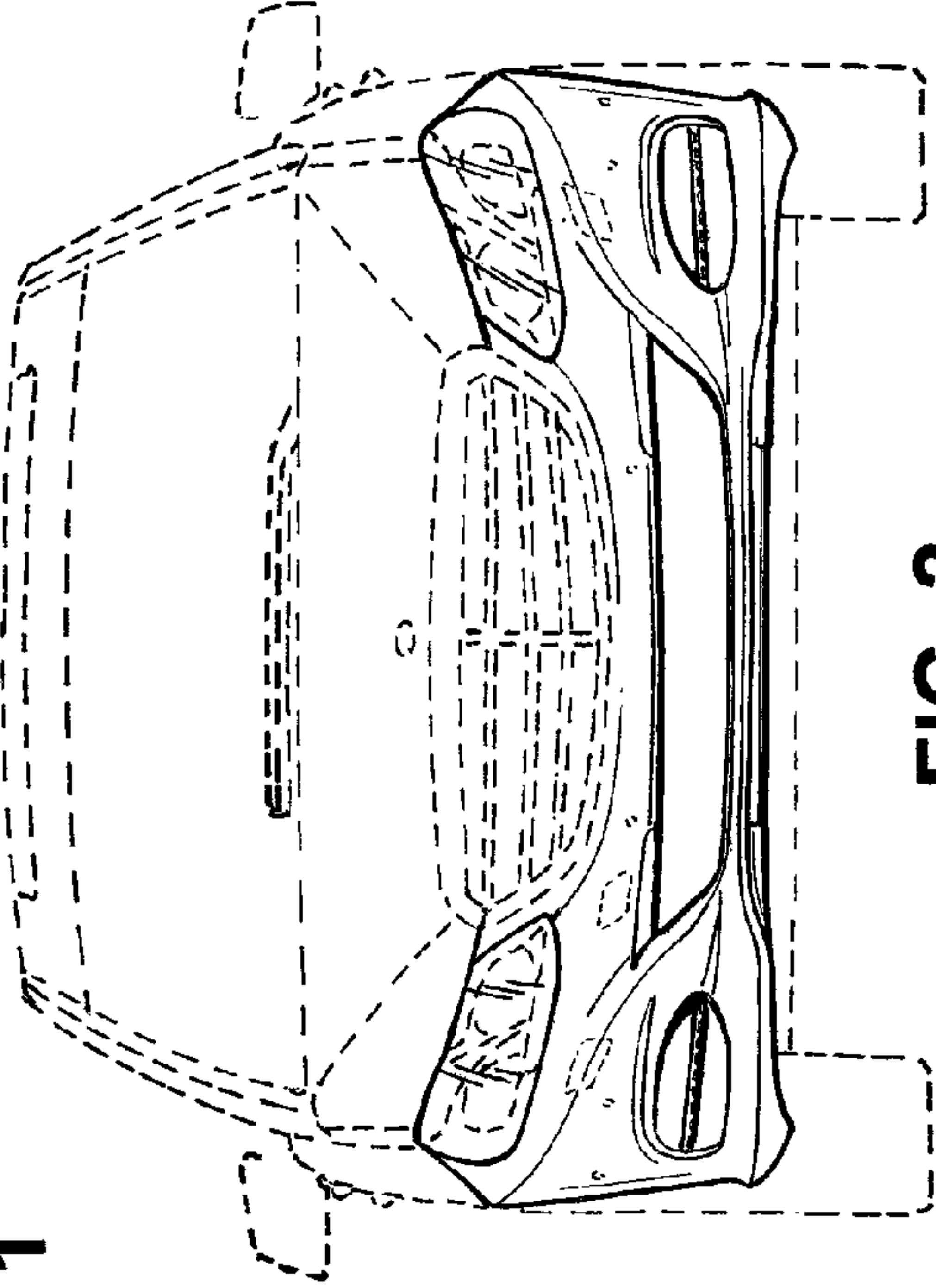


FIG. 2

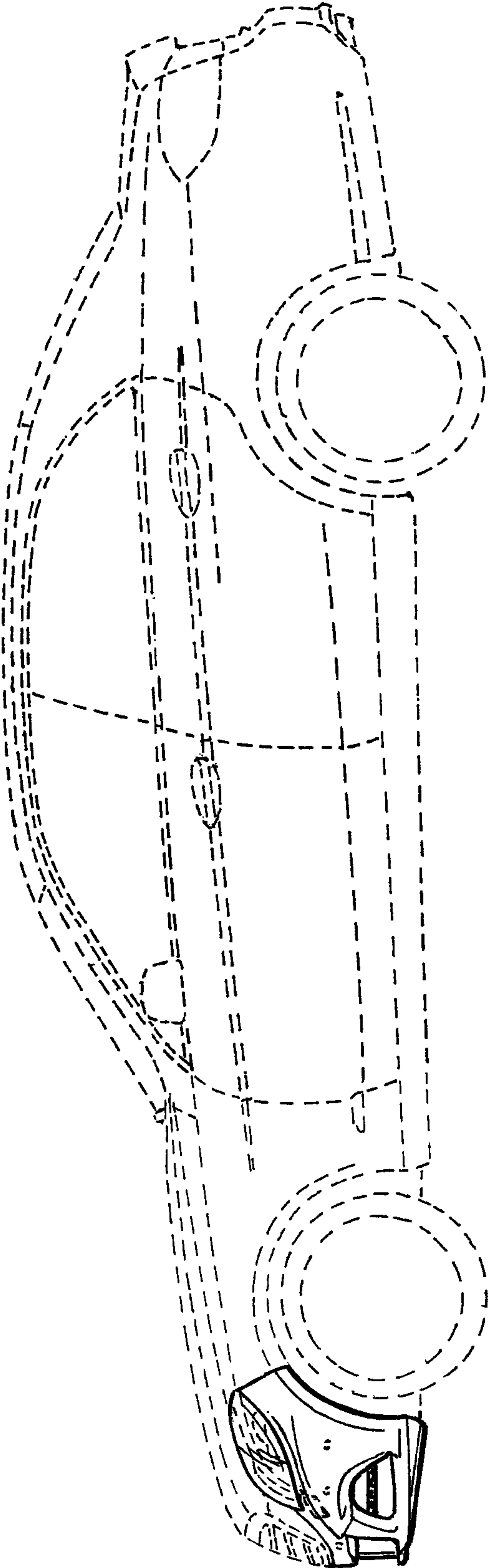


FIG. 3

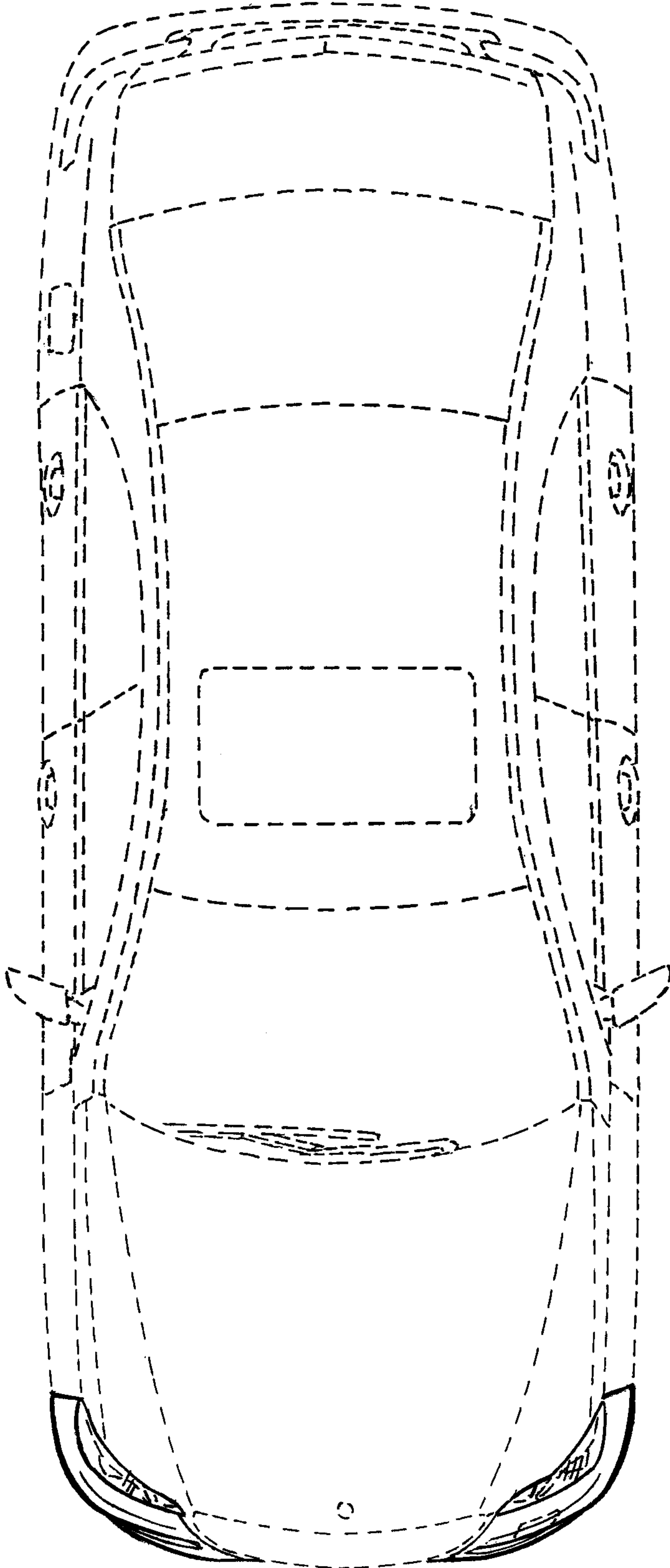


FIG. 4