



US00D689386S

(12) **United States Design Patent**
Stegmann et al.

(10) **Patent No.:** **US D689,386 S**

(45) **Date of Patent:** **** Sep. 10, 2013**

(54) **HAIR ANALYZER**

436/166, 169, 605; 356/246; 362/119; 435/14,
435/283.1, 287.1, 4, 970

(75) Inventors: **Wolfgang Stegmann**, Frankfurt (DE);
Phong Duy Vu, Schwalbach (DE); **Sven**
Wuttig, Griesheim (DE)

See application file for complete search history.

(73) Assignees: **The Procter & Gamble Company**,
Cincinnati, OH (US); **ColoRight, Ltd.**,
Rehovot (IL)

(56) **References Cited**

U.S. PATENT DOCUMENTS

2011/0178723 A1* 7/2011 Sharrock et al. 702/32
2011/0184651 A1* 7/2011 Weng et al. 702/19
2011/0281342 A1* 11/2011 Porsch et al. 435/287.1

(**) Term: **14 Years**

OTHER PUBLICATIONS

(21) Appl. No.: **29/414,841**

ColoRight System Overview—<http://www.coloright.com/system.html> printed Oct. 28, 2011, 2 pages.

(22) Filed: **Mar. 5, 2012**

* cited by examiner

Related U.S. Application Data

(62) Division of application No. 29/380,989, filed on Dec.
14, 2010, now Pat. No. Des. 657,703.

Primary Examiner — Antoine D Davis

(74) *Attorney, Agent, or Firm* — Carl J. Roof; James T.
Fondriest

(30) **Foreign Application Priority Data**

Jun. 18, 2010 (WO) 552812801

(51) **LOC (9) Cl.** **10-04**

(52) **U.S. Cl.**
USPC **D10/81**

(58) **Field of Classification Search**
USPC D10/78, 94; D24/216, 232, 234;
702/32, 19; 600/300; 455/569.2; 324/72.5,
324/110, 114, 115, 149, 151 A, 158 F, 156,
324/556, 133, 503, 543, 555, 66, 72, 754;
340/653, 660, 635; 439/482; 422/63–83,
422/99, 100, 58, 61, 82.05; 423/43; 436/164,


(57) **CLAIM**

The ornamental design for a hair analyzer or the like, as
shown and described above.

DESCRIPTION

FIG. 1 is a perspective view of a hair analyzer;
FIG. 2 is a front view thereof;
FIG. 3 is a right side view thereof;
FIG. 4 is a rear view thereof;
FIG. 5 is a left side view thereof;
FIG. 6 is a top plan view thereof; and,
FIG. 7 is a bottom view thereof.

1 Claim, 7 Drawing Sheets






Fig. 1




Fig. 2

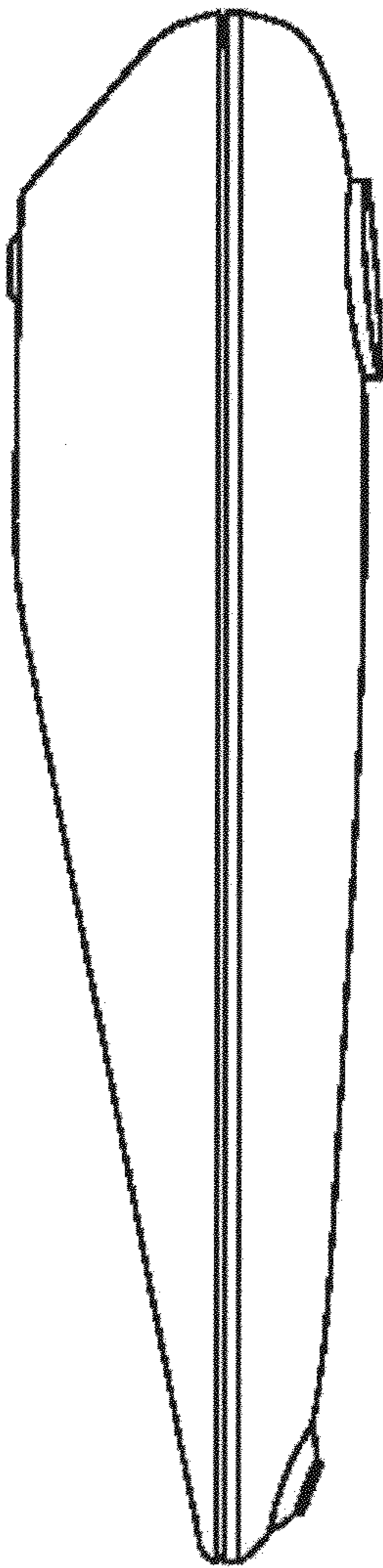


Fig. 3




Fig. 4

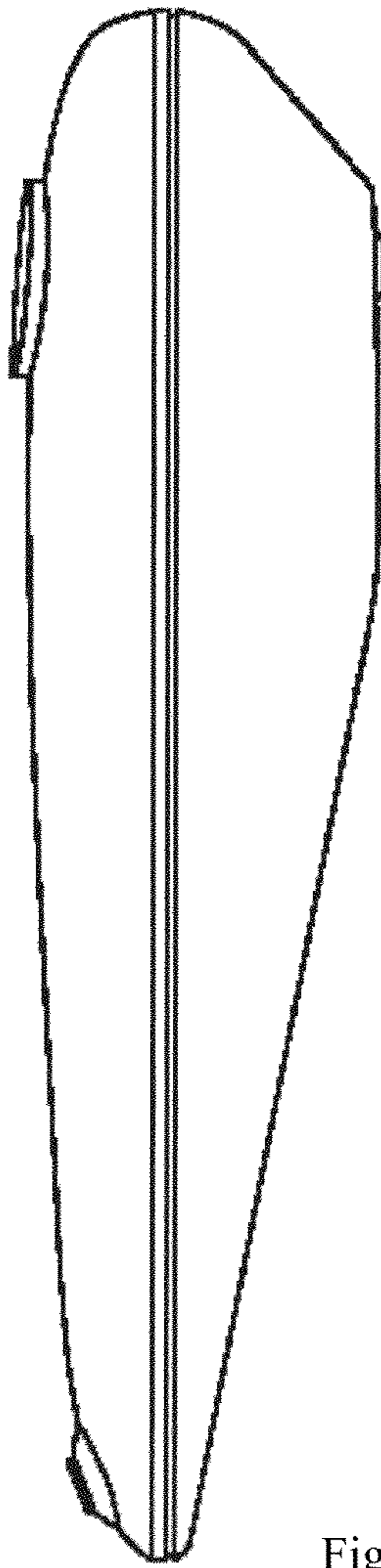


Fig. 5

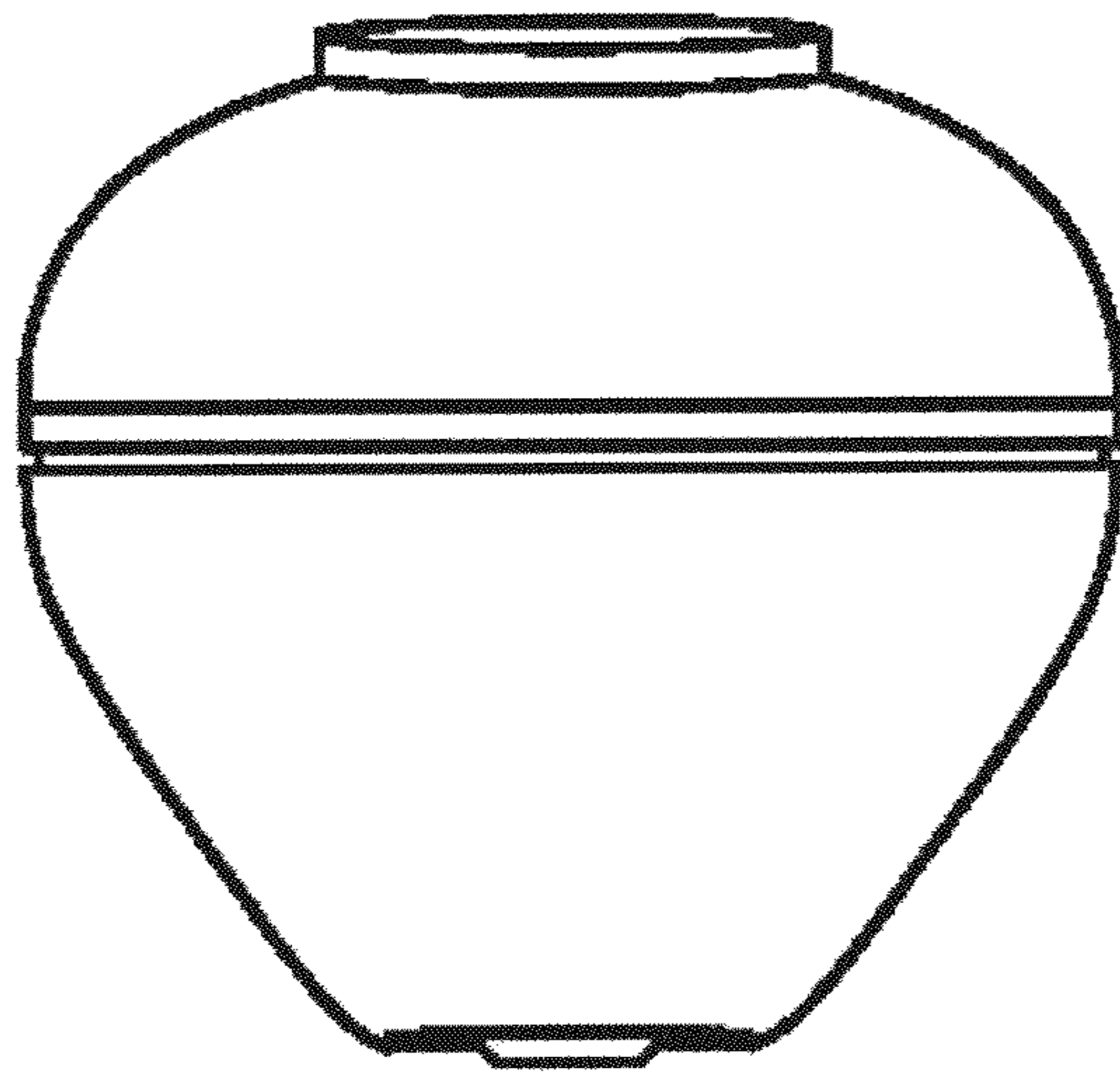


Fig. 6

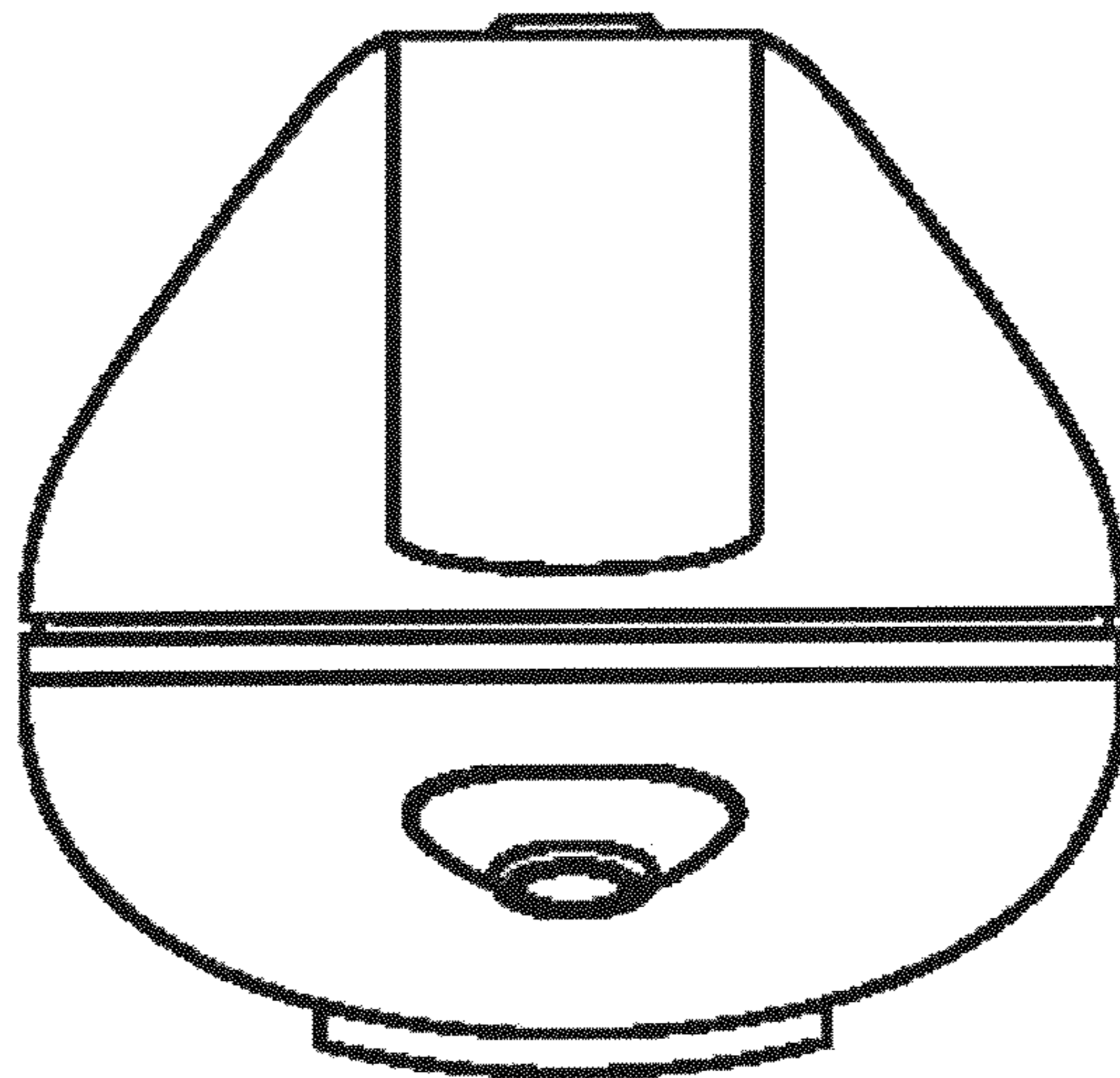


Fig. 7