



US00D689352S

(12) **United States Design Patent**
Cecil

(10) **Patent No.:** **US D689,352 S**

(45) **Date of Patent:** **** Sep. 10, 2013**

(54) **SOCKET FOR A SOCKET WRENCH**

(71) Applicant: **Best Bolt Products, Inc.**, Indianapolis, IN (US)

(72) Inventor: **Larry D. Cecil**, Shelby Township, MI (US)

(73) Assignee: **Best Bolt Products, Inc.**, Indianapolis, IN (US)

(**) Term: **14 Years**

(21) Appl. No.: **29/438,833**

(22) Filed: **Dec. 4, 2012**

(51) **LOC (9) Cl.** **08-05**

(52) **U.S. Cl.**
USPC **D8/29**

(58) **Field of Classification Search**
USPC D8/29, 85, 81, 82; 81/60, 177.1, 81/177.85, 121.1, 124.3, 165-170, 110.1, 81/176.2, 124.6, 176.1, 176.15, 177.2; 16/110.1; D15/144.1; 219/75, 227, 229, 219/121.16, 121.18
See application file for complete search history.

(56) **References Cited**

U.S. PATENT DOCUMENTS

2,180,633	A	11/1939	Holt	
2,338,023	A	12/1943	Bugg	
4,018,111	A	4/1977	Goldhaber	
4,037,515	A	7/1977	Kesselman	
4,171,662	A	10/1979	Simone et al.	
4,258,596	A	3/1981	Bisbing et al.	
4,312,614	A	1/1982	Palmer et al.	
4,352,614	A	10/1982	Hirsch	
4,411,570	A	10/1983	Juric	
4,422,679	A	12/1983	Ruscitto	
4,480,514	A	11/1984	Ponziani	
4,489,465	A	12/1984	Lemkin	
4,562,758	A *	1/1986	Stirling	81/124.4

4,611,379	A	9/1986	Heitzman	
4,621,230	A	11/1986	Crouch et al.	
4,732,517	A	3/1988	Crouch et al.	
4,827,811	A	5/1989	Vickers	
RE33,114	E	11/1989	Chiavon	
4,938,108	A	7/1990	Mekler	
5,012,704	A *	5/1991	Wing	81/59.1

(Continued)

OTHER PUBLICATIONS

GNI Guard-Nut Inc., 4 pg. product list; Copyright 2003, Guard-Nut (www.guardnut.com/tamper_proof.html).

(Continued)

Primary Examiner — Randall Gholson

(74) Attorney, Agent, or Firm — Woodard Emhardt Moriarty McNett & Henry LLP

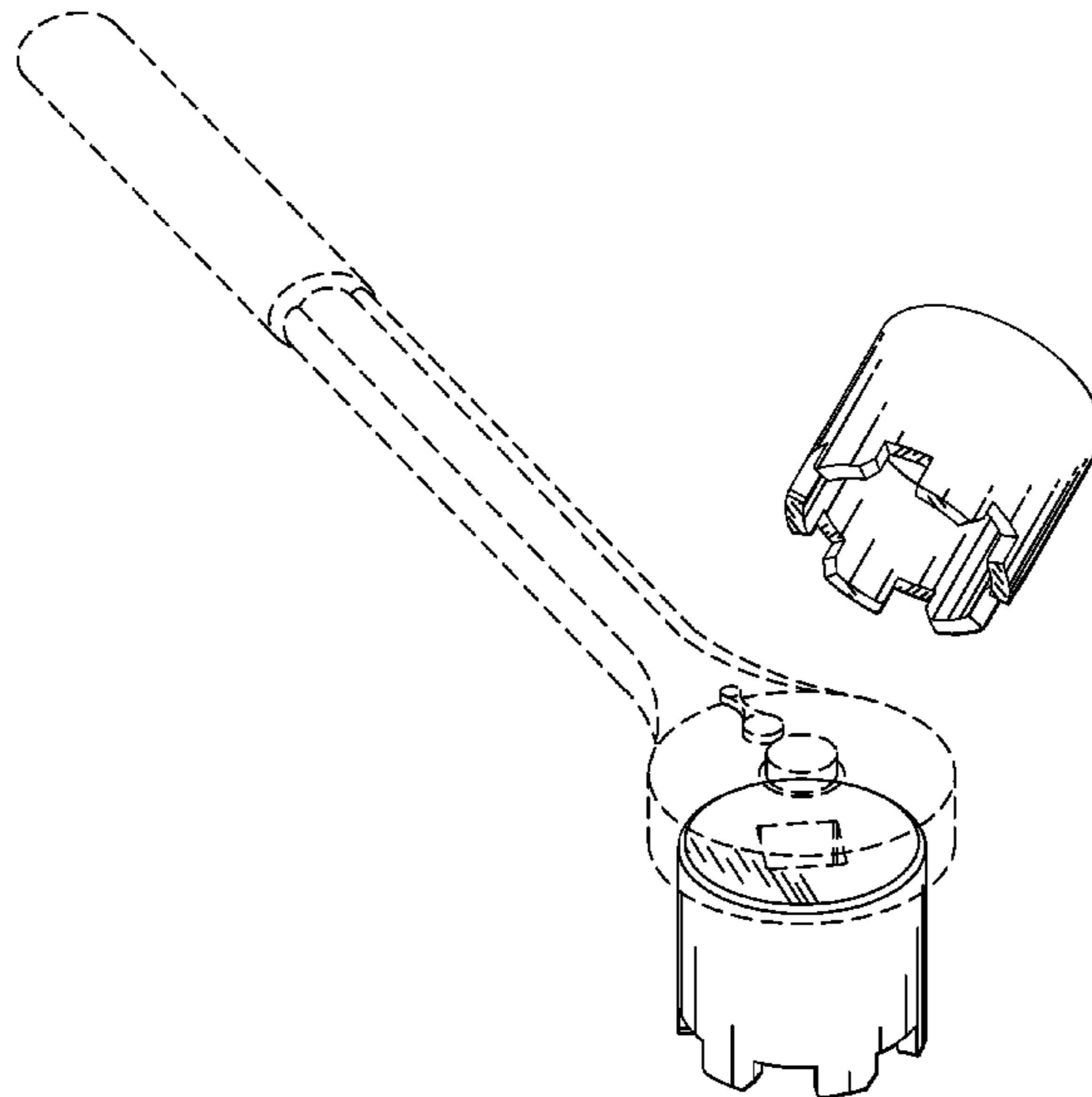
(57) **CLAIM**

The ornamental design for a socket for a socket wrench, as shown and described.

DESCRIPTION

FIG. 1 is a perspective view of a socket for a socket wrench attached to a conventional socket wrench shown in dashed lines; FIG. 2 is a further perspective view of the socket for a socket wrench; FIG. 3 is a front view of the socket for a socket wrench, the rear view being a mirror image; FIG. 4 is a top view of the socket for a socket wrench showing the drive end of the socket with the quadrilateral opening for attaching a socket wrench shown in dashed lines; and, FIG. 5 is a bottom view of the socket for a socket wrench. The dashed line drawing portions showing a socket wrench in FIG. 1 and a quadrilateral opening for the socket's drive end in FIGS. 4 and 5 are for illustrative purposes only and form no part of the claimed design.

1 Claim, 2 Drawing Sheets



(56)

References Cited

U.S. PATENT DOCUMENTS

5,028,187 A 7/1991 Sato
 5,131,796 A 7/1992 Herum et al.
 5,195,342 A 3/1993 Werner
 5,269,208 A 12/1993 Kolvites et al.
 5,598,753 A 2/1997 Lee
 5,660,491 A 8/1997 Roberts et al.
 5,682,801 A 11/1997 Waechter
 5,697,743 A 12/1997 Parker
 5,730,567 A 3/1998 Haseley et al.
 D396,787 S * 8/1998 Farnan D8/29
 5,950,506 A * 9/1999 Busse 81/121.1
 6,017,177 A 1/2000 Lanham
 6,024,522 A 2/2000 Bainbridge et al.
 D426,438 S * 6/2000 Ciok D8/29
 D432,006 S * 10/2000 Hussaini D8/397
 6,131,493 A * 10/2000 Yamamoto et al. 81/124.7
 D434,291 S * 11/2000 Kim D8/21
 6,341,927 B2 1/2002 Hampson et al.
 6,752,049 B1 6/2004 White
 6,959,627 B2 11/2005 Doran
 D517,404 S 3/2006 Schluter

7,066,062 B2 6/2006 Flesher
 D524,637 S 7/2006 Schluter
 7,241,235 B2 7/2007 Caruso
 7,317,401 B2 1/2008 Germann et al.
 7,351,020 B1 4/2008 Notaro et al.
 7,441,483 B2 10/2008 Flesher
 7,445,414 B1 11/2008 Notaro et al.
 7,562,605 B2 * 7/2009 Kunkel et al. 81/176.15
 D611,789 S * 3/2010 Taylor, Jr. D8/29
 D629,820 S * 12/2010 Van Ryswyk D15/139
 D631,073 S * 1/2011 Papa et al. D15/135

OTHER PUBLICATIONS

Tamper-Pruf Screws Inc., Paramount, CA-5 pgs. entitled: One Way, Drilled Spanner, Hex Socket, Torx, Torx Plus (www.tamper-pruf-screws.com); Nov. 26, 2012.
 Tanner Bolt & Nut Corp., Security Products, "Trident Nuts Tamper-Resistant", pp. 64-65 (www.tannerbolt.com).
 Tufnutworks.com, Security Bolts Brochure, 2 pgs. (www.tufnutworks.com/NutBro23.pdf).
 Zero Products Inc., Screw Head Chart by Zero Fasteners; 2 pgs. (www.zerofast.com/screwh.htm) Nov. 26, 2012.

* cited by examiner

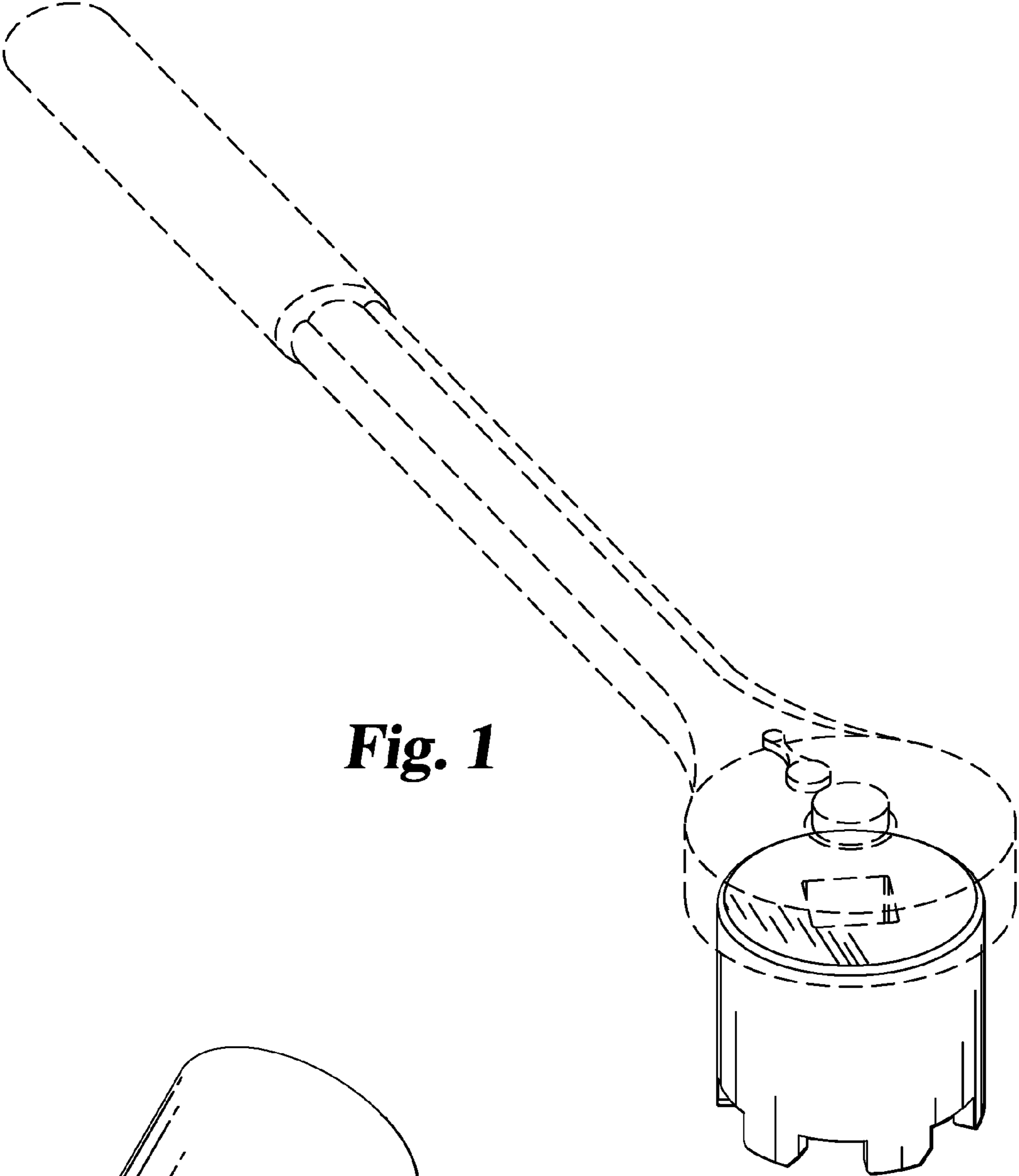


Fig. 1

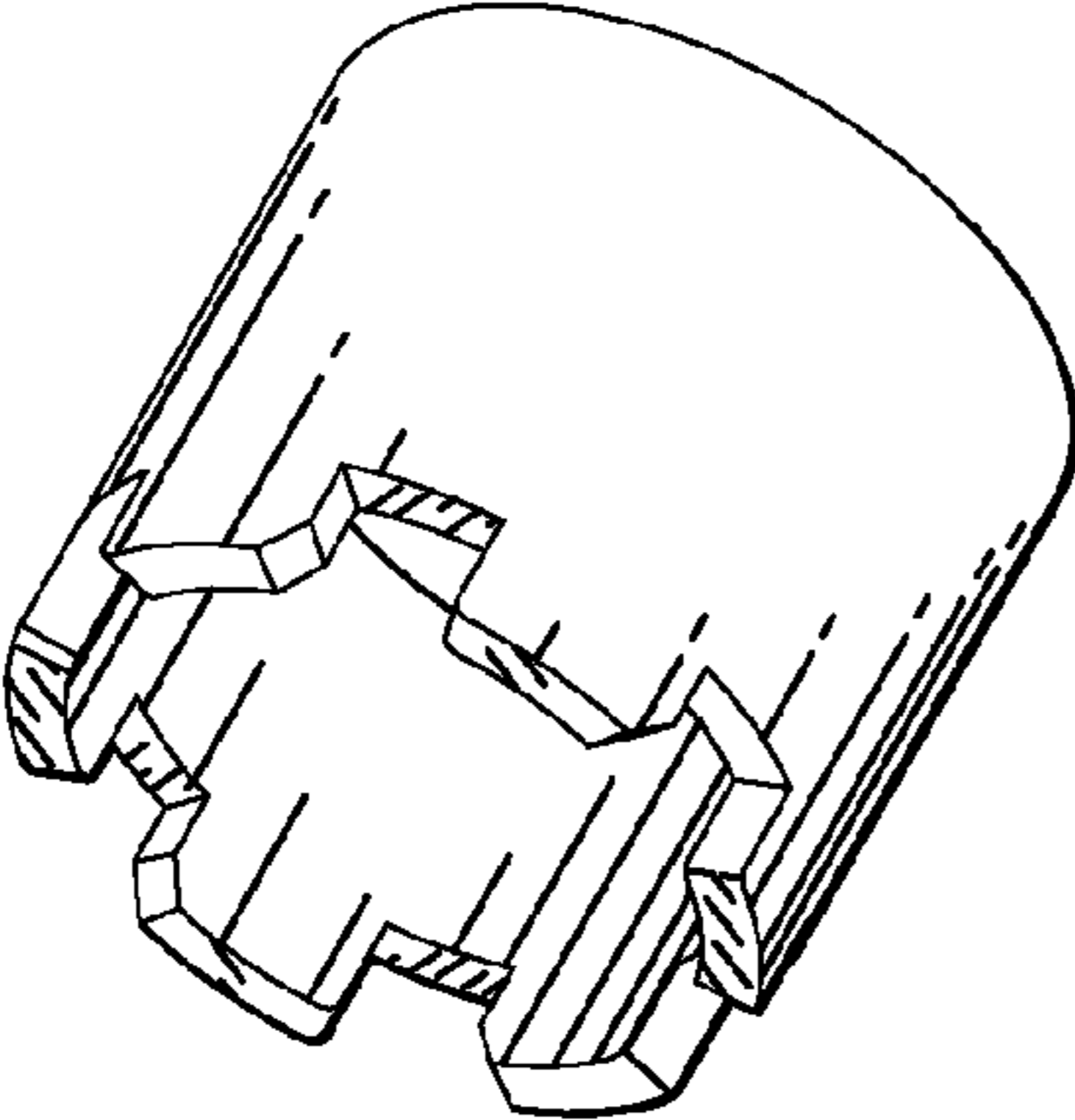


Fig. 2

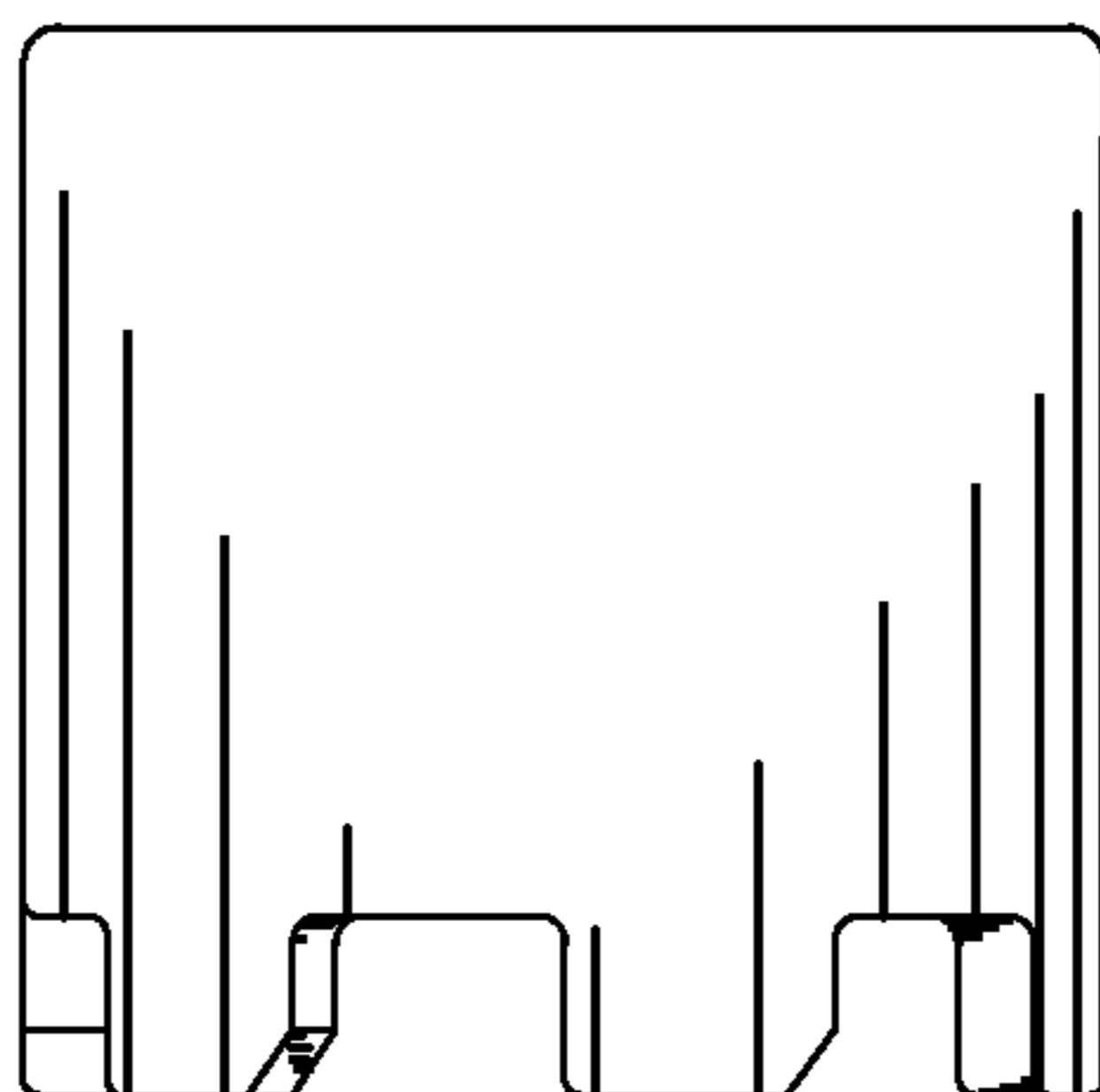


Fig. 3

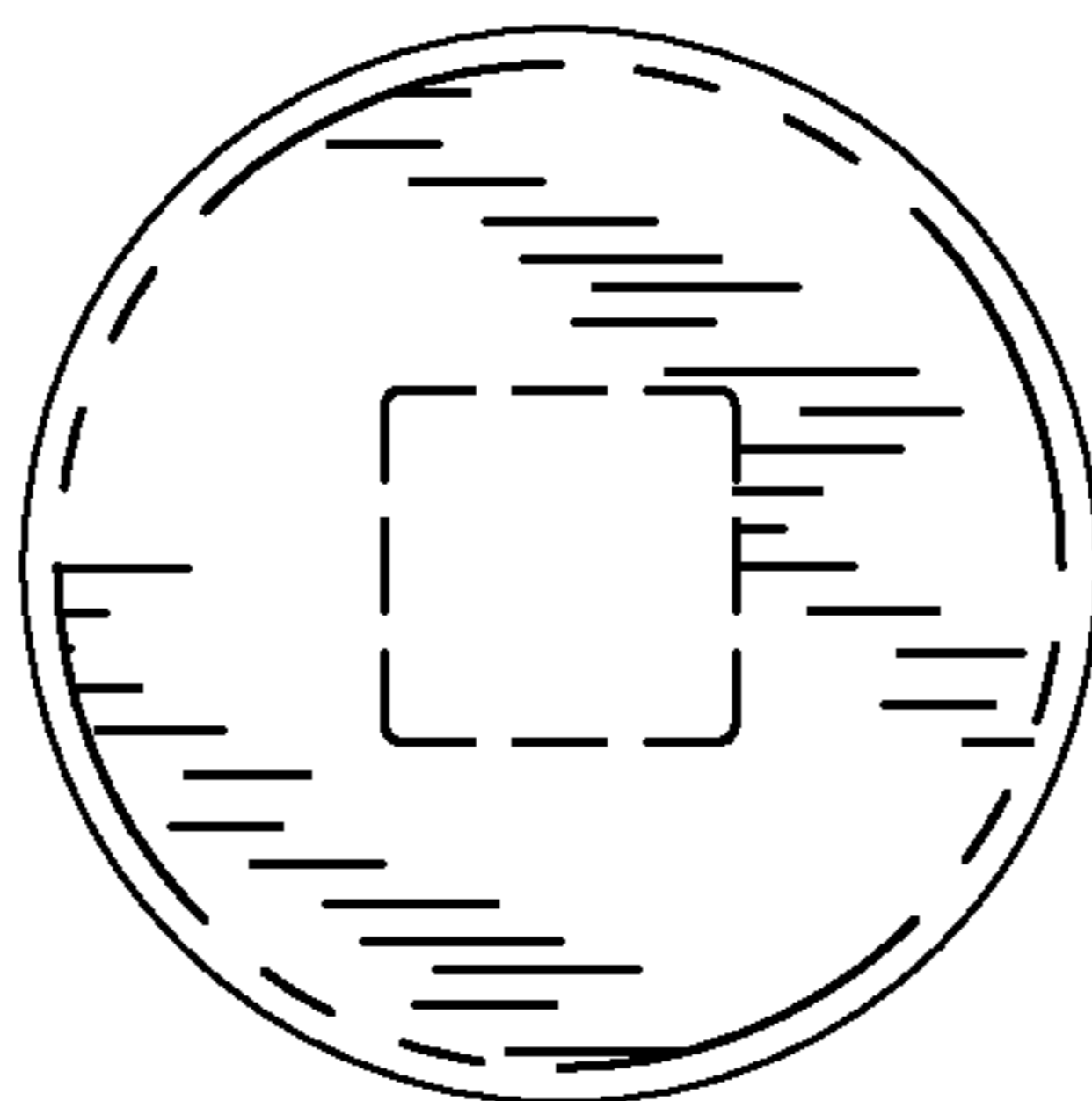


Fig. 4

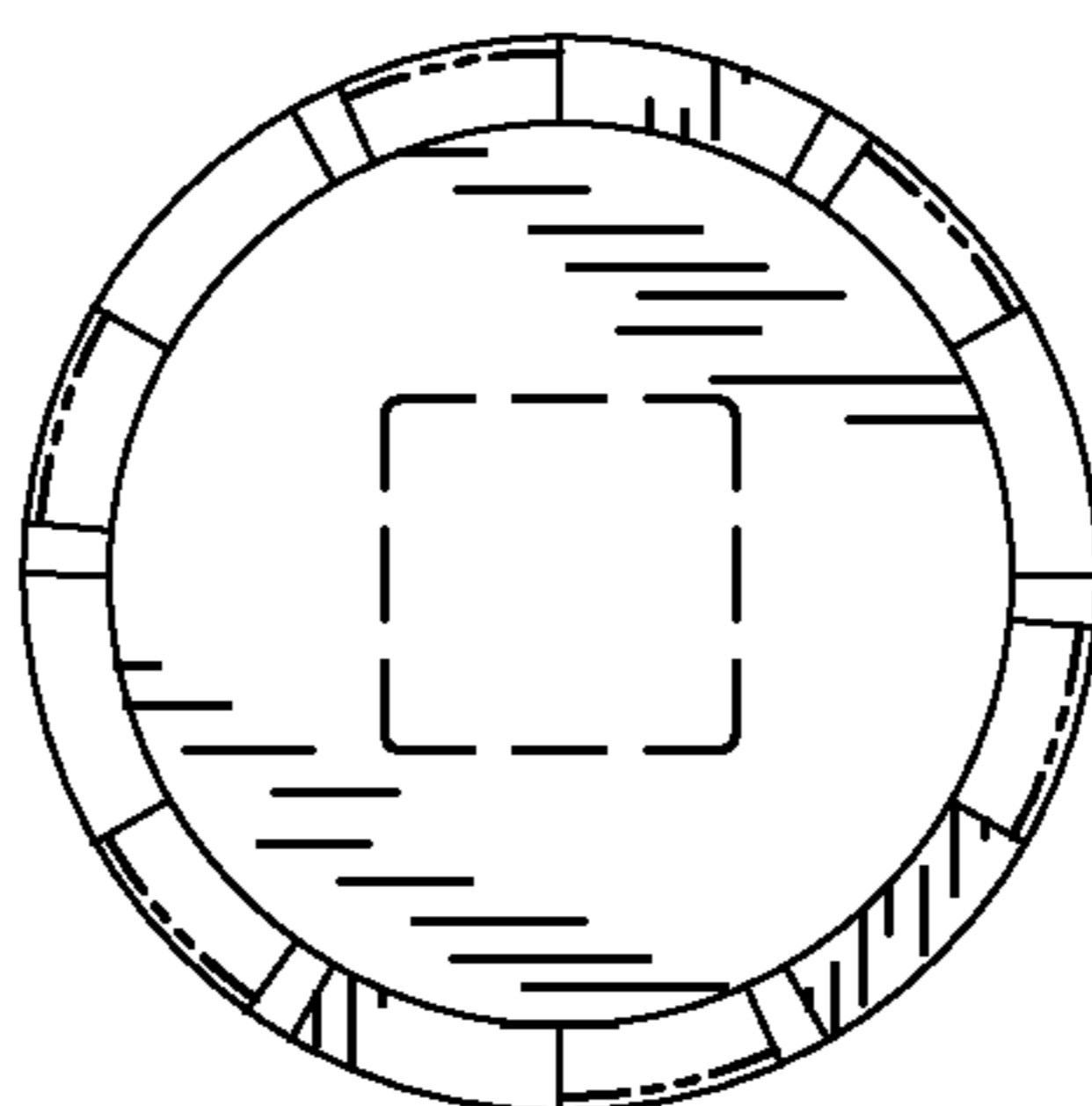


Fig. 5