



US00D689346S

(12) **United States Design Patent**
Lion et al.

(10) **Patent No.:** **US D689,346 S**

(45) **Date of Patent:** **** Sep. 10, 2013**

(54) **TURNER**

(75) Inventors: **Mathieu Lion**, Paris (FR); **Marc Venot**, Paris (FR)

(73) Assignee: **Mastrad, S.A.**, Paris (FR)

(**) Term: **14 Years**

(21) Appl. No.: **29/424,102**

(22) Filed: **Jun. 7, 2012**

(51) **LOC (9) Cl.** **07-02**

(52) **U.S. Cl.**
USPC **D7/692**

(58) **Field of Classification Search**
USPC D10/829, 830, 857, 861, 46.2; 294/7,
294/173, 8, 27.1, 137; D7/691, 692, 688,
D7/368, 669; 224/576; 30/325; 7/109, 110,
7/170, 691

See application file for complete search history.

(56) **References Cited**

U.S. PATENT DOCUMENTS

1,803,006 A * 4/1931 Davis 294/7
2,526,275 A * 10/1950 Roberts 294/7
D202,916 S * 11/1965 Bliss D7/692

D268,243 S * 3/1983 Morin D7/692
D306,115 S * 2/1990 Zimmerman D7/669
D327,204 S * 6/1992 Hunt D7/692
D443,186 S * 6/2001 Kaposi D7/692
D545,151 S * 6/2007 Lion et al. D7/691
D545,645 S * 7/2007 Lion et al. D7/692
2003/0122388 A1 * 7/2003 Yeung 294/7

* cited by examiner

Primary Examiner — Ian Simmons

Assistant Examiner — Eleni H Aldridge

(74) *Attorney, Agent, or Firm* — Novak Druce Connolly Bove + Quigg LLP


(57) **CLAIM**

The ornamental design for a turner, as shown and described.

DESCRIPTION

FIG. 1 is a perspective view of the turner;
FIG. 2 is top plan view of the turner;
FIG. 3 is a cross-sectional view of the turner along 3-3 of FIG. 2;
FIG. 4 is a bottom plan view of the turner;
FIG. 5 is a front side view of the turner of FIG. 2, with the rear side view being identical;
FIG. 6 is a right side view of the turner of FIG. 2; and,
FIG. 7 is a left side view of the turner of FIG. 2.
The portions represented by broken lines form no part of the claimed design.

1 Claim, 3 Drawing Sheets






Fig. 1

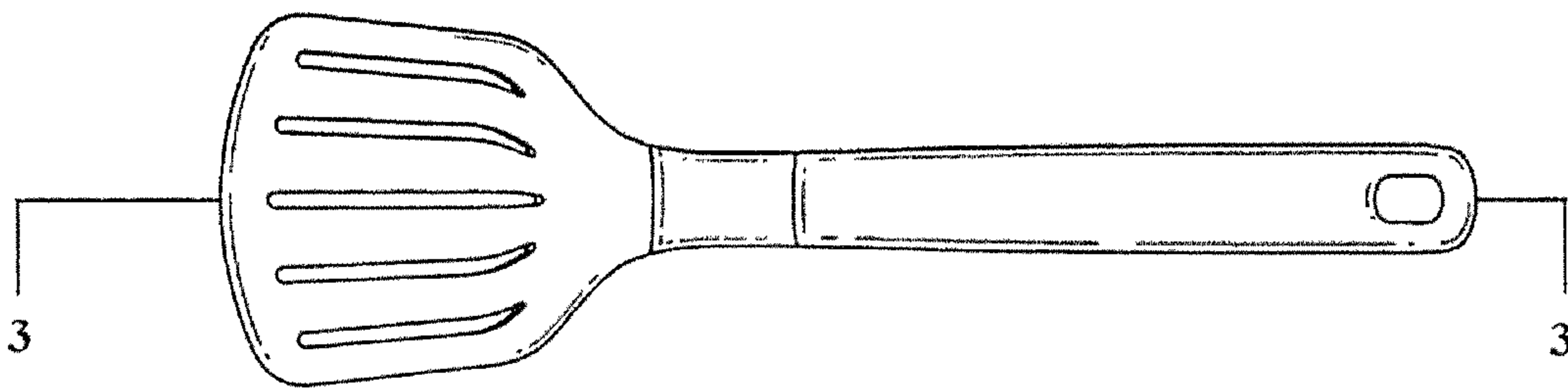


Fig. 2



Fig. 3

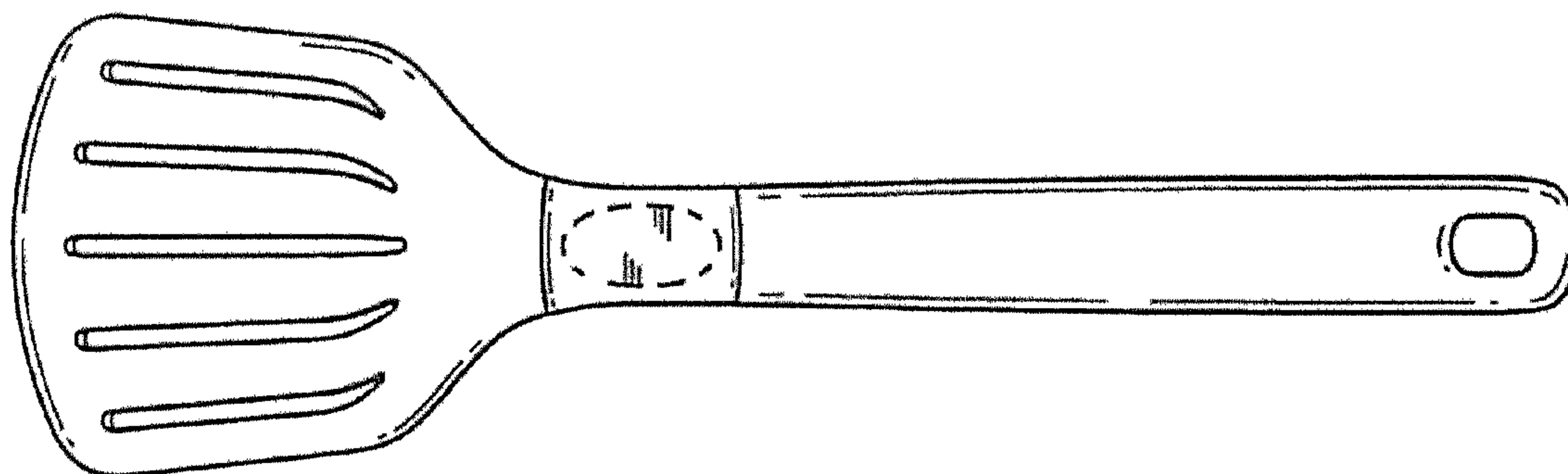


Fig. 4




Fig. 5




Fig. 6

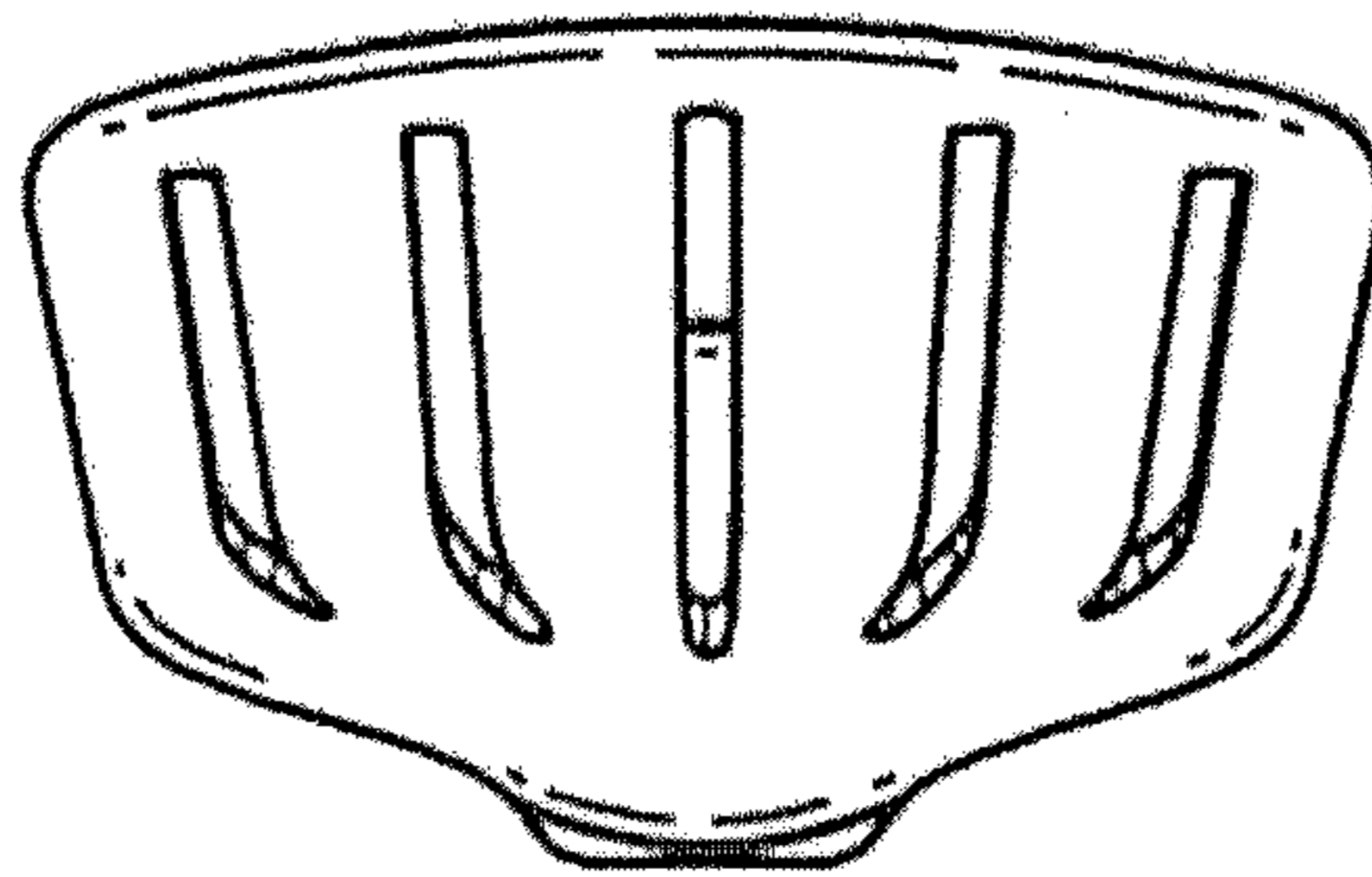


Fig. 7