



US00D689345S

(12) **United States Design Patent**
Genatossio et al.

(10) **Patent No.:** **US D689,345 S**

(45) **Date of Patent:** **** *Sep. 10, 2013**

(54) **SAUTÉ SPOON**

(75) Inventors: **Louis F. Genatossio**, Shrewsbury, MA (US); **Kimberly A. Rada**, Johns Island, SC (US)

(73) Assignee: **Le Creuset SAS** (FR)

(*) Notice: This patent is subject to a terminal disclaimer.

(**) Term: **14 Years**

(21) Appl. No.: **29/403,720**

(22) Filed: **Oct. 10, 2011**

(51) **LOC (9) Cl.** **07-02**

(52) **U.S. Cl.**
USPC **D7/688**

(58) **Field of Classification Search**
USPC D7/653, 654, 669, 688, 689, 690, D7/691, 692, 368; D8/14, 16, 47; D32/40, D32/46; 15/245.1, 236.01, 236.07; 294/7, 294/8; 416/22, 3 R, 231 A, 231 B
See application file for complete search history.

(56) **References Cited**

U.S. PATENT DOCUMENTS

D174,917 S *	6/1955	Neale	D7/653
3,411,723 A	11/1968	Kohn		
3,742,602 A	7/1973	Brumwell		
3,835,574 A	9/1974	Harwood		
D250,628 S	12/1978	Seibel		
4,351,080 A	9/1982	Grossman		
4,653,142 A	3/1987	Upton		
4,672,706 A	6/1987	Hill		
5,031,272 A	7/1991	Carmien		
5,084,976 A	2/1992	Ross		
D326,033 S *	5/1992	Friederichs	D7/653
5,230,154 A	7/1993	Decker		
5,339,482 A	8/1994	Desimone		
5,421,089 A	6/1995	Dubus		

D360,561 S *	7/1995	Littledeer	D7/688
5,481,805 A	1/1996	Wilson		
D388,286 S *	12/1997	Fox	D7/653
D393,185 S *	4/1998	Chen	D7/688
D399,388 S	10/1998	Cohen		
5,881,421 A	3/1999	Ducharme		
5,881,425 A	3/1999	Hudson et al.		

(Continued)

FOREIGN PATENT DOCUMENTS

GB	614411 A	12/1948
GB	1015978 A	1/1996
WO	2008151366 A1	12/2008

Primary Examiner — Elizabeth J Oswecki

(74) *Attorney, Agent, or Firm* — Gary L. Bush; Andrews Kurth LLP

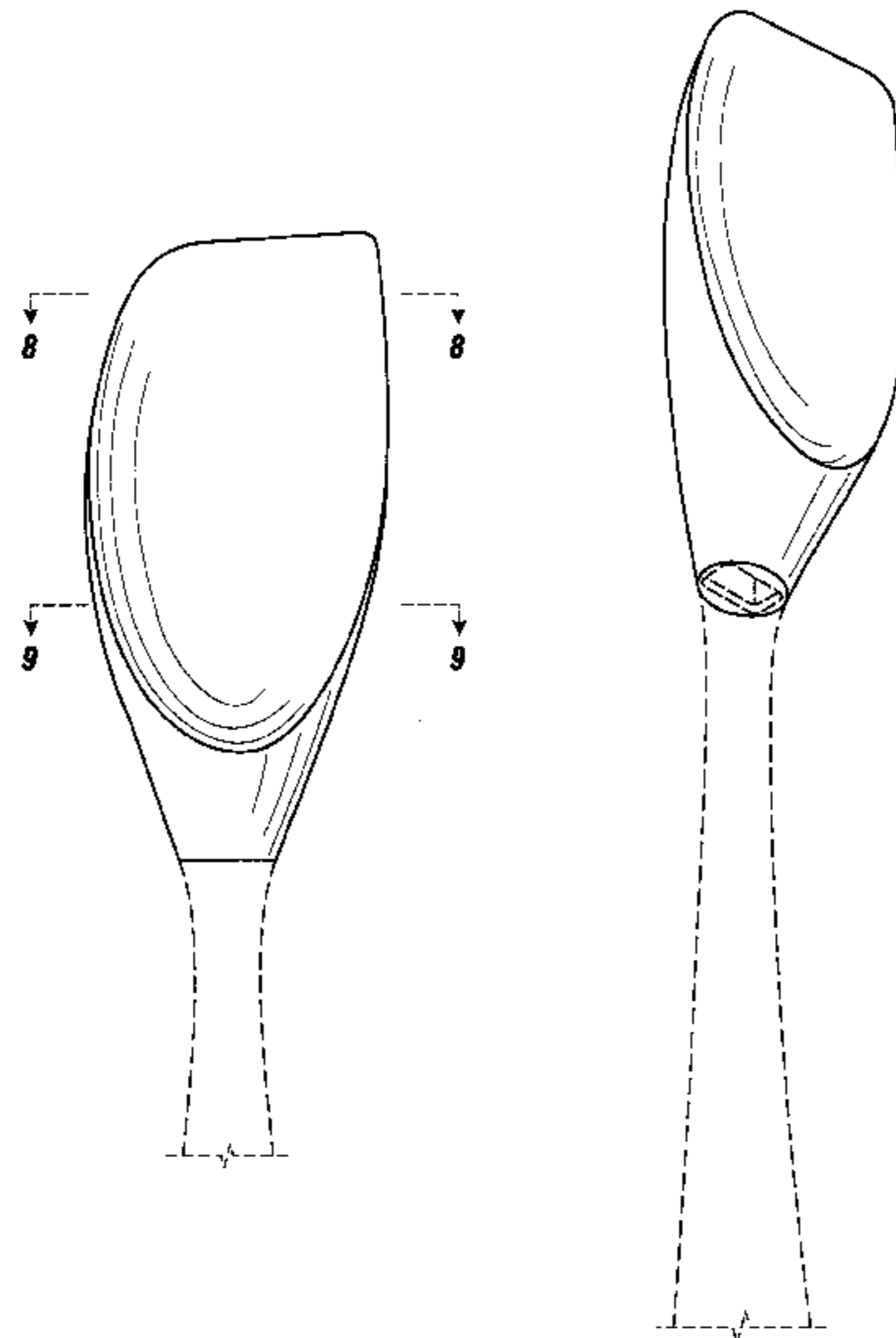
(57) **CLAIM**

The ornamental design for a sauté spoon, as shown and described.

DESCRIPTION

FIG. 1 is a front view of a sauté spoon showing our new design;
 FIG. 2 is a front, left, bottom perspective view thereof;
 FIG. 3 is a rear, right, bottom perspective view thereof;
 FIG. 4 is a front, left, top perspective view thereof;
 FIG. 5 is a rear, right, top perspective view thereof;
 FIG. 6 is a bottom plan view thereof;
 FIG. 7 is a top plan view thereof;
 FIG. 8 is a cross sectional view taken along lines 8-8 of FIG. 1;
 FIG. 9 is a cross sectional view taken along lines 9-9 of FIG. 1;
 FIG. 10 is a right side view of FIG. 1;
 FIG. 11 is a rear view thereof; and,
 FIG. 12 is a left side view thereof.
 The broken lines in FIGS. 1, 2, 3, 4, 5, 6, 10, 11, 12 form no part of the claimed design.

1 Claim, 4 Drawing Sheets



(56)

References Cited

U.S. PATENT DOCUMENTS

D411,780 S 7/1999 Muller
 D426,748 S 6/2000 Chau
 D427,044 S 6/2000 White et al.
 D443,801 S * 6/2001 Short D7/688
 D444,030 S 6/2001 Backstrom et al.
 D454,432 S 3/2002 Ancona et al.
 D458,090 S * 6/2002 Veltri et al. D7/688
 D461,680 S 8/2002 Kerr
 7,086,158 B1 8/2006 Halpern
 7,137,166 B1 11/2006 Kraemer
 7,249,793 B1 7/2007 Jabr
 D552,414 S 10/2007 McRorie, III
 D555,422 S 11/2007 Munari
 D575,102 S 8/2008 Rajasekaran
 D575,983 S 9/2008 Giannone

7,458,163 B2 12/2008 Tiech
 D617,156 S * 6/2010 Griffith D7/688
 D618,070 S * 6/2010 Jalet et al. D7/691
 D628,448 S * 12/2010 Genatossio D7/691
 D631,711 S * 2/2011 Jossem et al. D7/688
 D658,951 S * 5/2012 Jossem et al. D7/688
 D677,129 S * 3/2013 Genatossio et al. D7/688
 2003/0014825 A1 1/2003 Rohrig
 2003/0110644 A1 6/2003 Miller
 2004/0172788 A1 9/2004 Heavenor
 2005/0034277 A1 2/2005 Wing
 2005/0150083 A1 7/2005 Roberts
 2006/0032059 A1 2/2006 Corwin
 2007/0050986 A1 * 3/2007 Foster et al. 30/142
 2007/0163064 A1 7/2007 Wong et al.
 2008/0195084 A1 8/2008 Riner

* cited by examiner

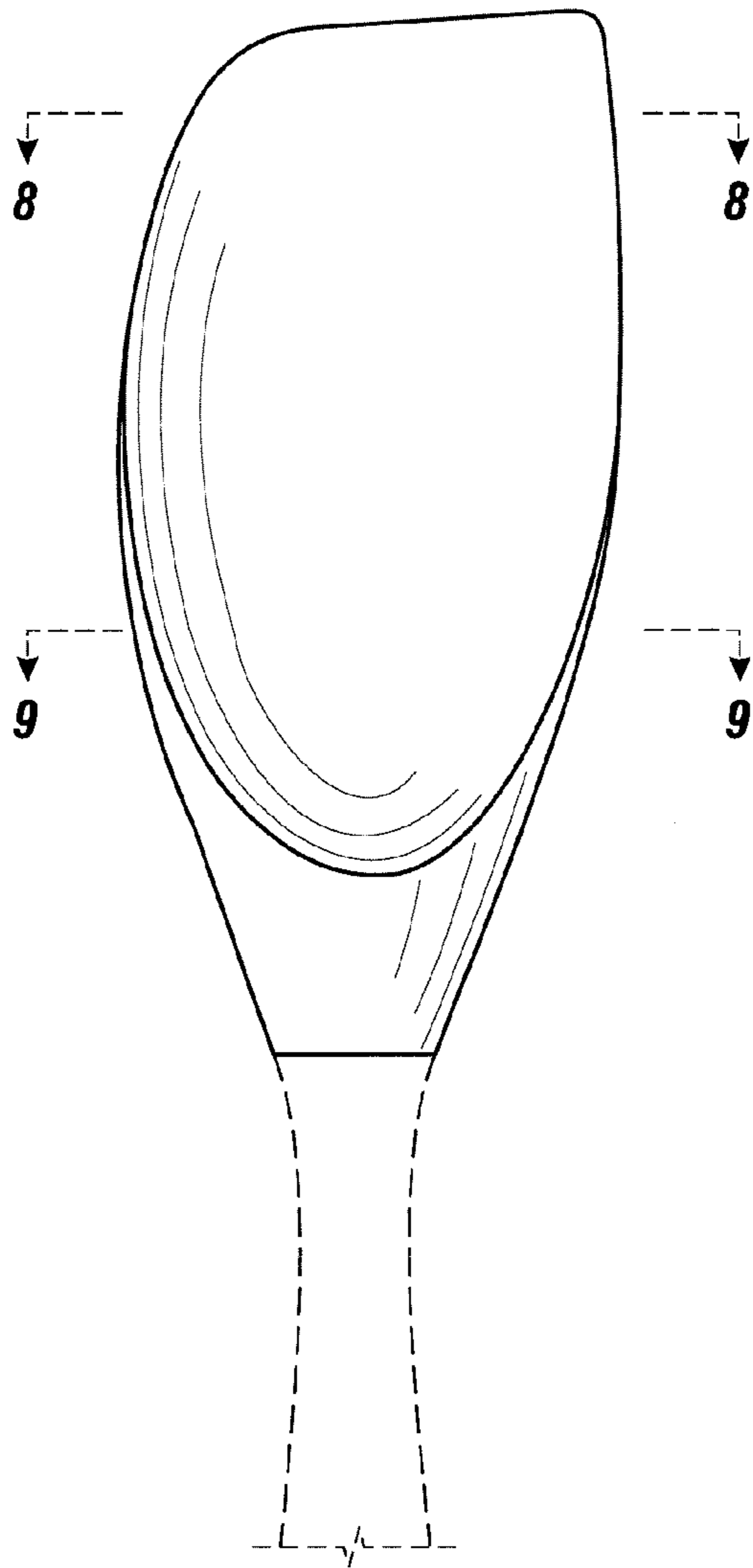


FIG. 1




FIG. 7




FIG. 8

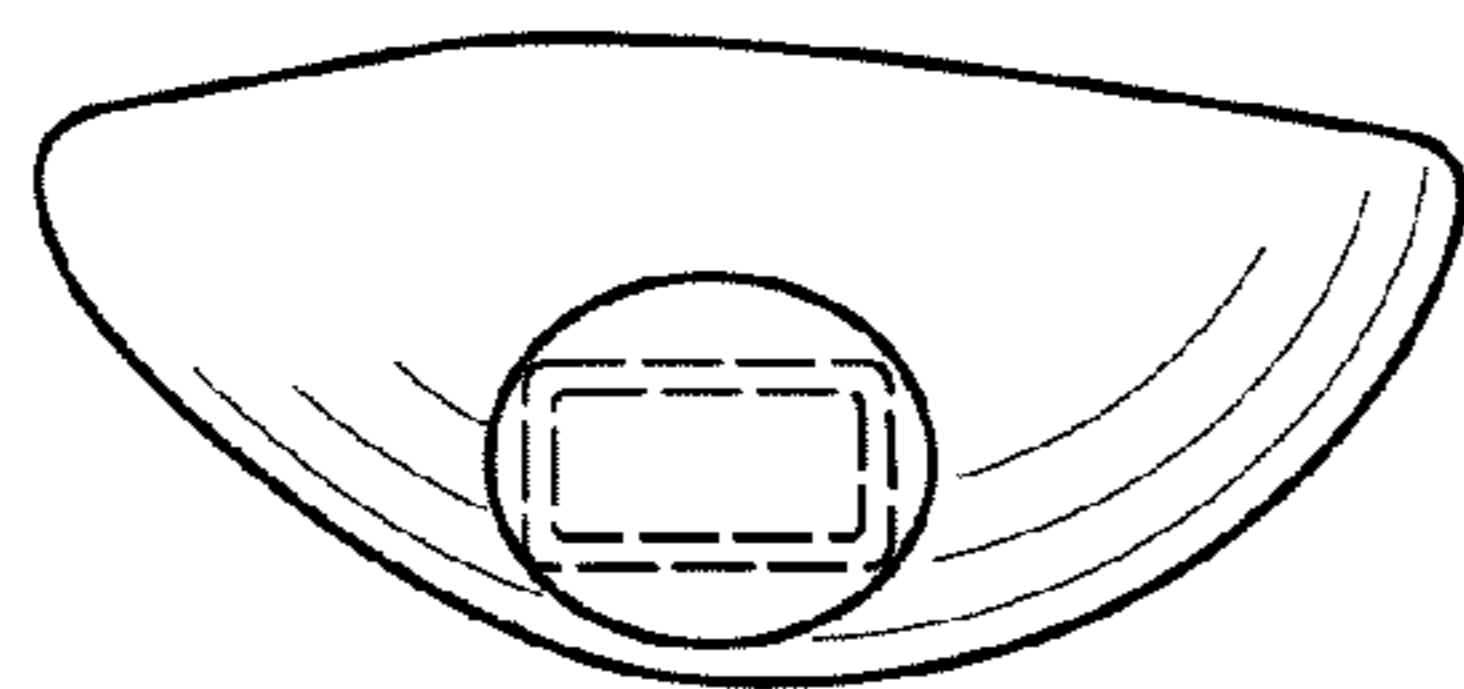


FIG. 6




FIG. 9

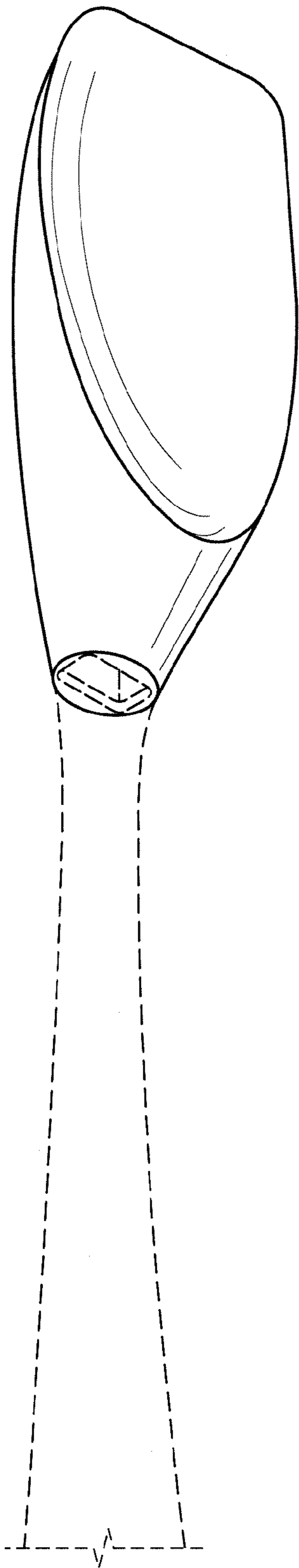


FIG. 2

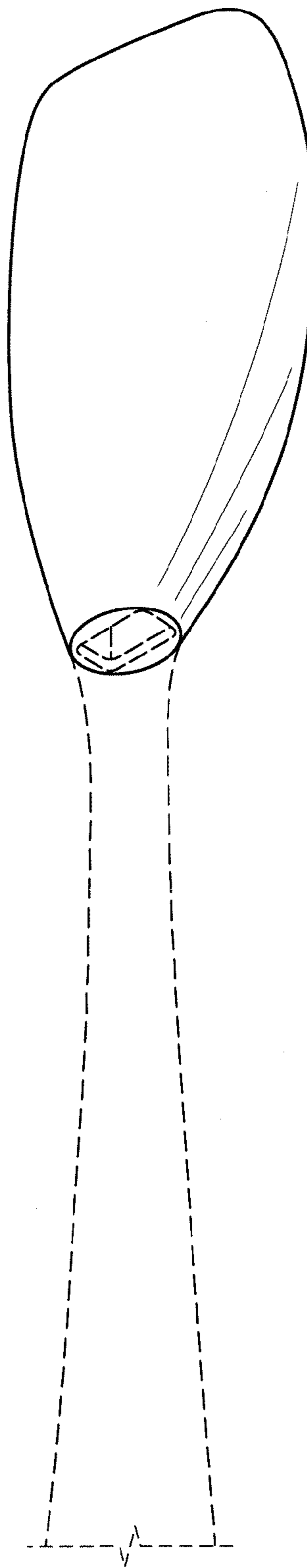


FIG. 3

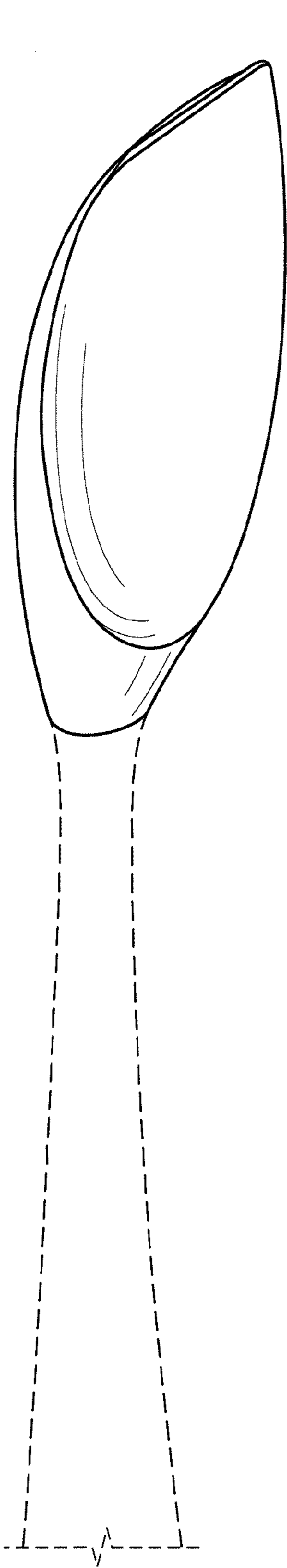


FIG. 4

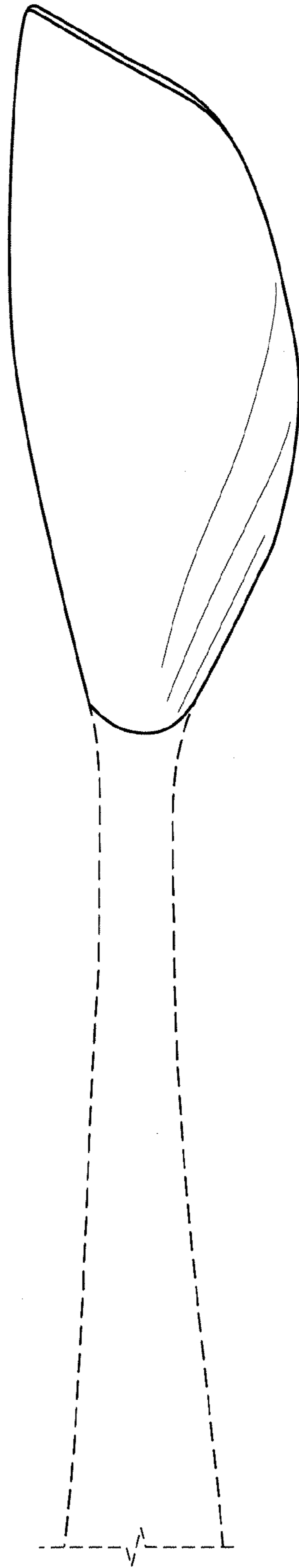


FIG. 5

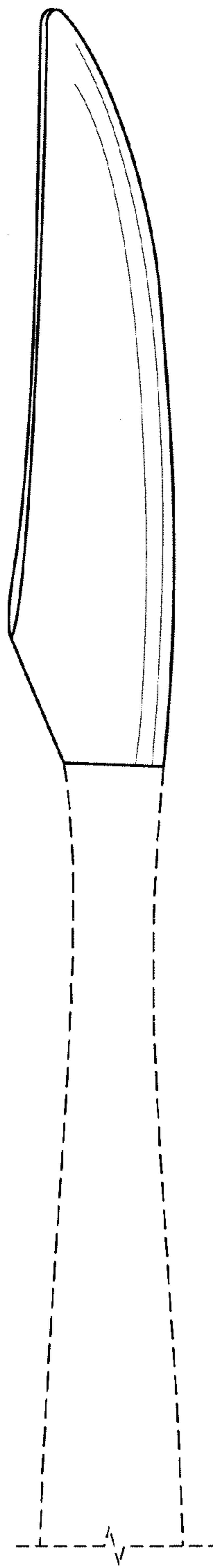


FIG. 10

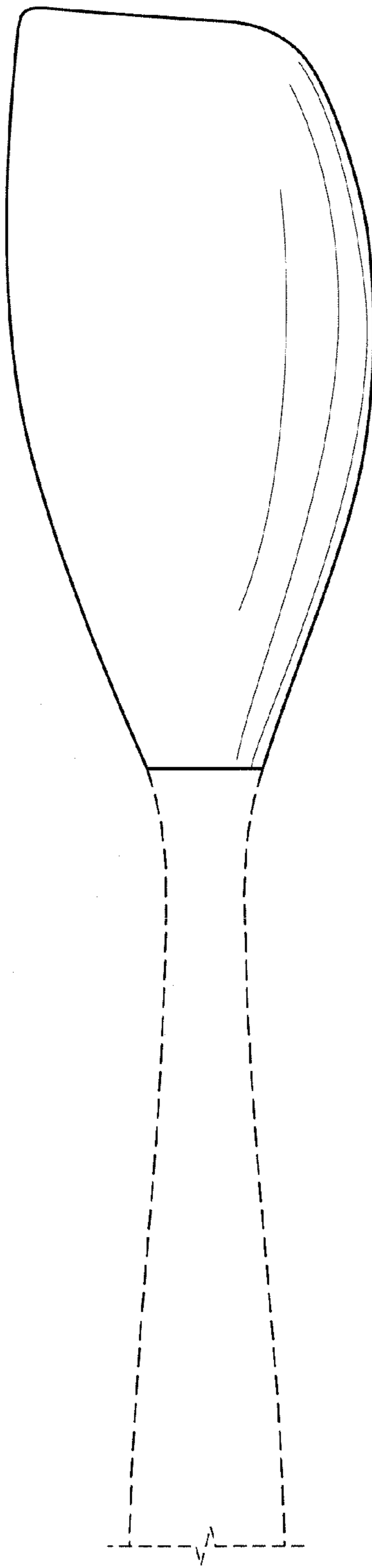


FIG. 11

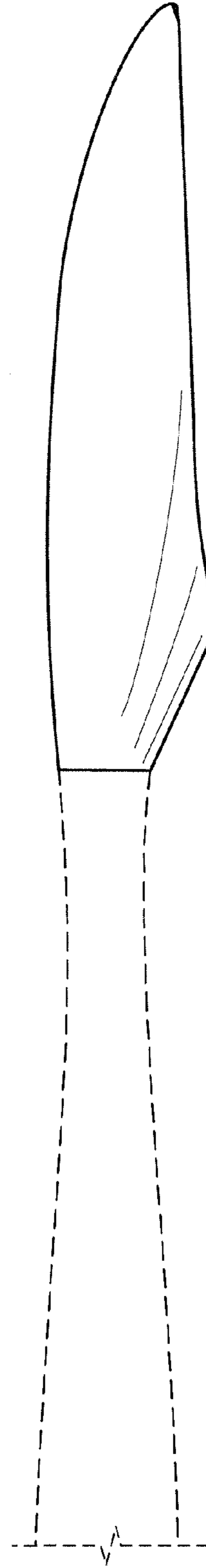


FIG. 12