



US00D689339S

(12) **United States Design Patent**
Bodechon

(10) **Patent No.:** **US D689,339 S**

(45) **Date of Patent:** **** Sep. 10, 2013**

(54) **WINE BOTTLE DRIP COLLAR**

(76) Inventor: **Jeremy Bodechon**, Atlanta, GA (US)

(**) Term: **14 Years**

(21) Appl. No.: **29/395,845**

(22) Filed: **Apr. 10, 2012**

(51) **LOC (9) Cl.** **07-02**

(52) **U.S. Cl.**
USPC **D7/624.2; D7/624.3; D7/625; D7/387;**
D9/444; D2/826

(58) **Field of Classification Search**
USPC **D7/387, 624.2, 624.3, 625, 607,**
D7/606, 608, 388, 397; D9/444, 433; 40/310;
220/738; 215/392, 394, 11.6; 428/80; D2/826
See application file for complete search history.

(56) **References Cited**

U.S. PATENT DOCUMENTS

2,200,616	A *	5/1940	Cloud	40/310
3,063,590	A *	11/1962	Hopkins	215/392
4,867,214	A *	9/1989	Fuller	428/35.8
5,188,877	A *	2/1993	Magaro	428/80
D368,000	S *	3/1996	Mazza et al.	D7/625
D378,195	S *	2/1997	Bird	D7/624.2
D379,303	S *	5/1997	Broye	D9/444
D388,663	S *	1/1998	Rausch	D7/624.3
D421,366	S *	3/2000	Mogil	D7/625
D426,113	S *	6/2000	Webb et al.	D7/625
6,228,459	B1 *	5/2001	Bujalski	428/80
D480,609	S *	10/2003	Hicks et al.	D7/625
D482,244	S *	11/2003	Yamane	D7/625
6,718,733	B2 *	4/2004	Kilmartin	53/397
D489,229	S *	5/2004	Yamane	D7/625

D493,676	S *	8/2004	Cohen et al.	D7/625
6,955,272	B2 *	10/2005	Collins	215/11.6
D514,894	S *	2/2006	Martinez	D7/606
7,192,632	B2 *	3/2007	Heldibridle et al.	428/80
D563,720	S *	3/2008	Dai	D7/387
D563,784	S *	3/2008	Swartz et al.	D9/444
7,614,523	B1 *	11/2009	Fixler et al.	220/738
D604,995	S *	12/2009	Cepero	D7/625
D605,903	S *	12/2009	Battle	D7/625
D613,564	S *	4/2010	Goettler	D7/624.2
D650,985	S *	12/2011	Swartz et al.	D3/202
D651,862	S *	1/2012	Fontana-Kwon	D7/625
8,347,532	B1 *	1/2013	Johnson	40/310
D677,995	S *	3/2013	Chickering, II	D7/625

* cited by examiner

Primary Examiner — Marianne Pandozzi
(74) *Attorney, Agent, or Firm* — Rodgers & Rodgers

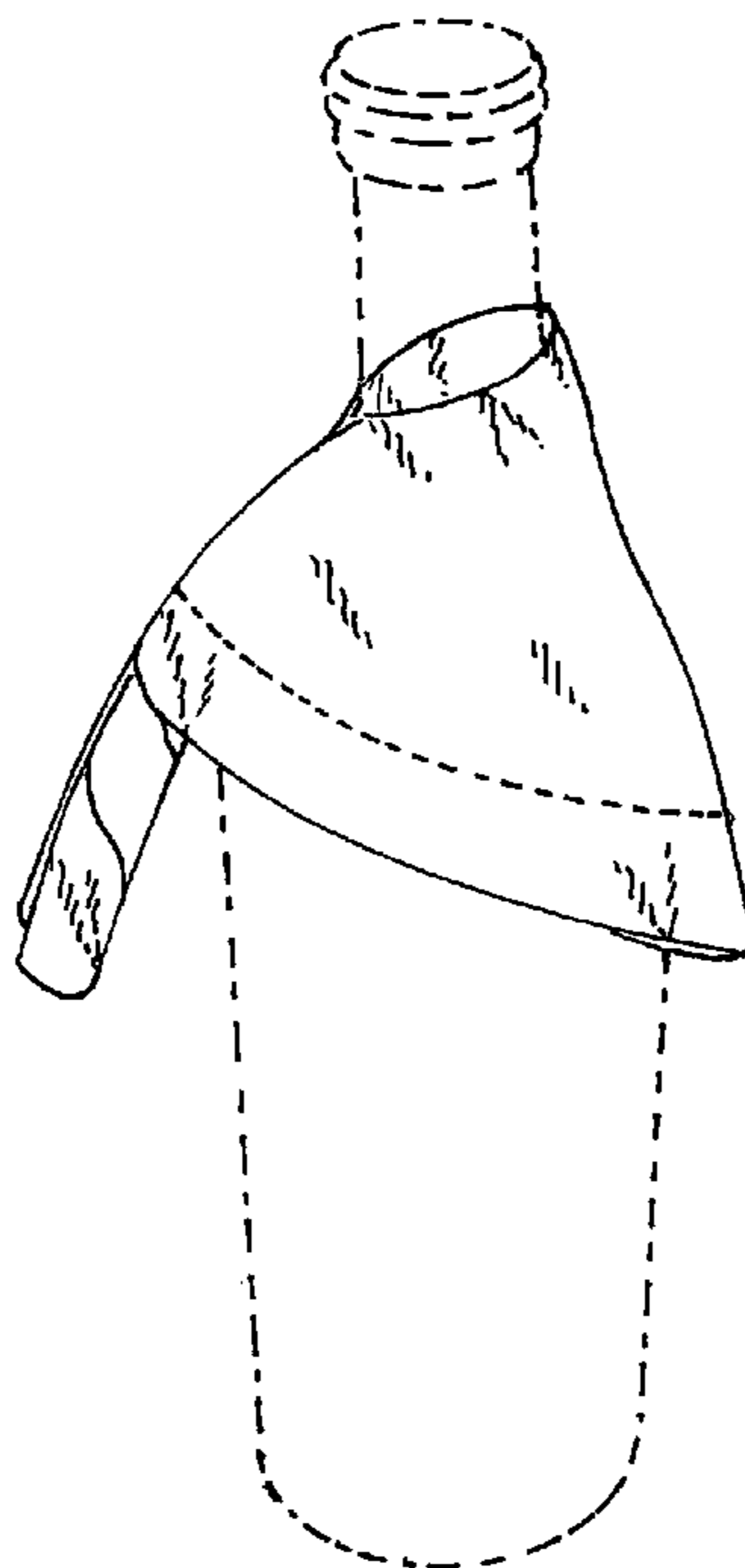
(57) **CLAIM**

The ornamental design for a wine bottle drip collar, as shown and described.

DESCRIPTION

FIG. 1 is a perspective view of a wine bottle drip collar showing my new design;
FIG. 2 is a right-side elevational view thereof;
FIG. 3 is a rear elevational view thereof;
FIG. 4 is a left-side elevational view thereof;
FIG. 5 is a front elevational view thereof;
FIG. 6 is a top plan view thereof; and,
FIG. 7 is a bottom plan view thereof.
The broken lines in the drawings are included for the purpose of illustration and form no part of the claimed design.

1 Claim, 2 Drawing Sheets



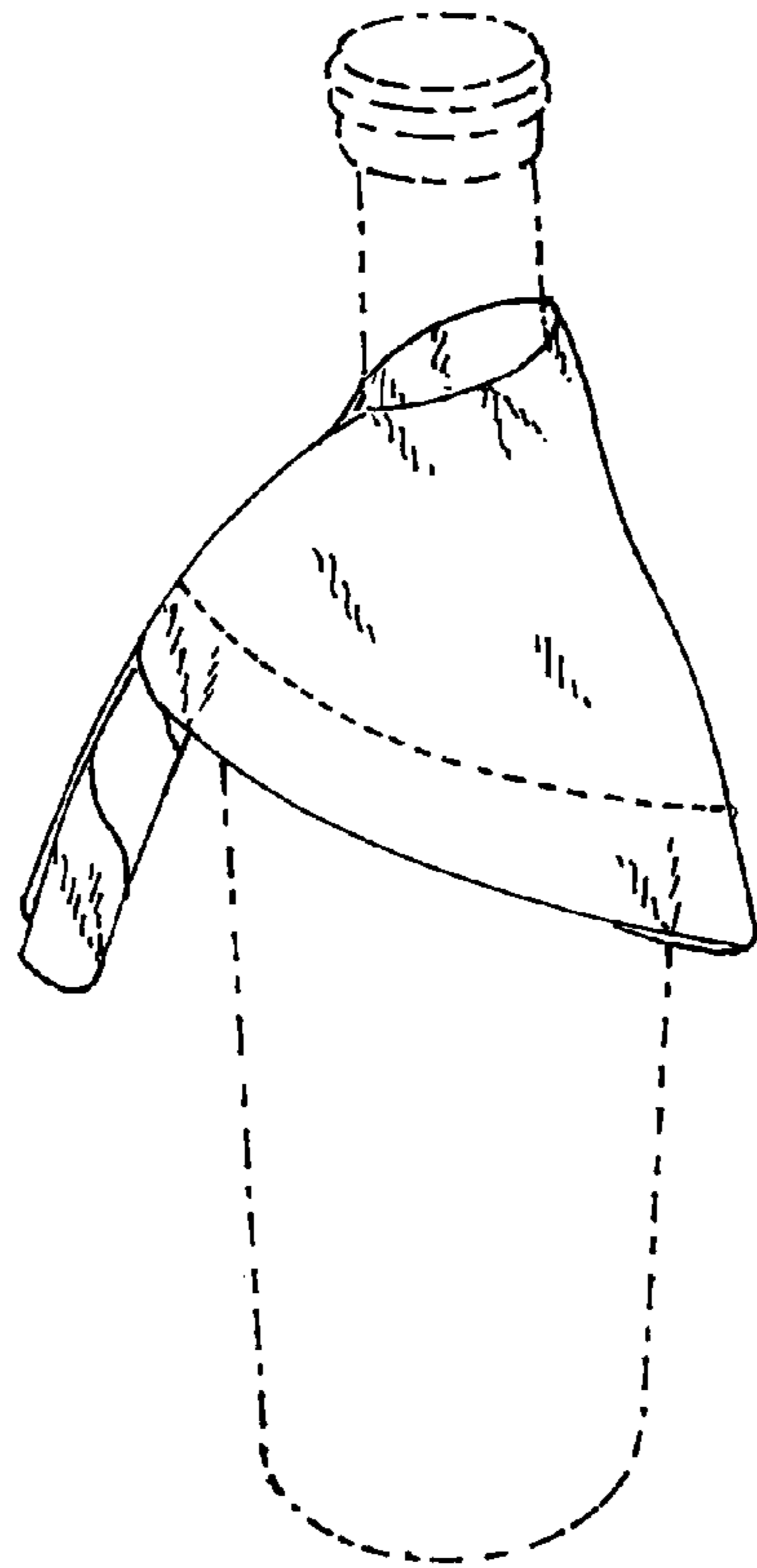


FIG. 1

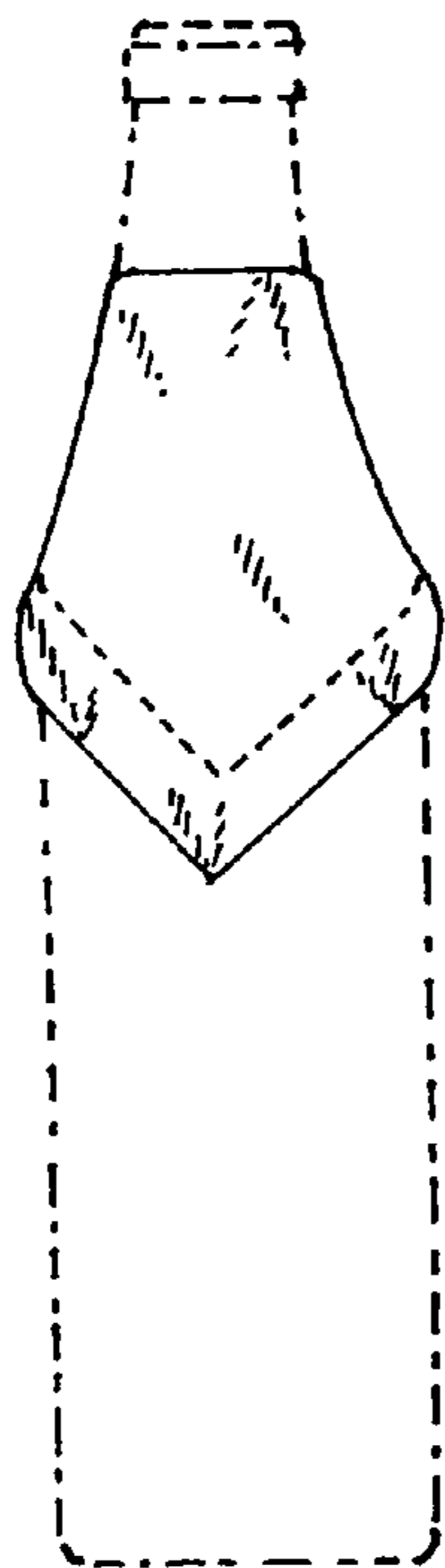


FIG. 2

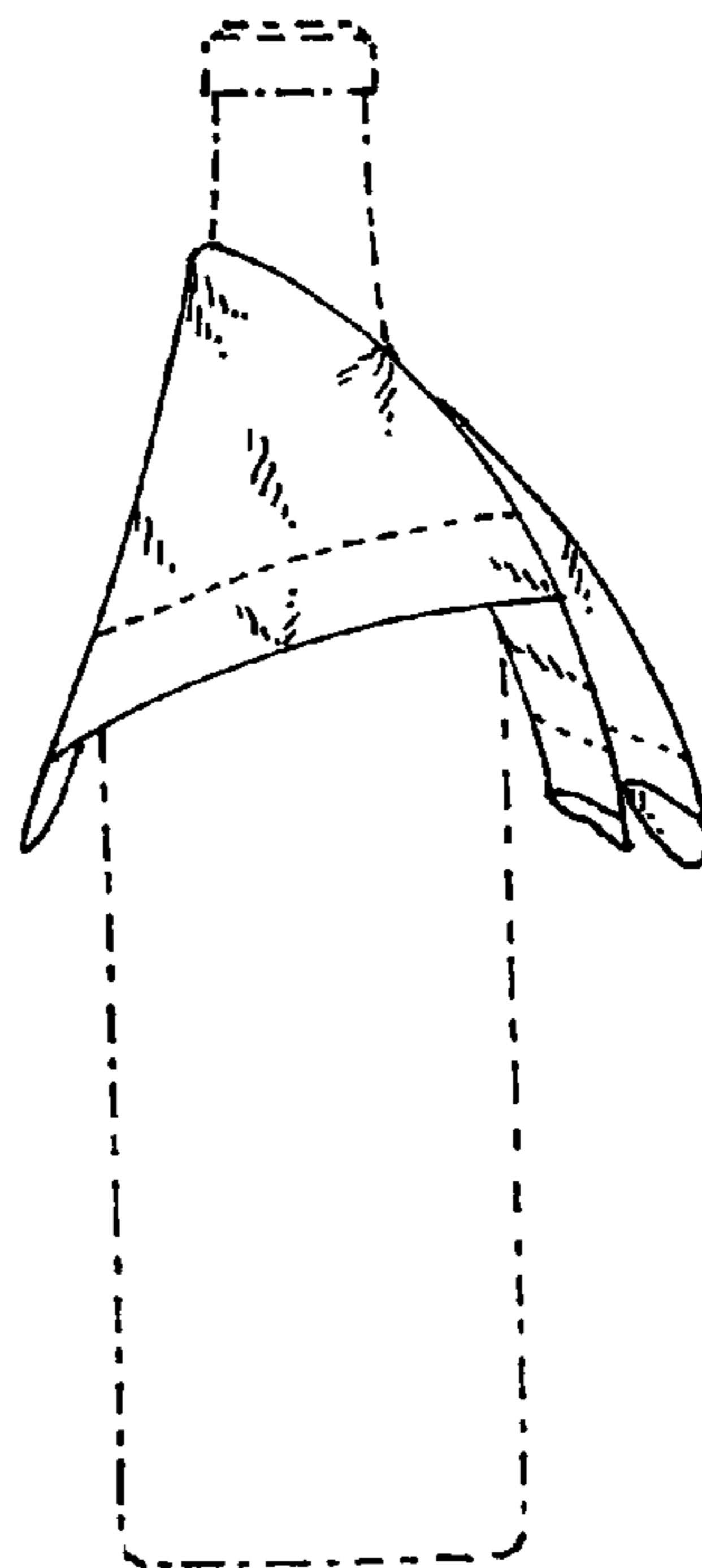


FIG. 3

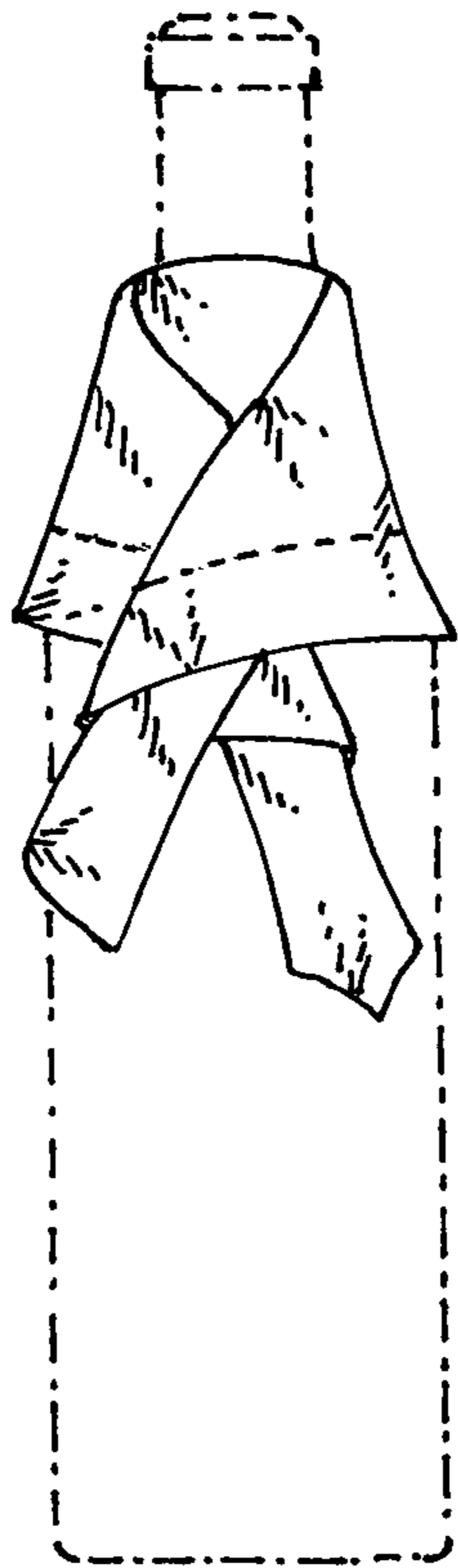


FIG. 4

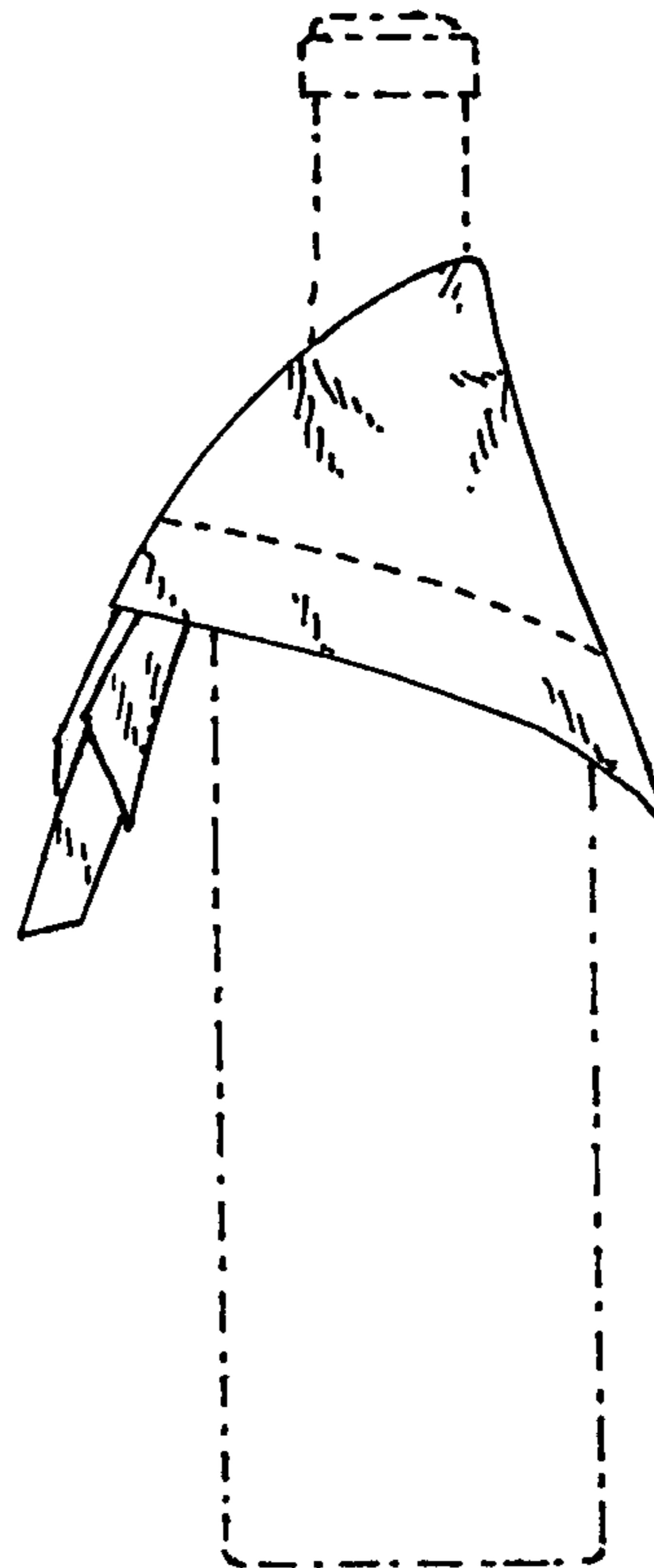


FIG. 5

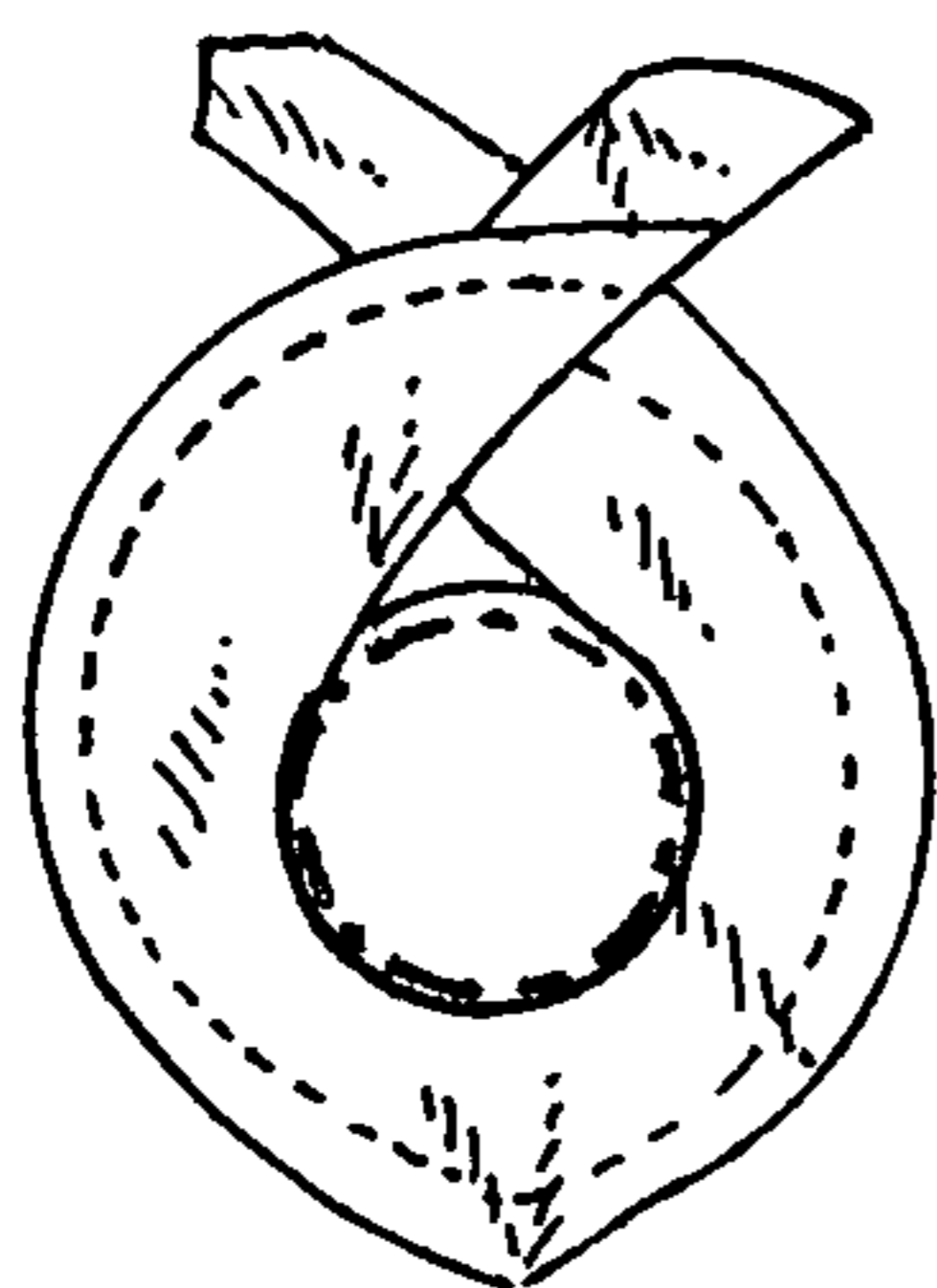


FIG. 6




FIG. 7