



US00D689326S

(12) **United States Design Patent**  
**Ortegon et al.**

(10) **Patent No.:** **US D689,326 S**

(45) **Date of Patent:** **\*\* Sep. 10, 2013**

- (54) **ROUND PERFORATED PAN**
- (71) Applicant: **Brinker International Payroll Company, L.P.**, Dallas, TX (US)
- (72) Inventors: **Homero Ortegon**, Frisco, TX (US);  
**Todd William Craig**, Frisco, TX (US)
- (73) Assignee: **Brinker International Payroll Company, L.P.**, Dallas, TX (US)
- (\*\*) Term: **14 Years**

D75,432 S *	6/1928	Keller	.....	D27/133
2,779,266 A *	1/1957	Di Trapani	.....	99/425
4,176,591 A	12/1979	Power		
5,503,063 A	4/1996	Sebald		
5,523,104 A	6/1996	Kirk		
5,526,735 A	6/1996	Hacker et al.		
D374,148 S	10/1996	Woodward et al.		
D376,723 S *	12/1996	Asner	.....	D7/359
5,680,956 A	10/1997	Woodward et al.		
D391,449 S *	3/1998	Toth et al.	.....	D7/554.2
5,776,532 A	7/1998	Wang		
6,054,697 A	4/2000	Woodward et al.		
6,281,477 B1	8/2001	Forrester et al.		
6,286,708 B1	9/2001	Scheibmeir et al.		

(Continued)

(21) Appl. No.: **29/449,182**

(22) Filed: **Mar. 14, 2013**

(51) **LOC (9) Cl.** ..... **07-02**

(52) **U.S. Cl.**  
USPC ..... **D7/354; D7/359**

(58) **Field of Classification Search**  
USPC ..... D7/323, 329–331, 337, 339, 346–347,  
D7/350.1–350.4, 352–367, 387–388, 391,  
D7/392.1, 393, 395, 396.1, 402, 407–410,  
D7/500, 505, 538–545, 552.1, 552.2, 554.2,  
D7/555, 566, 584–587, 602, 667, 672–674,  
D7/698; D27/133; 99/324–325, 331–332,  
99/337–349, 358, 369–376, 380, 389, 400–418,  
99/422–428, 444–446, 450, 483; 126/9 B,  
126/37 R, 261, 378.1; 206/501–505, 507–508,  
206/518; 219/386, 400, 405, 429–442, 450.1,  
219/452.13, 460.1, 620–624, 725, 730–735;  
220/4.21–4.24, 23.8, 315, 573.1–573.5, 629,  
220/675, 743, 756, 769, 912; 426/132, 438,  
426/441, 549

See application file for complete search history.

(56) **References Cited**

**U.S. PATENT DOCUMENTS**

254,770 A *	3/1882	Hurd	.....	99/450
955,033 A *	4/1910	Wing	.....	99/428

**OTHER PUBLICATIONS**

Ortegon et al., U.S. Appl. No. 29/449,186, filed Mar. 14, 2013.

(Continued)

*Primary Examiner* — Ricky Pham

(74) *Attorney, Agent, or Firm* — Hitchcock Evert LLP

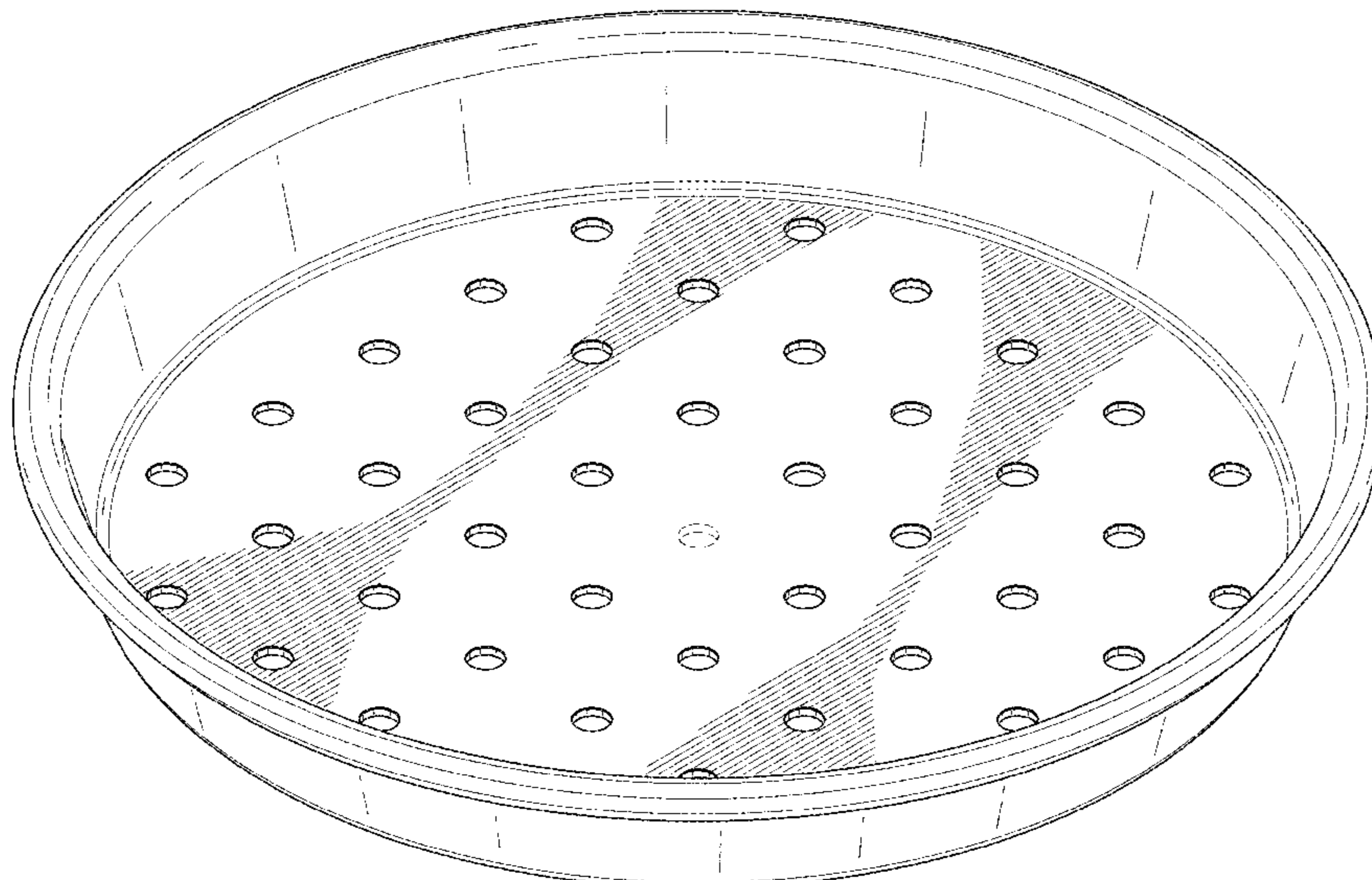
(57) **CLAIM**

The ornamental design for a round perforated pan, as shown and described.

**DESCRIPTION**

FIG. 1 is a perspective view from the top of the round perforated pan;  
FIG. 2 is a front view thereof;  
FIG. 3 is a back view thereof;  
FIG. 4 is a right side view thereof;  
FIG. 5 is a left side view thereof;  
FIG. 6 is a top view thereof; and  
FIG. 7 is a bottom view thereof; and,  
FIG. 8 is a perspective view from the bottom thereof.  
The dotted lines are for illustrative purposes only and form no part of the claimed design.

**1 Claim, 5 Drawing Sheets**



(56)

**References Cited**

U.S. PATENT DOCUMENTS

6,626,996 B1 9/2003 Amigh et al.  
D505,590 S \* 5/2005 Greiner et al. .... D7/409  
D513,150 S \* 12/2005 Asner ..... D7/354  
D611,300 S \* 3/2010 Chen et al. .... D7/409  
D628,009 S \* 11/2010 Sarnoff et al. .... D7/359  
D641,216 S \* 7/2011 Chen ..... D7/667  
D658,426 S \* 5/2012 Saunders ..... D7/359

D682,012 S \* 5/2013 Lin ..... D7/359  
2003/0209194 A1 11/2003 Amigh et al.  
2006/0027106 A1 2/2006 Craig et al.  
2006/0208046 A1 9/2006 Dennen et al.

OTHER PUBLICATIONS

Ortegon et al., U.S. Appl. No. 29/449,180, filed Mar. 14, 2013.

\* cited by examiner

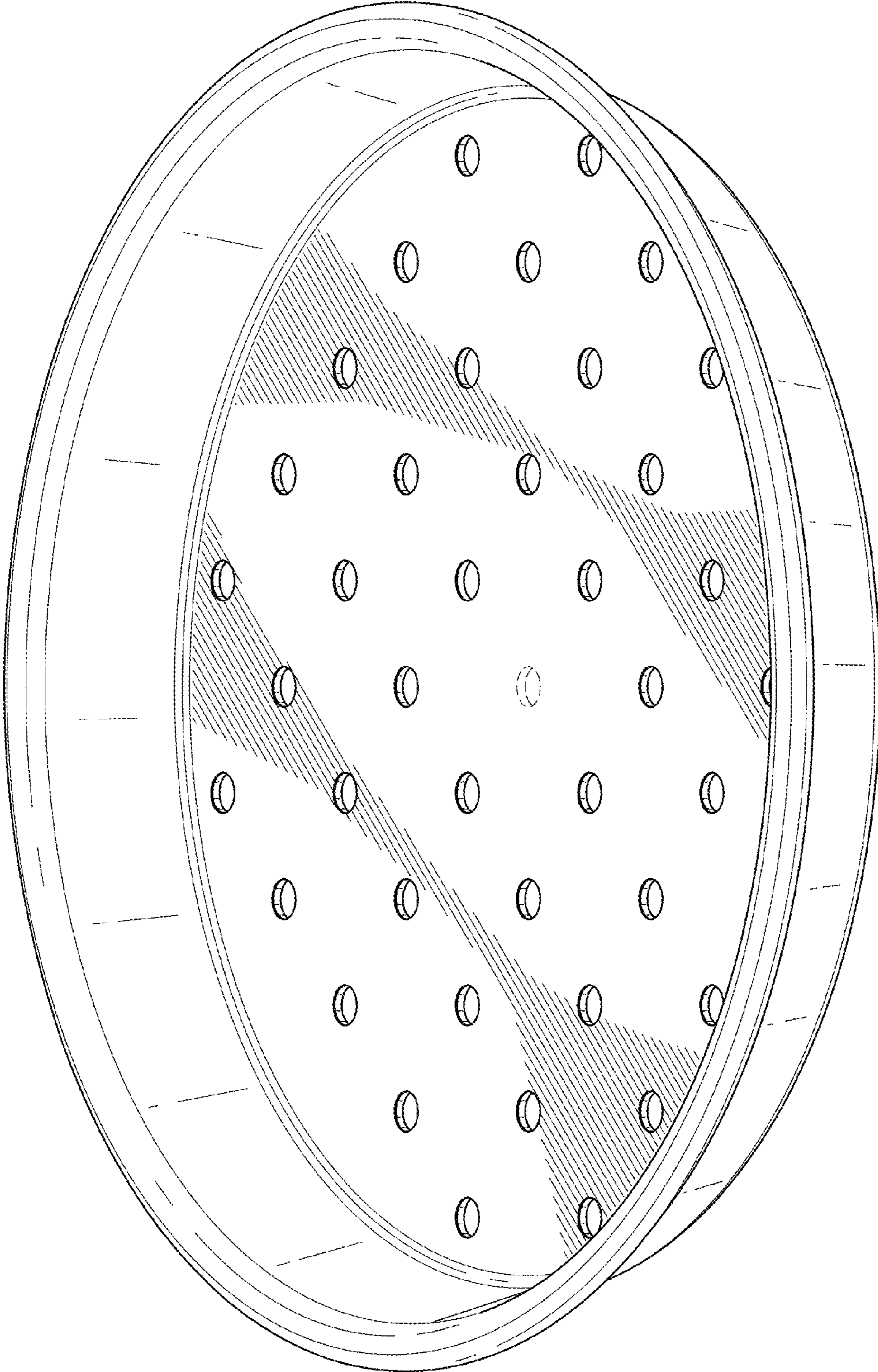


FIG. 1



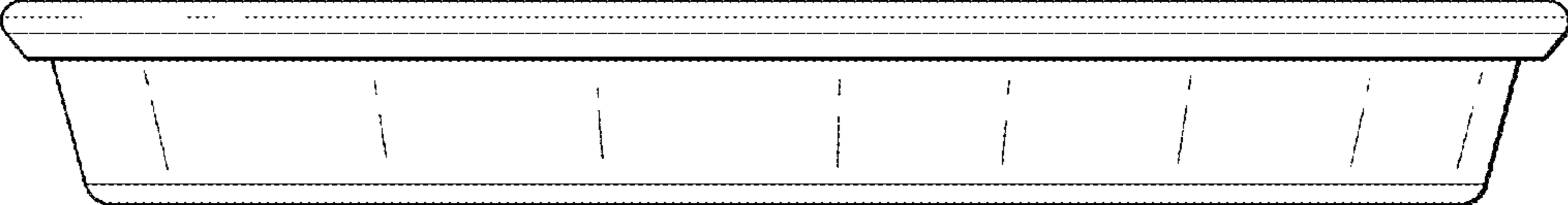


FIG. 2

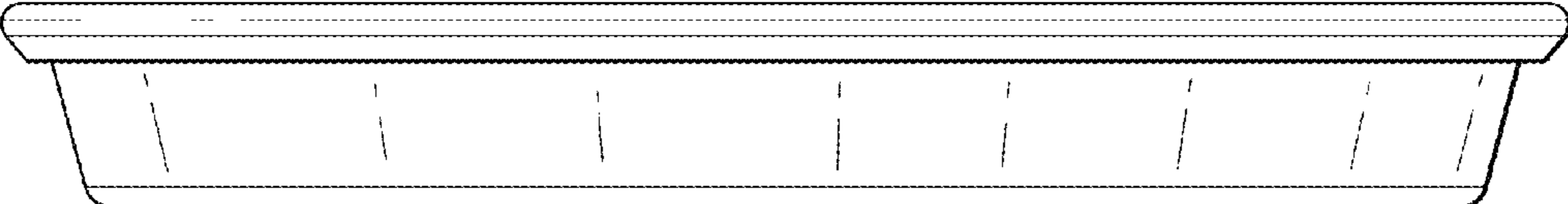


FIG. 3

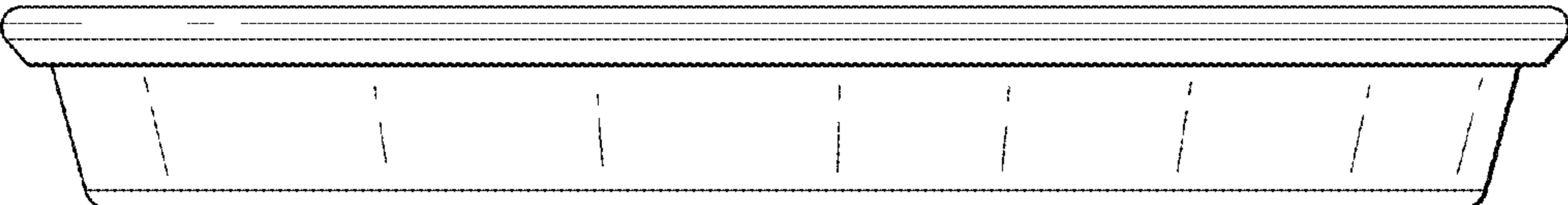


FIG. 4

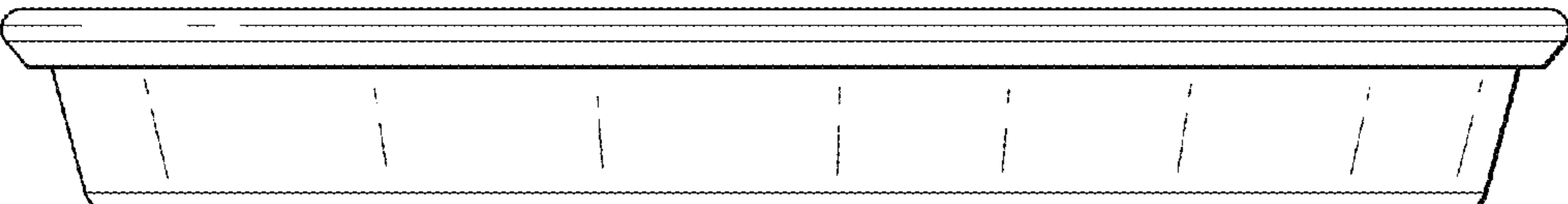


FIG. 5

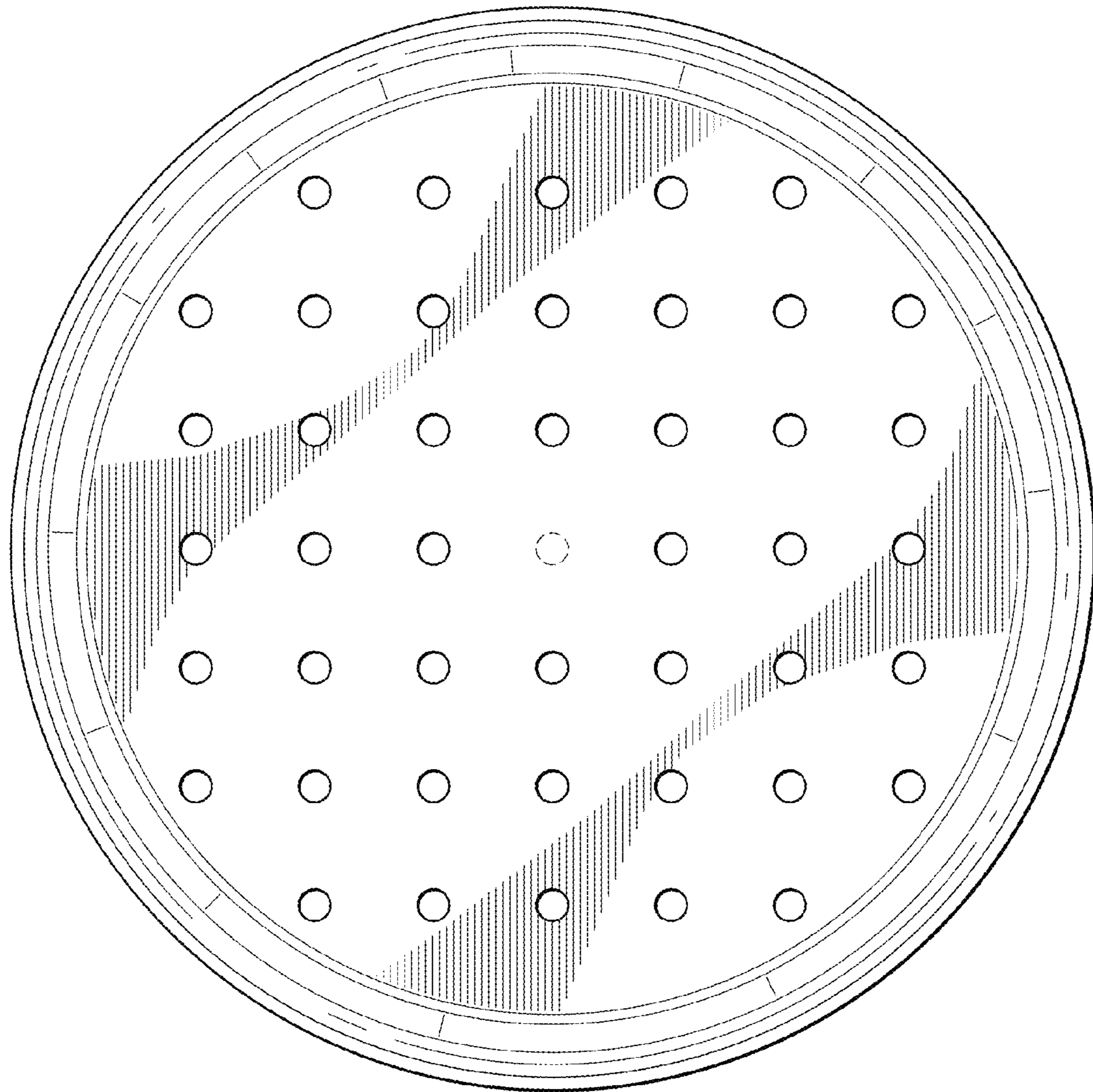


FIG. 6

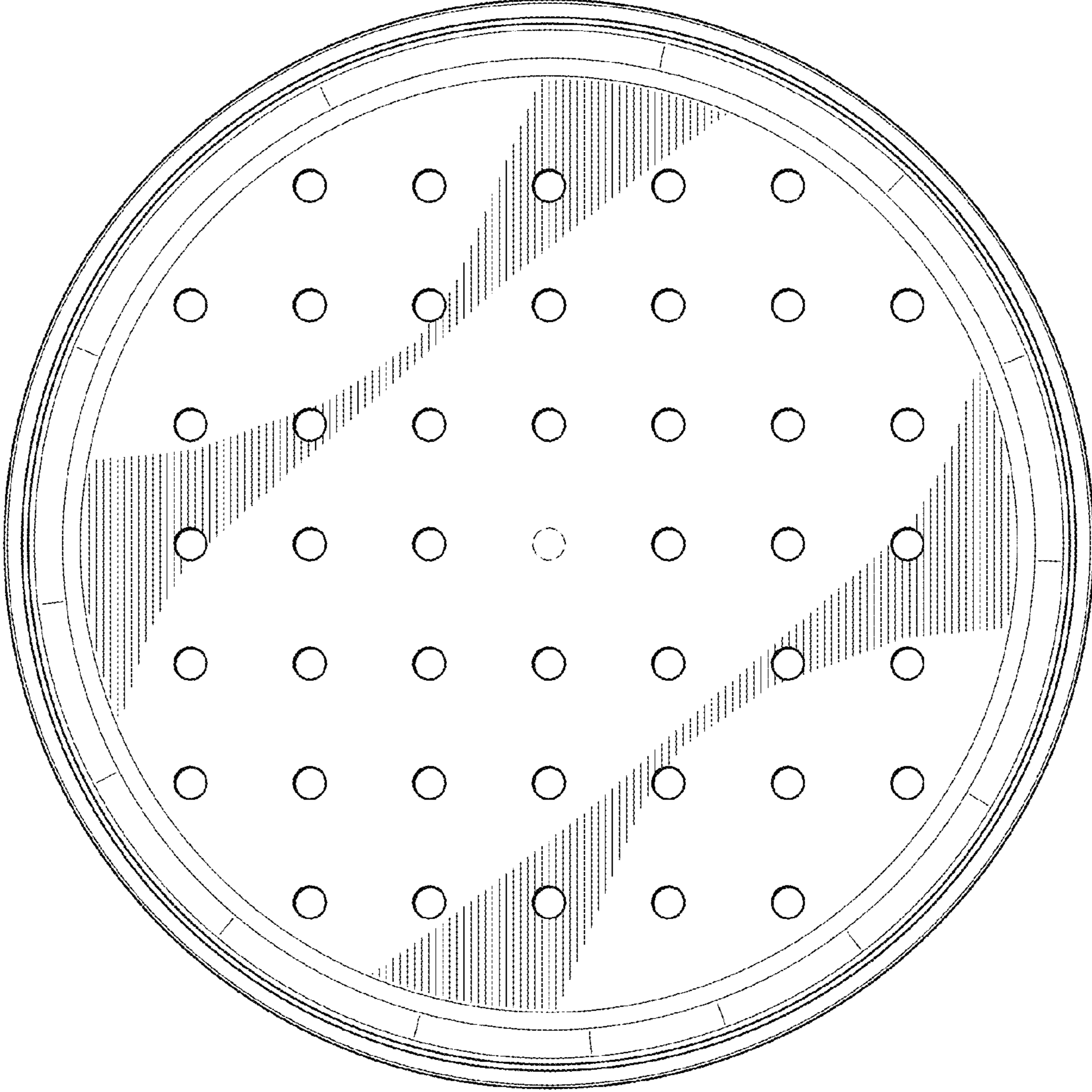


FIG. 7

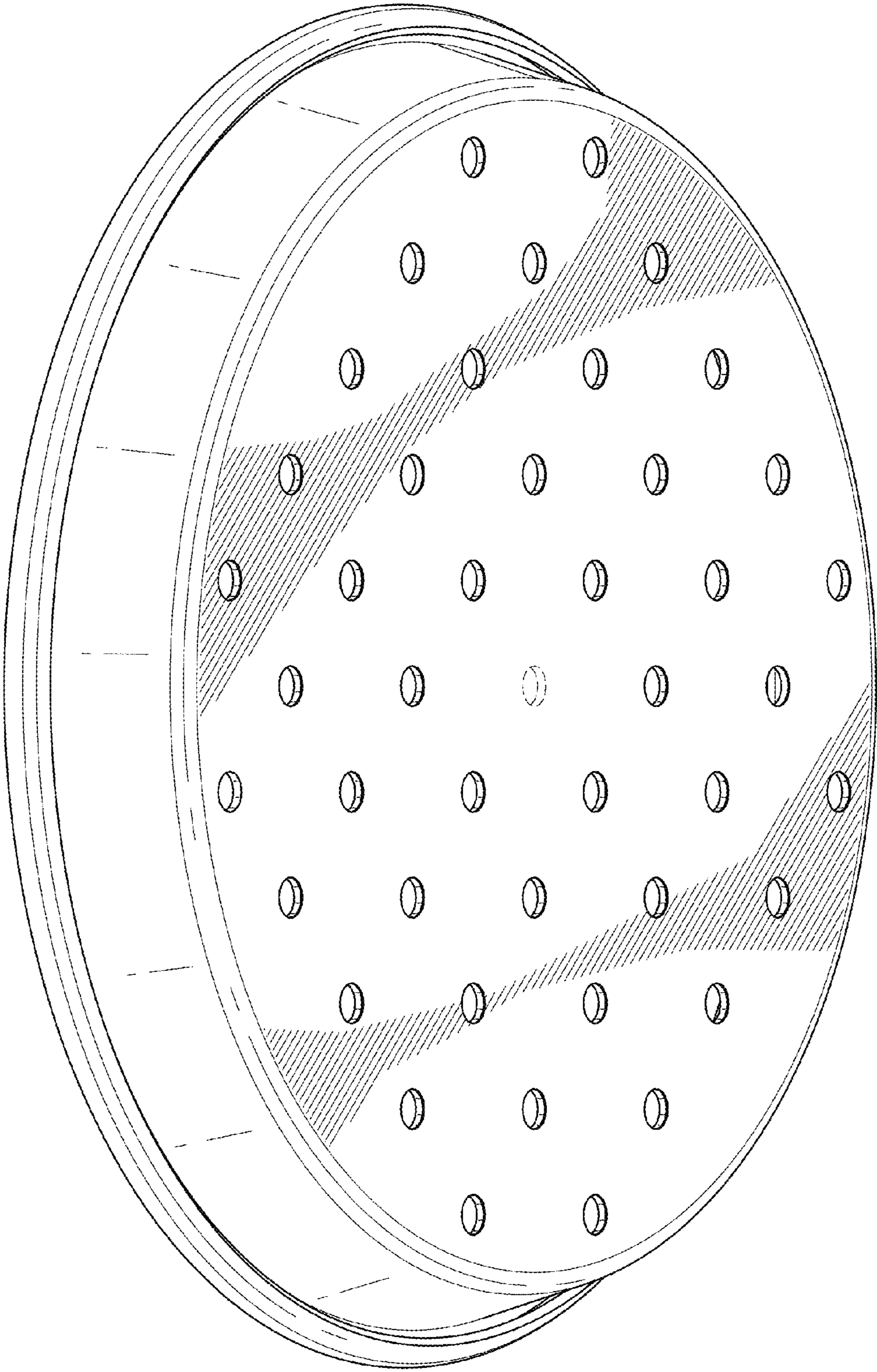


FIG. 8