



US00D689311S

(12) **United States Design Patent**  
**Day**

(10) **Patent No.:** **US D689,311 S**

(45) **Date of Patent:** **\*\* Sep. 10, 2013**

(54) **CHAIR SEAT COVER**

(75) Inventor: **Maxwell Day**, Malvern (AU)

(73) Assignee: **Leisurelife (Aust) Pty Ltd**, Hawthorn East, Victoria (AU)

(\*\*) Term: **14 Years**

(21) Appl. No.: **29/426,651**

(22) Filed: **Jul. 9, 2012**

(30) **Foreign Application Priority Data**

Jan. 10, 2012 (AU) ..... 100642012

(51) **LOC (9) Cl.** ..... **06-01**

(52) **U.S. Cl.**  
USPC ..... **D6/716**

(58) **Field of Classification Search**  
USPC ..... D6/334-336, 367, 368, 374, 375,  
D6/379, 716, 716.1, 716.2, 716.3, 716.4;  
248/164; 297/16.2, 45, 46, 55, 56, 57, 440.11,  
297/452.13

See application file for complete search history.

(56) **References Cited**

**U.S. PATENT DOCUMENTS**

2,712,349	A	7/1955	Voir	
4,014,591	A	3/1977	Gittings	
D244,216	S	5/1977	Gerber	
4,047,752	A	9/1977	Rohr	
D432,823	S *	10/2000	Zheng	D6/716
6,247,748	B1	6/2001	Zheng	
6,402,230	B1 *	6/2002	Tang	297/45
D469,643	S *	2/2003	Wu	D6/716
6,629,722	B1	10/2003	Tang	
6,779,838	B2 *	8/2004	Chang	297/16.2
6,926,356	B2	8/2005	Chen	
7,717,503	B1 *	5/2010	Watson	297/45

7,857,380	B2	12/2010	Grieger et al.	
8,459,741	B2 *	6/2013	Mazzola et al.	297/16.2
2003/0052518	A1	3/2003	Zheng	
2004/0007903	A1 *	1/2004	Chang	297/45
2004/0036323	A1 *	2/2004	Hwang	297/16.2
2009/0309394	A1	12/2009	Chen	
2010/0283295	A1 *	11/2010	Smith et al.	297/16.2
2010/0314914	A1 *	12/2010	Mazzola et al.	297/16.2

**FOREIGN PATENT DOCUMENTS**

AU	321351	S	10/2008
AU	321352	S	10/2008
AU	338656	S	9/2011
EM	001295091-00001		9/2011

**OTHER PUBLICATIONS**

Photograph of folding chair; [http://images.bedbathandbeyond.com/assets/product\\_images](http://images.bedbathandbeyond.com/assets/product_images); sold in U.S. prior to 2010; 1 page.

\* cited by examiner

*Primary Examiner* — Mimosa De

(74) *Attorney, Agent, or Firm* — Harness, Dickey & Pierce, P.L.C.

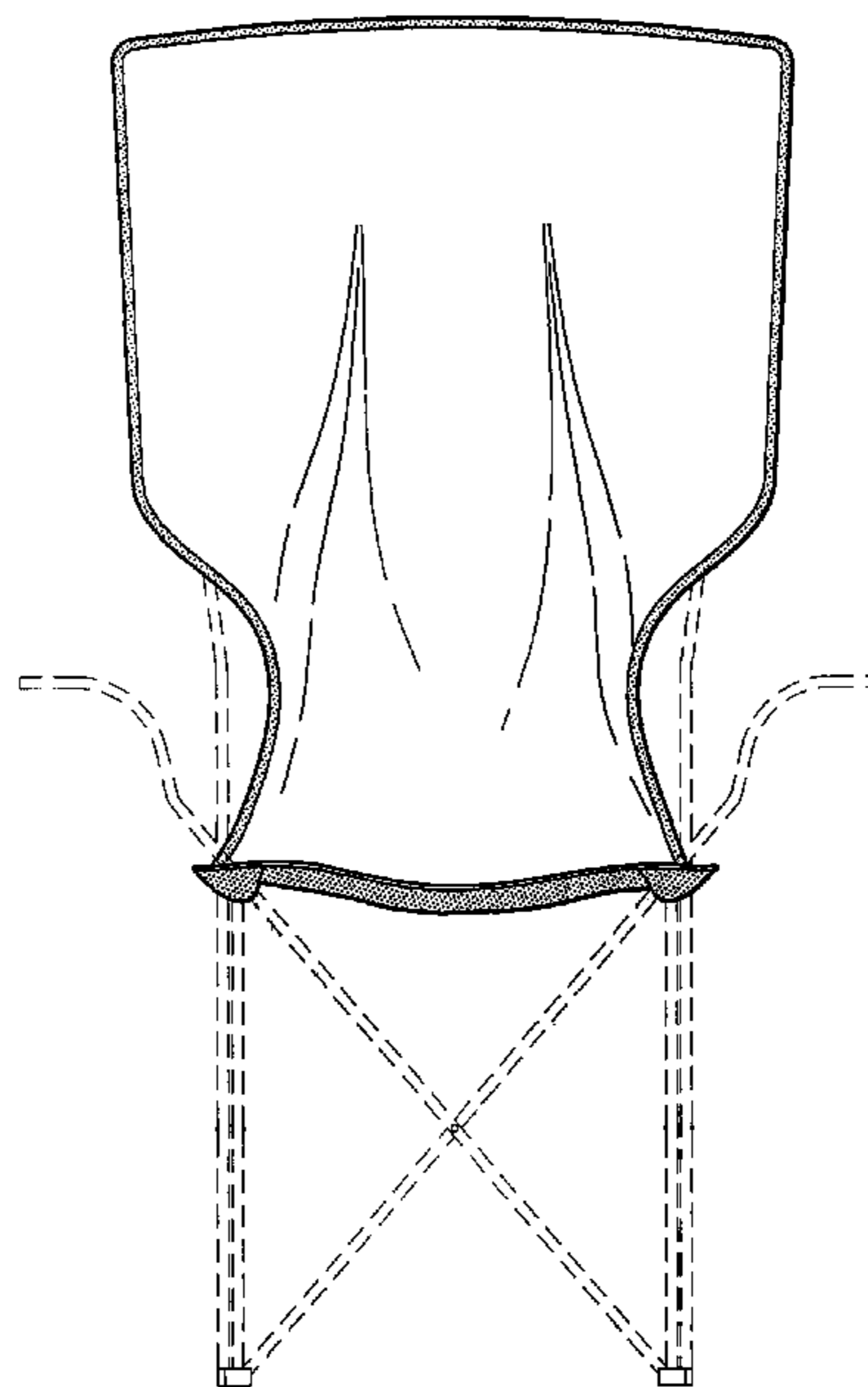
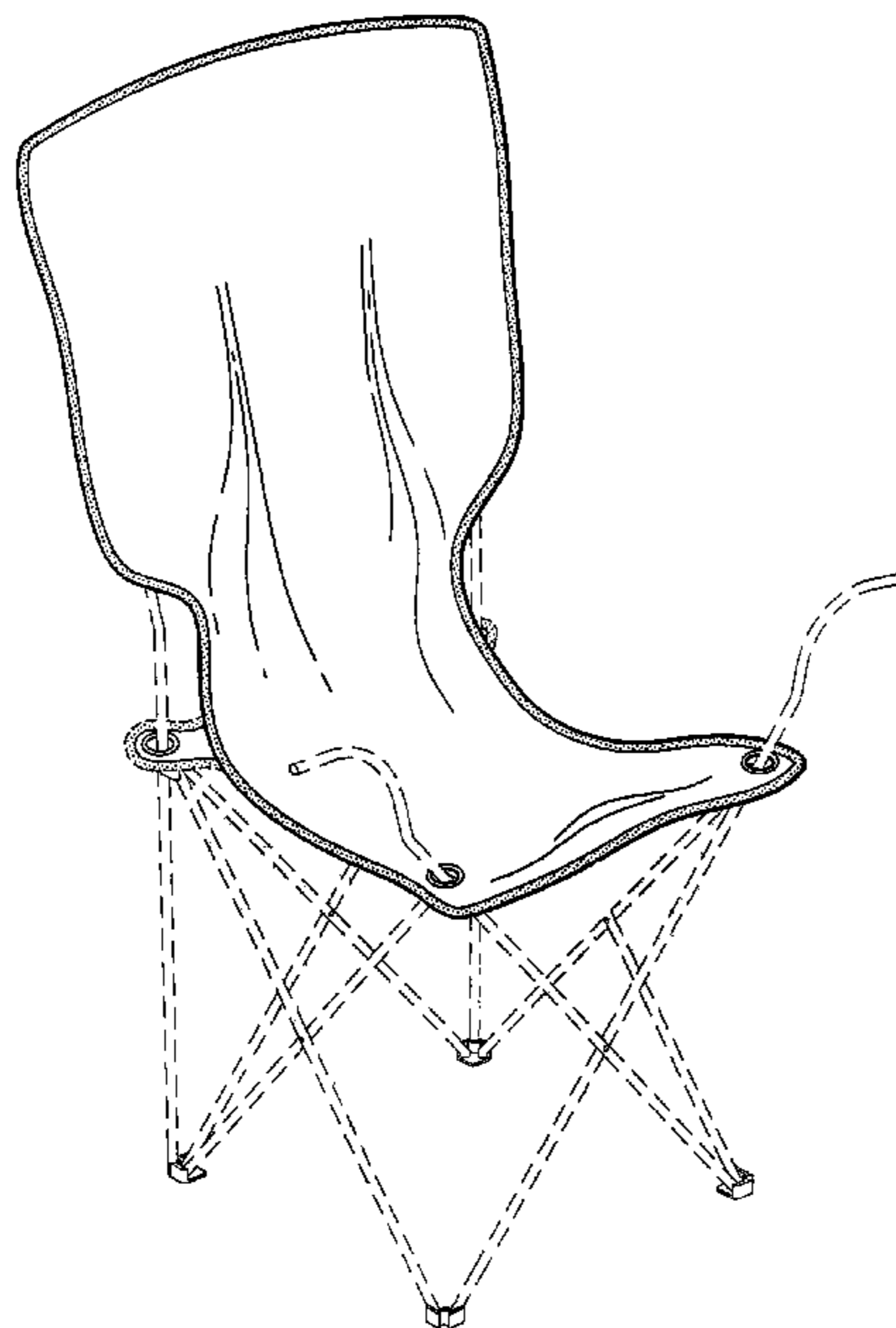
(57) **CLAIM**

I claim the ornamental design for a chair seat cover, as shown and described.

**DESCRIPTION**

FIG. 1 is a front perspective view showing the chair seat cover;  
FIG. 2 is a front elevational view showing the chair seat cover;  
and,  
FIG. 3 is a side elevational view showing the chair seat cover.  
The features shown in discontinuous or broken lines are for illustrative purposes only and form no part of the claimed design.

**1 Claim, 3 Drawing Sheets**



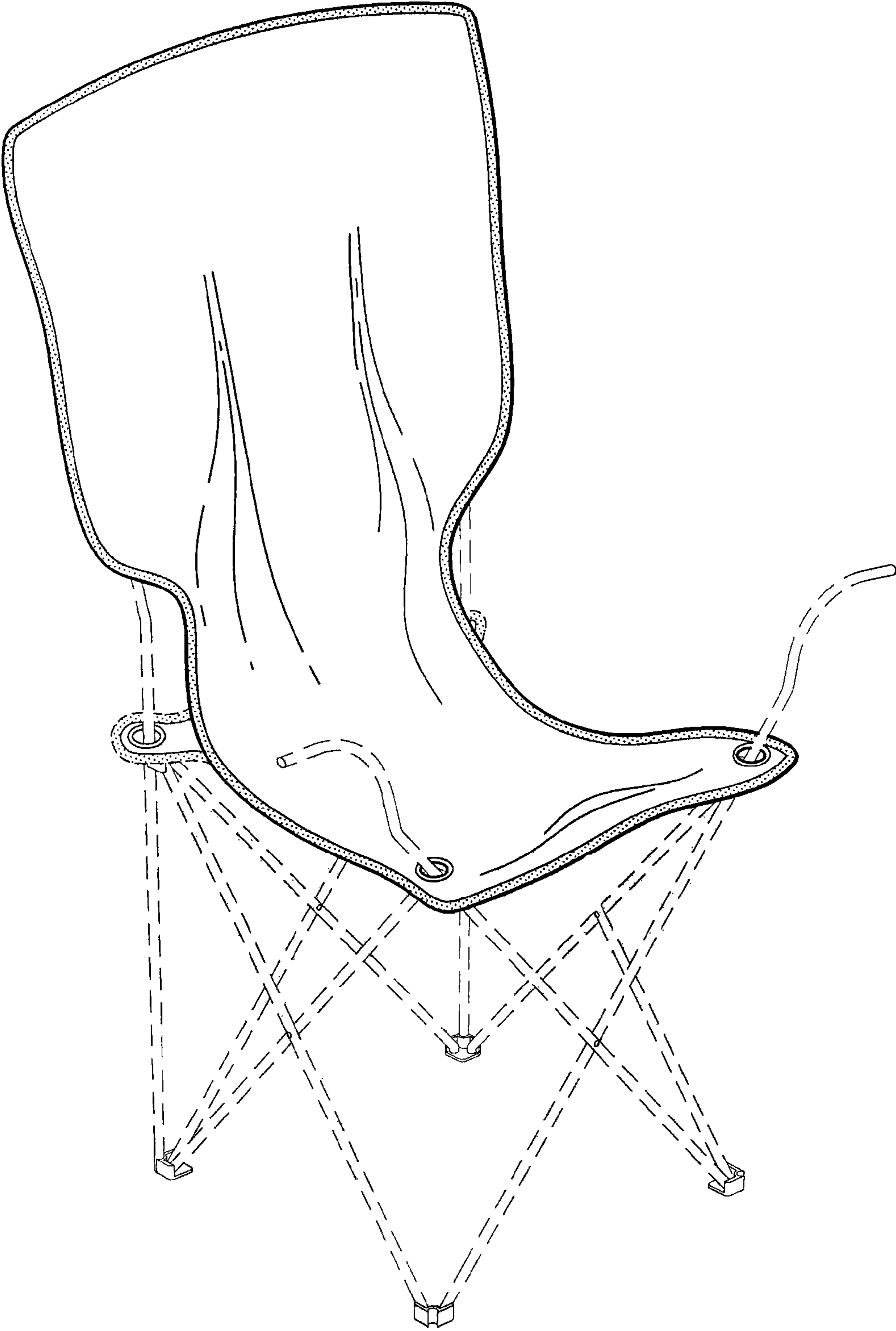


FIG. 1

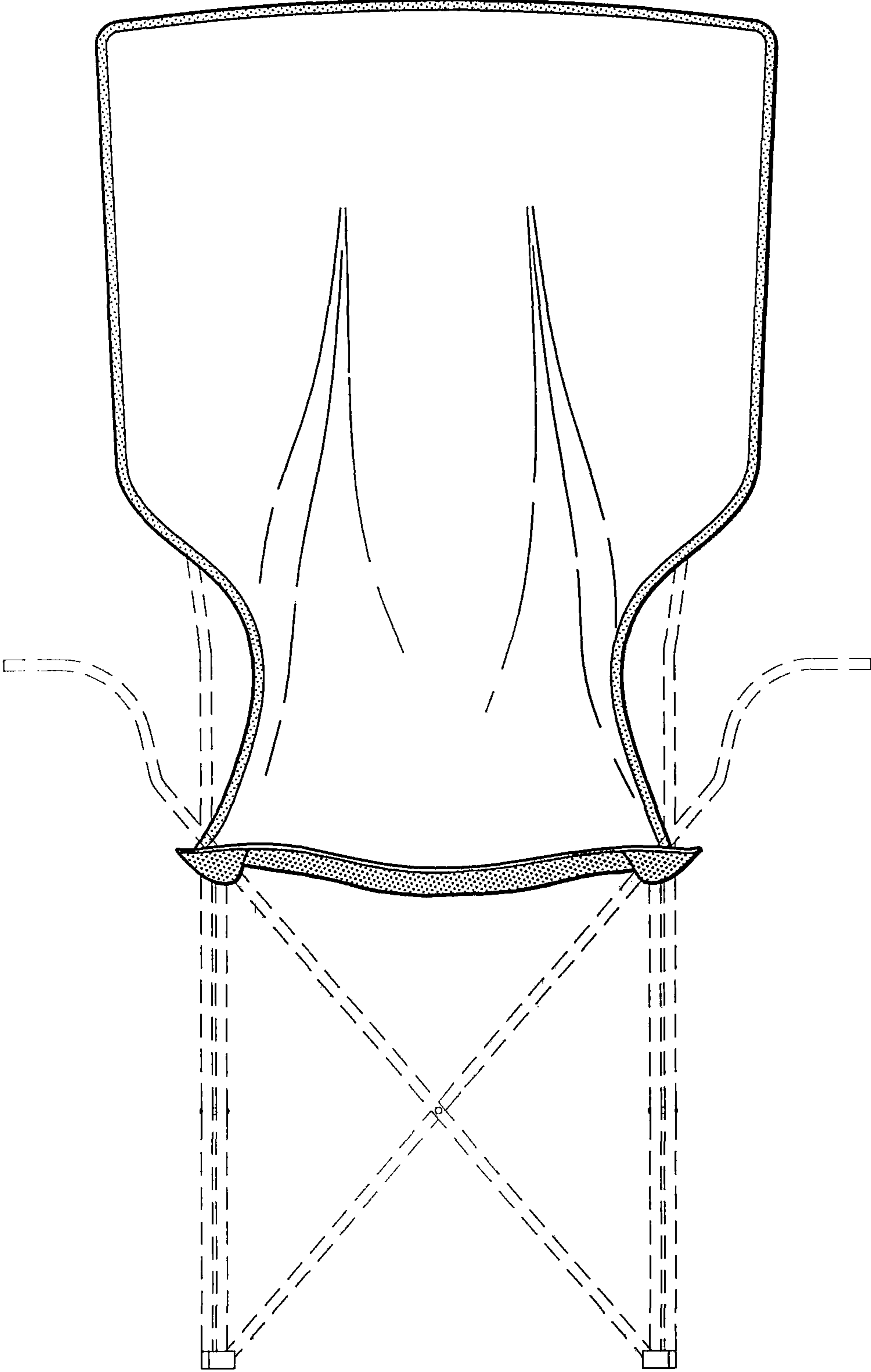


FIG. 2

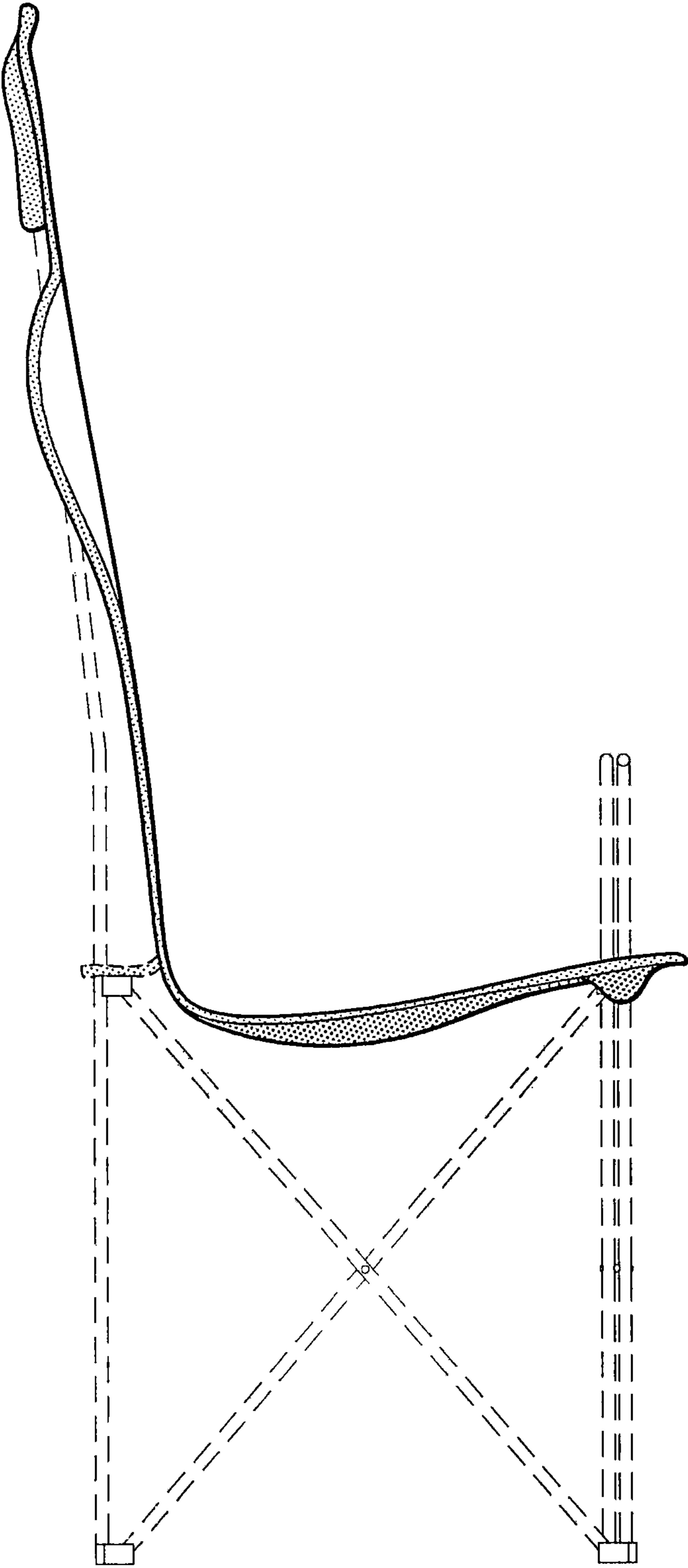


FIG. 3