



US00D689278S

(12) **United States Design Patent**
Yun

(10) **Patent No.:** **US D689,278 S**

(45) **Date of Patent:** **** Sep. 10, 2013**

(54) **SHOE UPPER**

D675,006 S * 1/2013 Thornhill D2/972
D683,129 S 5/2013 Fogg
D683,133 S 5/2013 Petrie

(71) Applicant: **NIKE, Inc.**, Beaverton, OR (US)

(72) Inventor: **Ben S. Yun**, Beaverton, OR (US)

(73) Assignee: **NIKE, Inc.**, Beaverton, OR (US)

(**) Term: **14 Years**

(21) Appl. No.: **29/456,620**

(22) Filed: **May 31, 2013**

(51) **LOC (9) Cl.** **02-99**

(52) **U.S. Cl.**
USPC **D2/972**

(58) **Field of Classification Search**
USPC D2/902, 906-908, 944, 969, 972-974;
36/45, 50.1, 77 M, 77 R, 83, 88, 113, 114,
36/126-131

See application file for complete search history.

(56) **References Cited**

U.S. PATENT DOCUMENTS

D341,703 S *	11/1993	Hatfield et al.	D2/973
D342,600 S *	12/1993	Hatfield et al.	D2/969
D347,724 S *	6/1994	Teague	D2/969
D386,600 S	11/1997	Tong		
D391,753 S	3/1998	Cooper		
D496,152 S *	9/2004	Doxey	D2/972
D537,617 S *	3/2007	Hlavacs	D2/972
D636,585 S	4/2011	Williams, Jr.		
D638,621 S	5/2011	Mayden		
D642,370 S	8/2011	Dolan		
D643,202 S *	8/2011	Jarvis	D2/972
D645,241 S	9/2011	McCullagh		
D649,771 S *	12/2011	Lee	D2/972
D650,570 S *	12/2011	Luedecke	D2/972
D654,262 S	2/2012	Jarvis		
D671,734 S *	12/2012	Petrie	D2/972

OTHER PUBLICATIONS

NIKE Footwear Catalog, 1997 Fall Footwear, p. 113, published Dec. 1996, NIKE, Inc., USA.

NIKE Footwear Catalog, 2005 Fall Footwear, p. M 17, published Nov. 2004, NIKE, Inc., USA.

NIKE Footwear Catalog, 2011 Holiday: Young Athletes Footwear, p. 3, published date unknown, but prior to the filed of the present application, Nike, Inc., USA.

NIKE Footwear Catalog, 2013 Fall: Core Footwear, p. 2, published Nov. 2012, NIKE, Inc., USA.

* cited by examiner

Primary Examiner — Dominic Simone

(74) *Attorney, Agent, or Firm* — Banner & Witcoff, Ltd.

(57) **CLAIM**

The ornamental design for a shoe upper, as shown and described.

DESCRIPTION

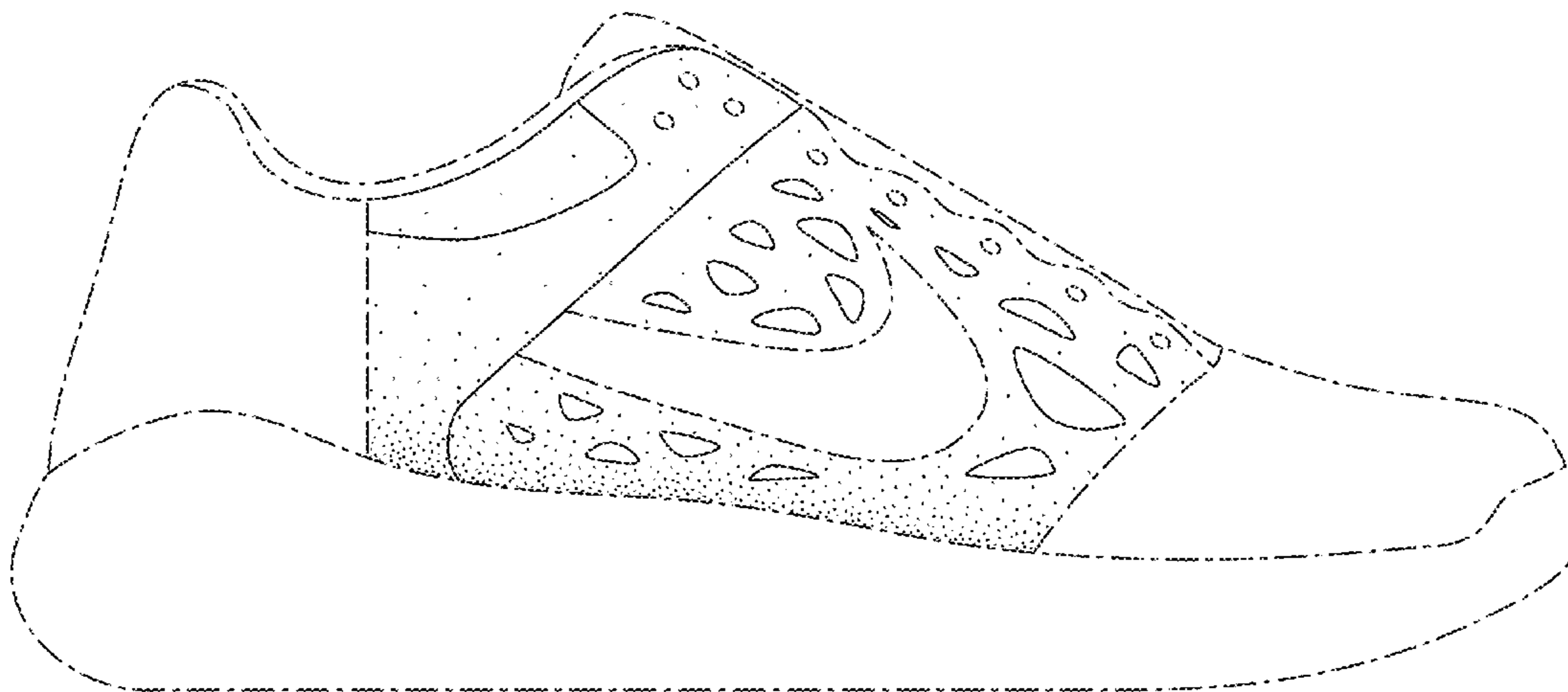
FIG. 1 is a front perspective view of a shoe upper showing my new design;

FIG. 2 is a side view thereof; and,

FIG. 3 is a rear perspective view thereof.

The solid lines immediately adjacent to the shaded area represent claimed boundaries of the design. The broken lines immediately adjacent to the shaded area represent unclaimed boundaries of the design. The unshaded regions within the shaded area that are demarcated by either solid lines or broken lines, including but not limited to the eight unshaded eyelet regions, form no part of the claimed design. The broken lines showing the remainder of the shoe are for environmental purposes only and form no part of the claimed design.

1 Claim, 3 Drawing Sheets



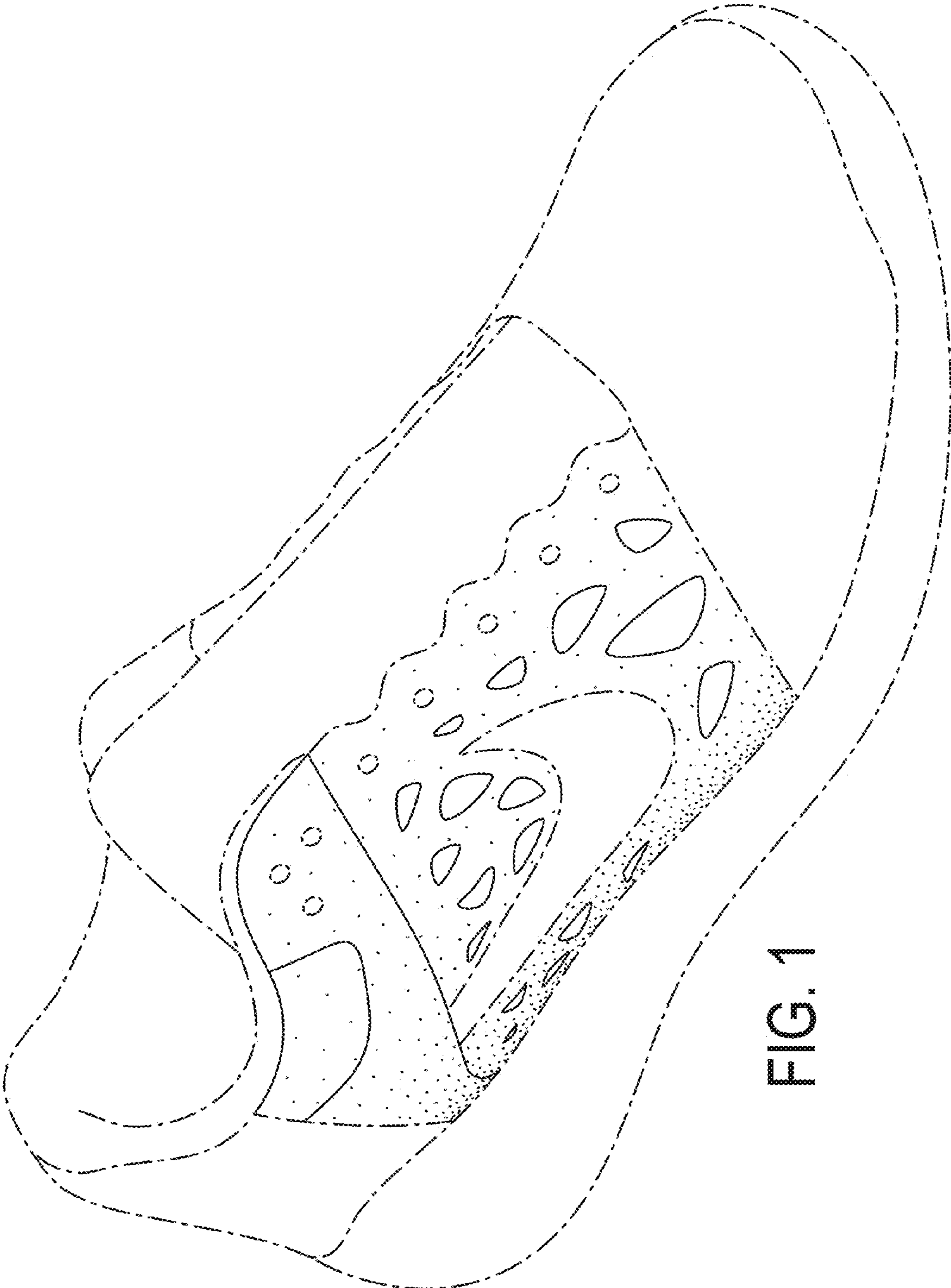


FIG. 1

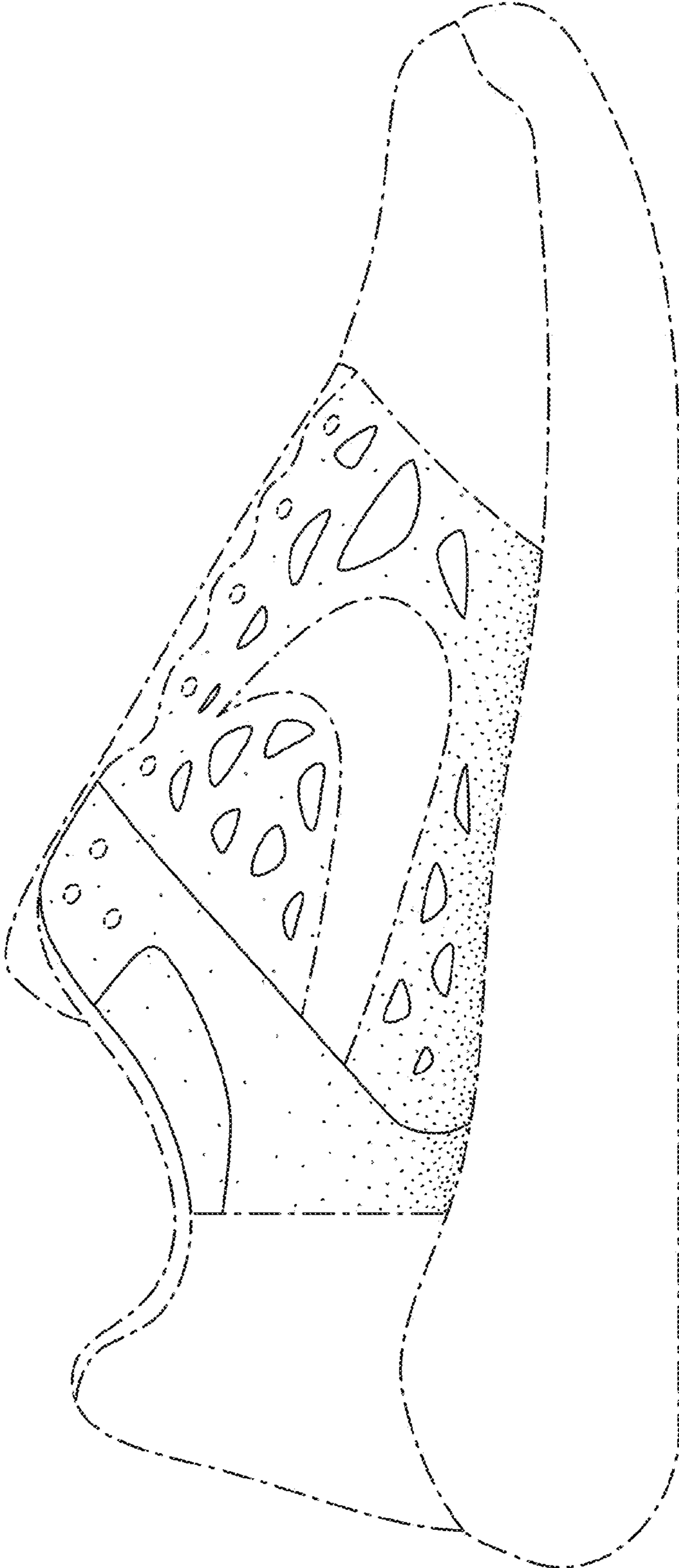


FIG. 2

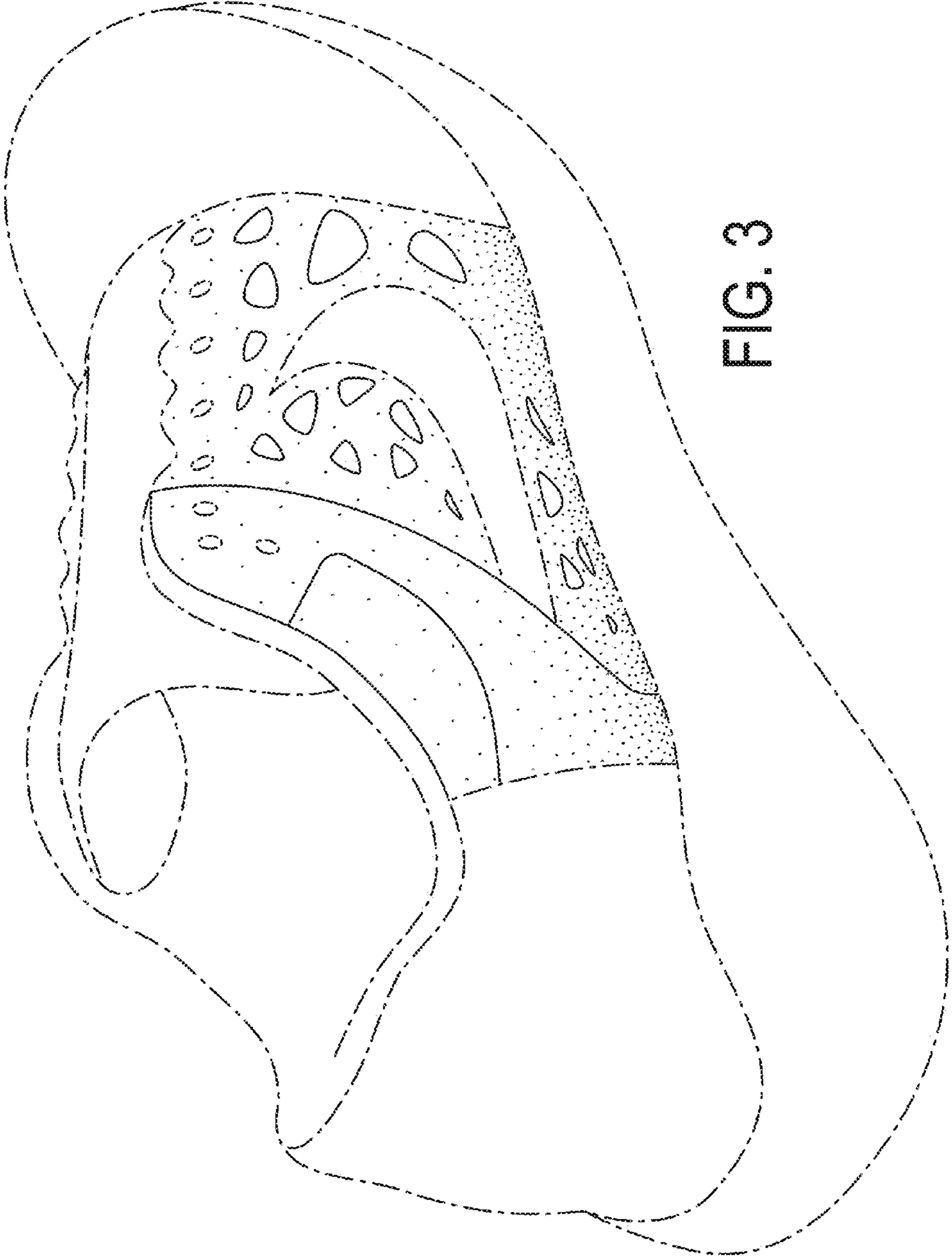


FIG. 3