



US00D689276S

(12) **United States Design Patent**
Klein et al.

(10) **Patent No.:** **US D689,276 S**
(45) **Date of Patent:** **** *Sep. 10, 2013**

(54) **INSOLE**

(75) Inventors: **Karla Klein**, New York, NY (US);
Pamela Curtiss, New York, NY (US);
Brendan Reilly, New York, NY (US);
Theresa Chee, New York, NY (US);
Richard T. Avent, Memphis, TN (US);
Swapna Purani, Maplewood, NJ (US);
Leanne Blair, Morristown, NJ (US);
David Contract, Westfield, NJ (US);
Christopher Cortina, Bridgewater, NJ (US);
Elizabeth Morgan, New York, NY (US)

(73) Assignee: **MSD Consumer Care, Inc.**, Memphis, TN (US)

(*) Notice: This patent is subject to a terminal disclaimer.

(**) Term: **14 Years**

(21) Appl. No.: **29/362,663**

(22) Filed: **May 28, 2010**

(51) **LOC (9) Cl.** **02-04**

(52) **U.S. Cl.**
USPC **D2/961**

(58) **Field of Classification Search**
USPC D2/914, 946-962; 36/43, 44, 71,
36/88, 91-94, 100, 101, 126, 136, 145, 154,
36/173

See application file for complete search history.

(56) **References Cited**

U.S. PATENT DOCUMENTS

6,301,805 B1 * 10/2001 Howlett et al. 36/43
6,481,120 B1 * 11/2002 Xia et al. 36/44
D541,021 S * 4/2007 McClaskie D2/954
D601,786 S * 10/2009 Avent et al. D2/961

D602,238 S * 10/2009 Avent et al. D2/961
D604,033 S * 11/2009 Feldman D2/961
D611,237 S * 3/2010 Torrance et al. D2/961
D617,086 S * 6/2010 Avent et al. D2/961
D617,087 S * 6/2010 Avent et al. D2/961
D634,528 S * 3/2011 Oldenburg D2/962
D646,474 S * 10/2011 Avent et al. D2/961

* cited by examiner

Primary Examiner — Keli L Hill

(74) *Attorney, Agent, or Firm* — Dianne Pecoraro; Matthew J. Golden; Catherine D. Fitch

(57) **CLAIM**

The ornamental design for an insole, as shown and described.

DESCRIPTION

A portion of the disclosure of this patent document contains material which may be protected by copyright. The copyright owner has no objection the facsimile reproduction by anyone of the patent document or the patent disclosure, as it appears in the Patent and Trademark Office patent file or records, but reserves all other copyright rights whatsoever.

FIG. 1 is a perspective view of an embodiment of an insole showing our new design.

FIG. 2 is a plan view of the bottom of the insole shown in FIG. 1.

FIG. 3 is a plan view of the top of the insole shown in FIG. 1. FIG. 4 is an elevation view of one side of the insole shown in FIG. 1.

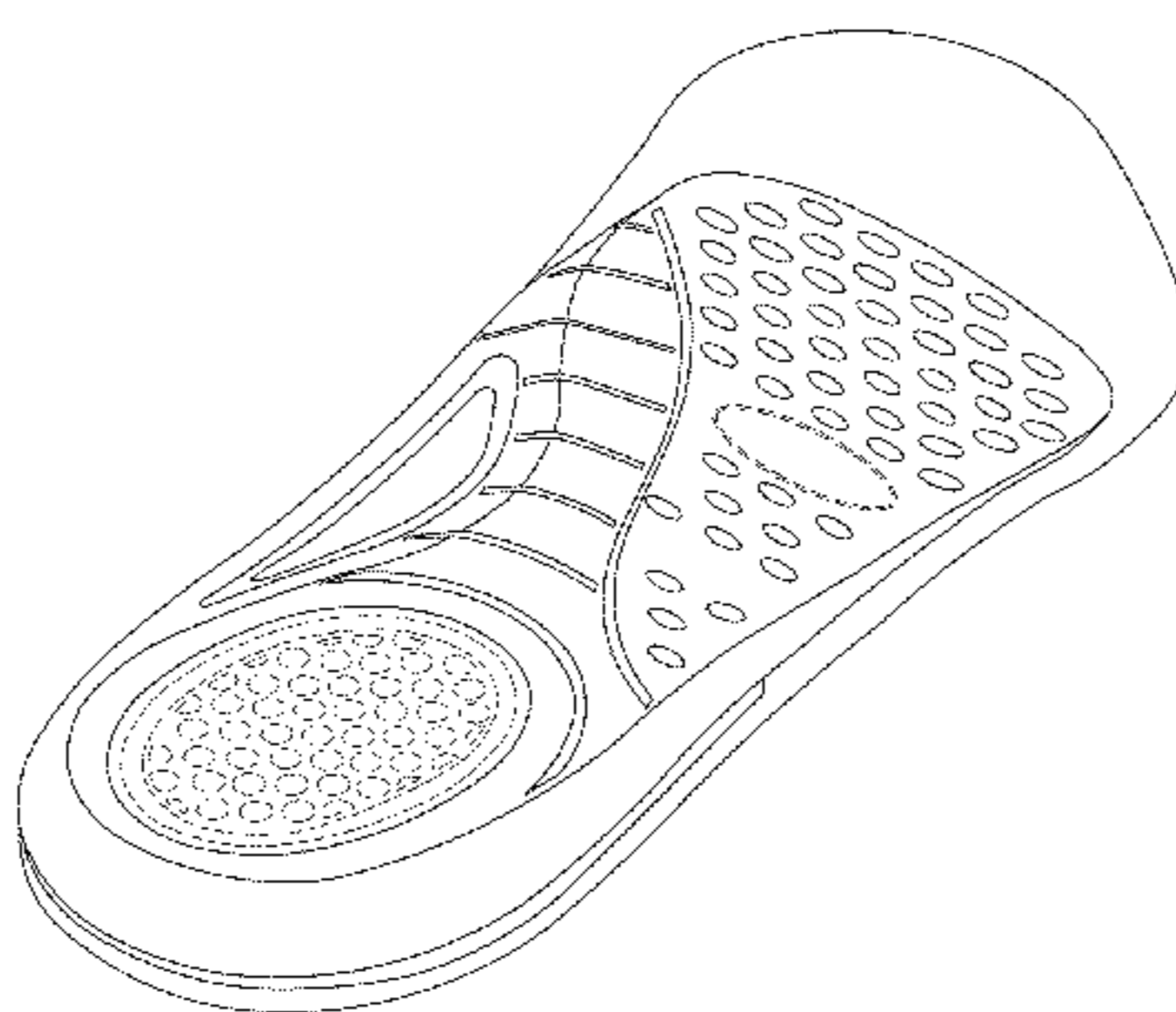
FIG. 5 is an elevation view of the opposite side of the insole shown in FIG. 1.

FIG. 6 is an elevation view of the front of the insole shown in FIG. 1; and,

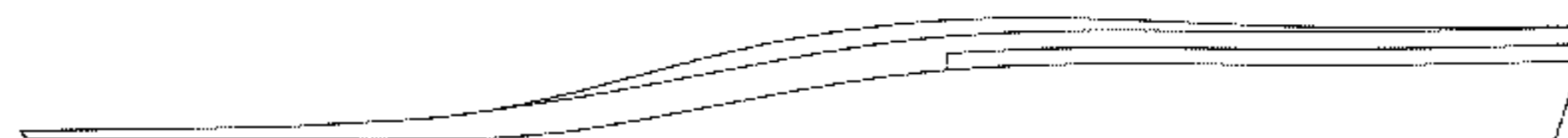
FIG. 7 is an elevation view of the rear of the insole shown in FIG. 1.

The broken lines shown are included for the purpose of illustrating the unclaimed portions of the insole and form no part of the claim.

1 Claim, 4 Drawing Sheets



© 2010 MSD Consumer Care, Inc.



© 2010 MSD Consumer Care, Inc.

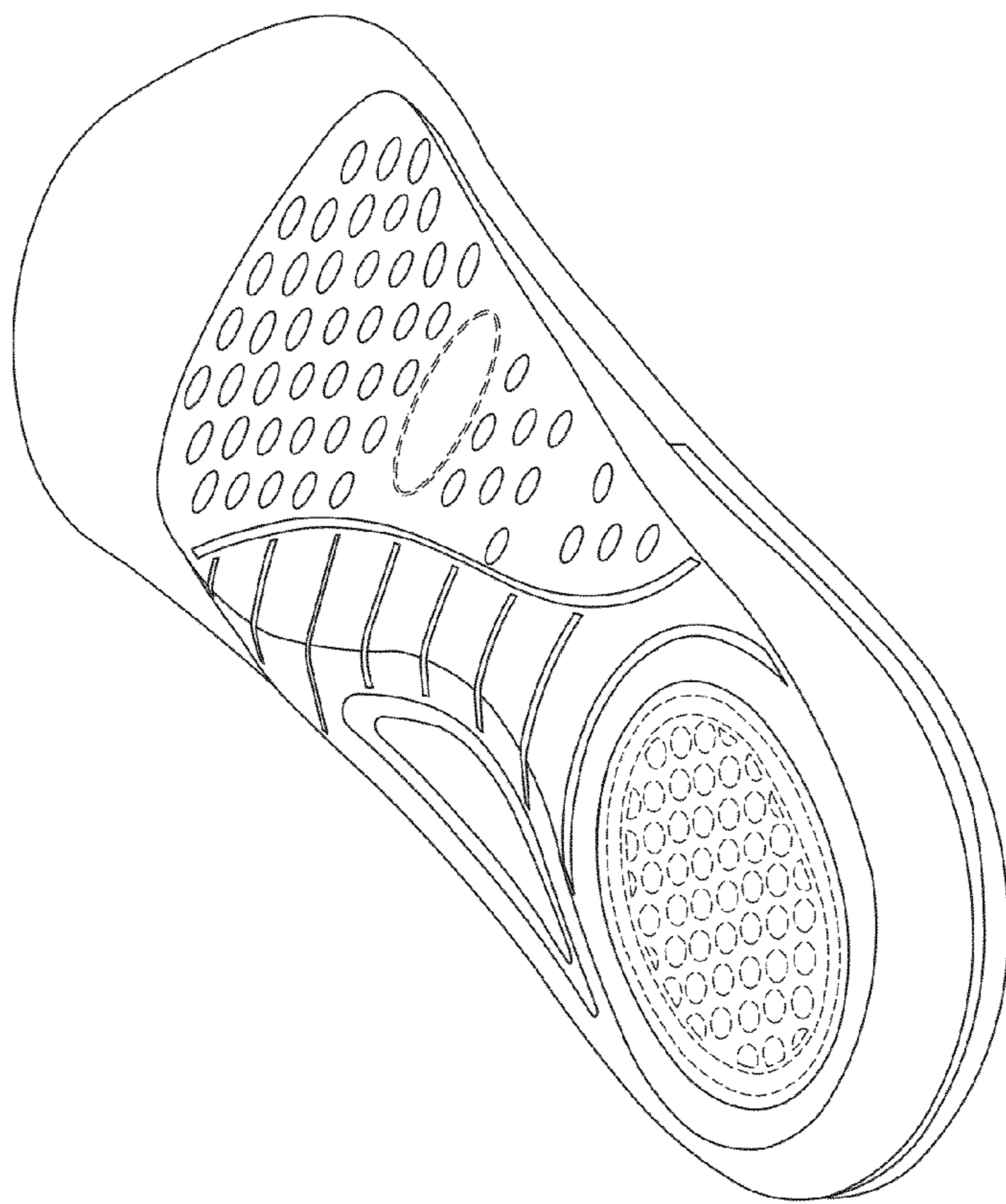


FIG. 1

© 2010 MSD Consumer Care, Inc.

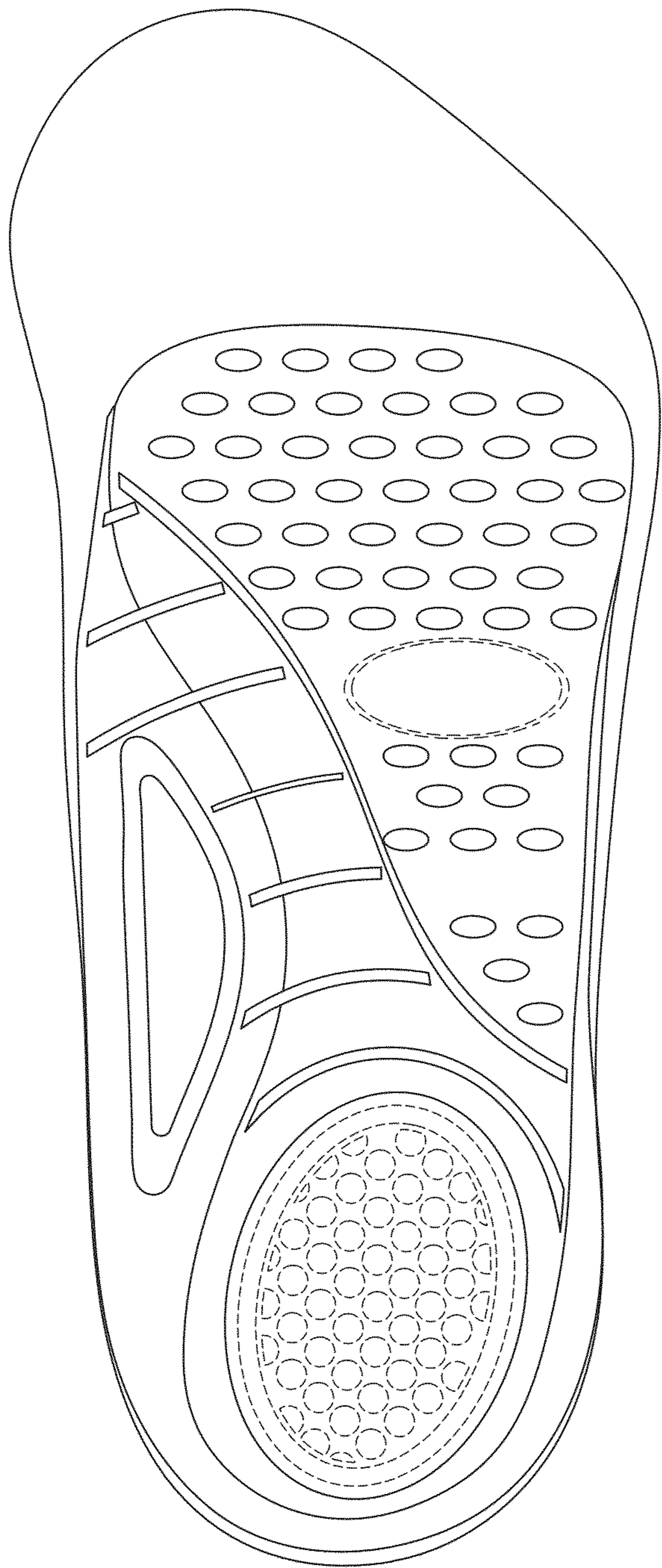


FIG. 2

© 2010 MSD Consumer Care, Inc.

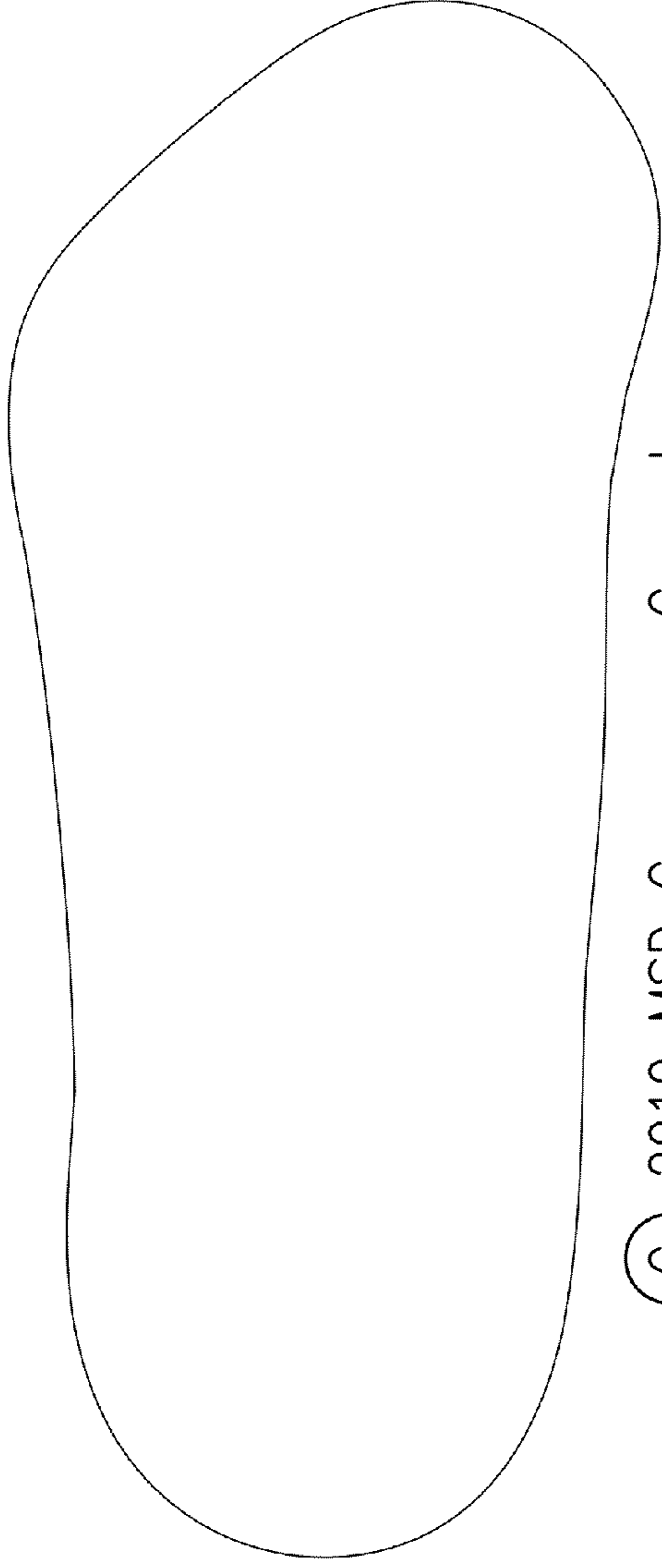


FIG. 3

© 2010 MSD Consumer Care, Inc.



FIG. 4

© 2010 MSD Consumer Care, Inc.

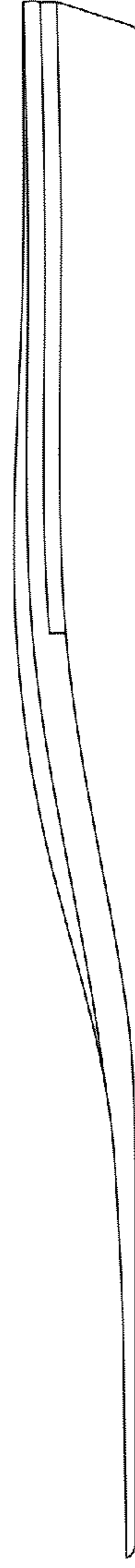


FIG. 5

© 2010 MSD Consumer Care, Inc.

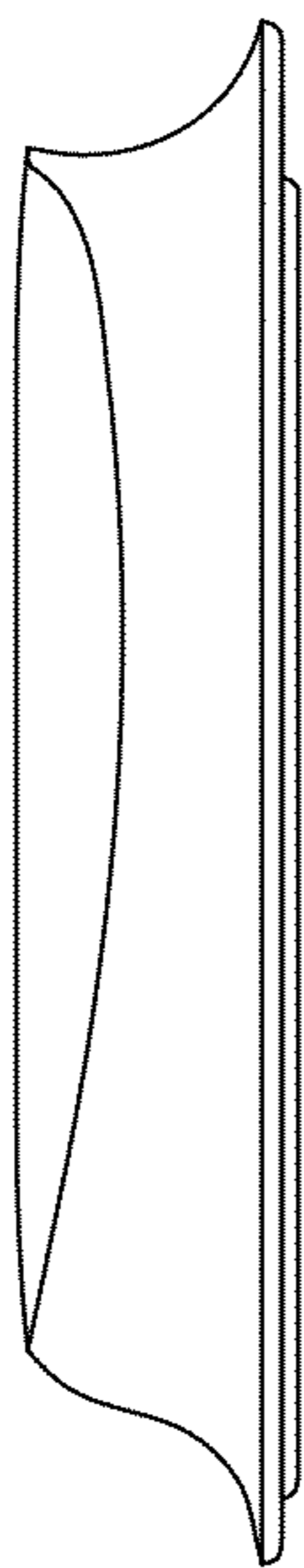


FIG. 6

© 2010 MSD Consumer Care, Inc.




FIG. 7

© 2010 MSD Consumer Care, Inc.