



US00D689264S

(12) **United States Design Patent**  
**Franklin**

(10) **Patent No.:** **US D689,264 S**

(45) **Date of Patent:** **\*\* \*Sep. 10, 2013**

(54) **PLACKET STRAIGHTENER**

(76) Inventor: **Damon Franklin**, Queens Village, NY  
(US)

(\* ) Notice: This patent is subject to a terminal disclaimer.

(\*\*) Term: **14 Years**

(21) Appl. No.: **29/429,164**

(22) Filed: **Aug. 7, 2012**

**Related U.S. Application Data**

(63) Continuation-in-part of application No. 12/657,252, filed on Jan. 15, 2010, now abandoned.

(51) **LOC (9) Cl.** ..... **02-02**

(52) **U.S. Cl.**  
USPC ..... **D2/859**

(58) **Field of Classification Search**  
USPC ..... D2/853, 859; 2/255–264  
See application file for complete search history.

(56) **References Cited**

**U.S. PATENT DOCUMENTS**

296,888	A *	4/1884	Stevens	.....	2/263
319,404	A *	6/1885	Gorton	.....	2/264
1,035,983	A *	8/1912	Maguire	.....	2/257
1,317,622	A *	9/1919	Fitzpatrick	.....	2/264
1,974,162	A *	9/1934	Schlaepfer	.....	2/255
2,331,625	A *	10/1943	Patch	.....	24/485

2,837,143	A *	6/1958	Griffo	.....	267/80
3,381,865	A *	5/1968	Pehr	.....	223/87
3,474,503	A *	10/1969	Less	.....	24/56
3,677,250	A *	7/1972	Thomas	.....	604/180
D375,356	S *	11/1996	Bierman	.....	D24/128
D420,778	S *	2/2000	Roberts	.....	D2/609
6,044,496	A *	4/2000	Ramirez	.....	2/219
6,954,943	B1 *	10/2005	Boyko	.....	2/156
D511,087	S *	11/2005	Okamoto	.....	D8/354
8,146,210	B2 *	4/2012	Nishtala	.....	24/16 R
2011/0173740	A1 *	7/2011	Franklin	.....	2/255
2012/0151661	A1 *	6/2012	Boos	.....	2/258

\* cited by examiner

*Primary Examiner* — Rashida Johnson

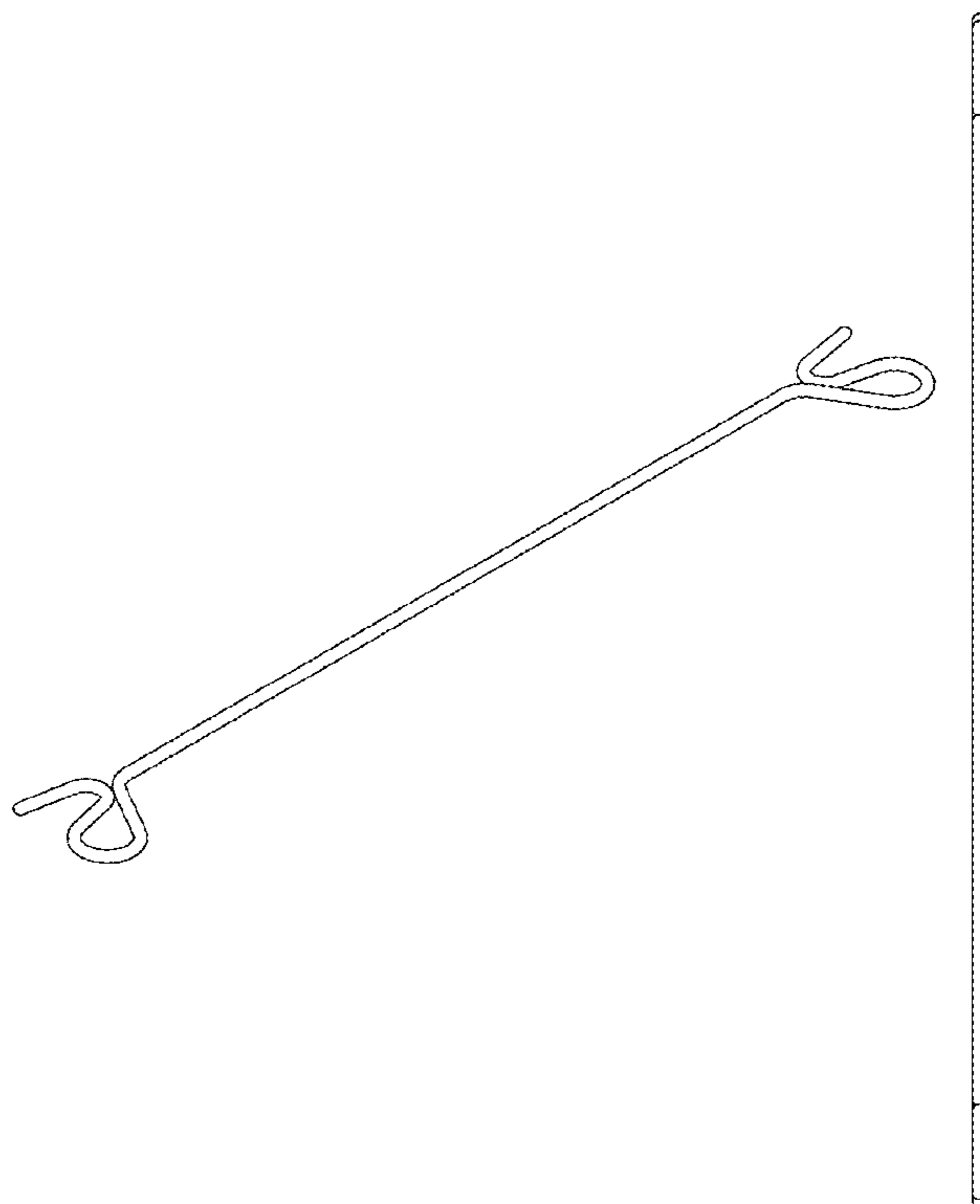
(57) **CLAIM**

The ornamental design for a placket straightener, as shown and described.

**DESCRIPTION**

FIG. 1 is an isometric view of an embodiment of a placket straightener showing my new design; FIG. 2 is a front view thereof; FIG. 3 is a right side view thereof; FIG. 4 is a left side view thereof; FIG. 5 is a back view thereof; FIG. 6 is a bottom view thereof; and, FIG. 7 is a top view thereof.

**1 Claim, 2 Drawing Sheets**



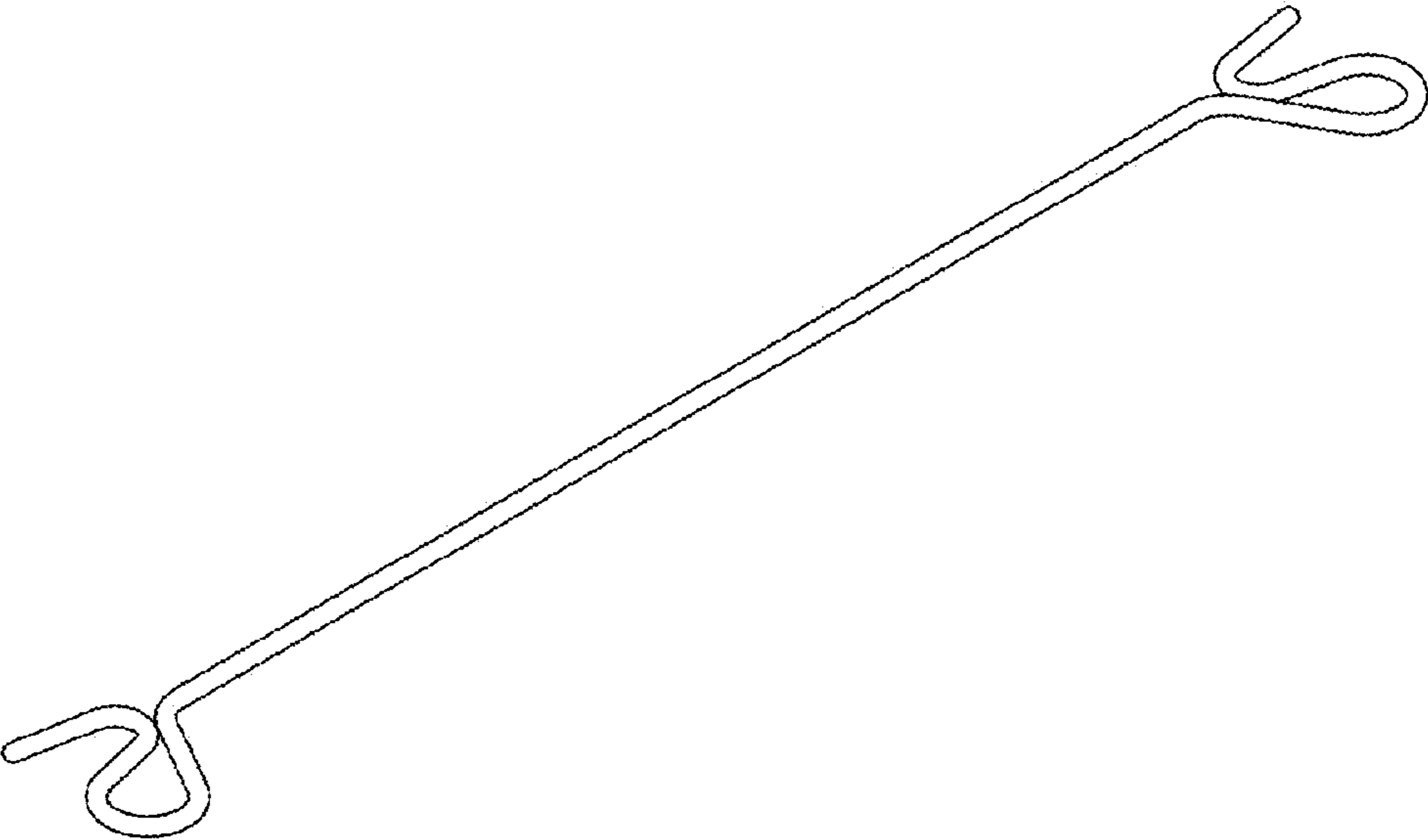


FIG. 1

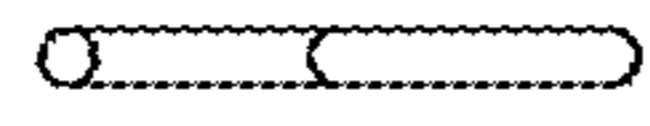


FIG. 7

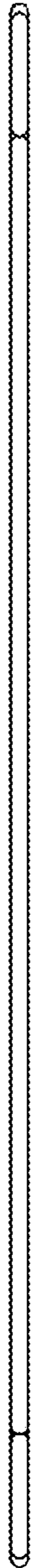


FIG. 4

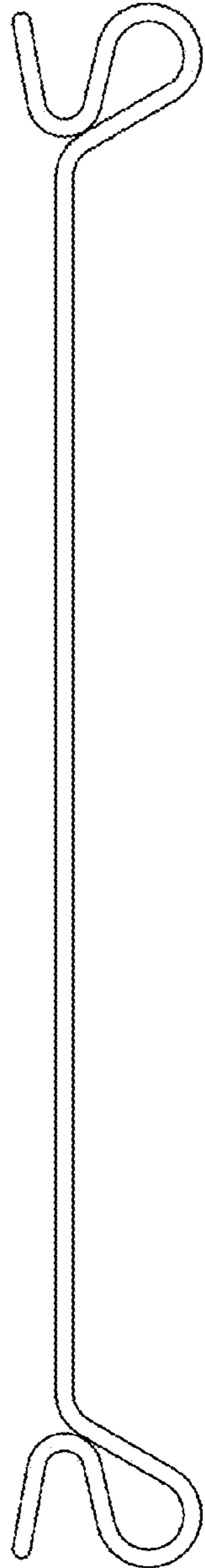


FIG. 2




FIG. 3

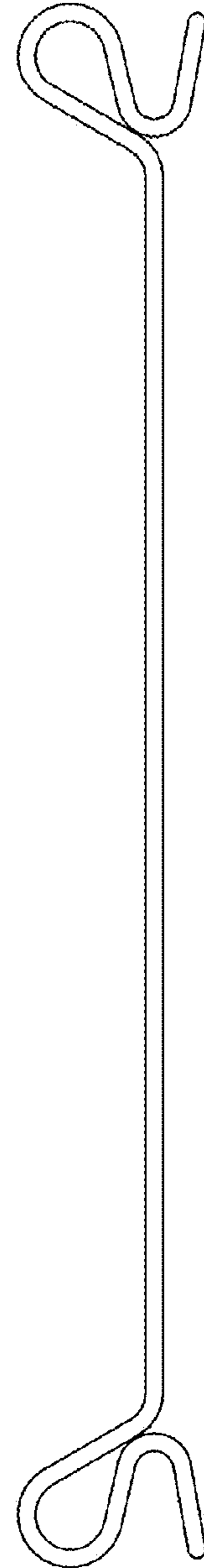


FIG. 5

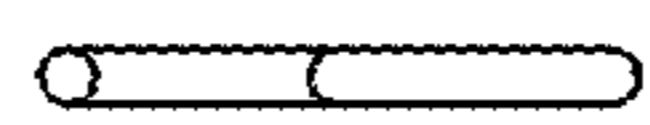


FIG. 6