



US00D689249S

(12) **United States Design Patent**
Chung et al.

(10) **Patent No.:** **US D689,249 S**
(45) **Date of Patent:** **** Sep. 3, 2013**

(54) **ELECTRIC WASHING MACHINE**
(71) Applicant: **LG Electronics Inc.**, Seoul (KR)
(72) Inventors: **Wookjun Chung**, Seoul (KR); **Kyungah Lee**, Yongin-si (KR); **Jeaseok Seong**, Yongin-si (KR); **Yoonsang Kim**, Seoul (KR); **Yeji Um**, Seoul (KR)
(73) Assignee: **LG Electronics Inc.**, Seoul (KR)
(**) Term: **14 Years**

D178,260 S *	7/1956	Perl et al.	D32/6
D193,066 S	6/1962	Dreyfuss et al.	
D465,307 S *	11/2002	Du et al.	D32/6
D465,622 S *	11/2002	Wang et al.	D32/6
D496,513 S *	9/2004	Tsuda et al.	D32/8
D515,256 S *	2/2006	Tsuda et al.	D32/5
D520,193 S	5/2006	Yokoyama	
D536,143 S *	1/2007	Takase et al.	D32/5
D541,492 S *	4/2007	Nam	D32/6
D543,322 S *	5/2007	Usui et al.	D32/6
D554,306 S *	10/2007	Nam	D32/6
D585,164 S *	1/2009	Kosukegawa et al.	D32/5
D585,165 S *	1/2009	Kim et al.	D32/6

(Continued)

(21) Appl. No.: **29/444,998**
(22) Filed: **Feb. 6, 2013**

FOREIGN PATENT DOCUMENTS

KR	30-0512800 S	11/2008
KR	30-0530282 S	6/2009

(Continued)

Related U.S. Application Data

(63) Continuation of application No. 29/430,241, filed on Aug. 23, 2012.

Primary Examiner — T. Chase Nelson
Assistant Examiner — Kathleen M Sims

(30) **Foreign Application Priority Data**

Feb. 24, 2012 (KR) 30-2012-0008871

(74) *Attorney, Agent, or Firm* — Birch, Stewart, Kolasch & Birch, LLP

(51) **LOC (9) Cl.** **15-05**

(52) **U.S. Cl.**
USPC **D32/25**

(58) **Field of Classification Search**
USPC D32/1, 5, 6, 8, 10, 25, 28; 68/3 R, 68/4, 5 R, 12.01, 12.08, 212; 34/87-88, 34/523-524
See application file for complete search history.

(57) **CLAIM**

The ornamental design for an electric washing machine, as shown and described.

(56) **References Cited**

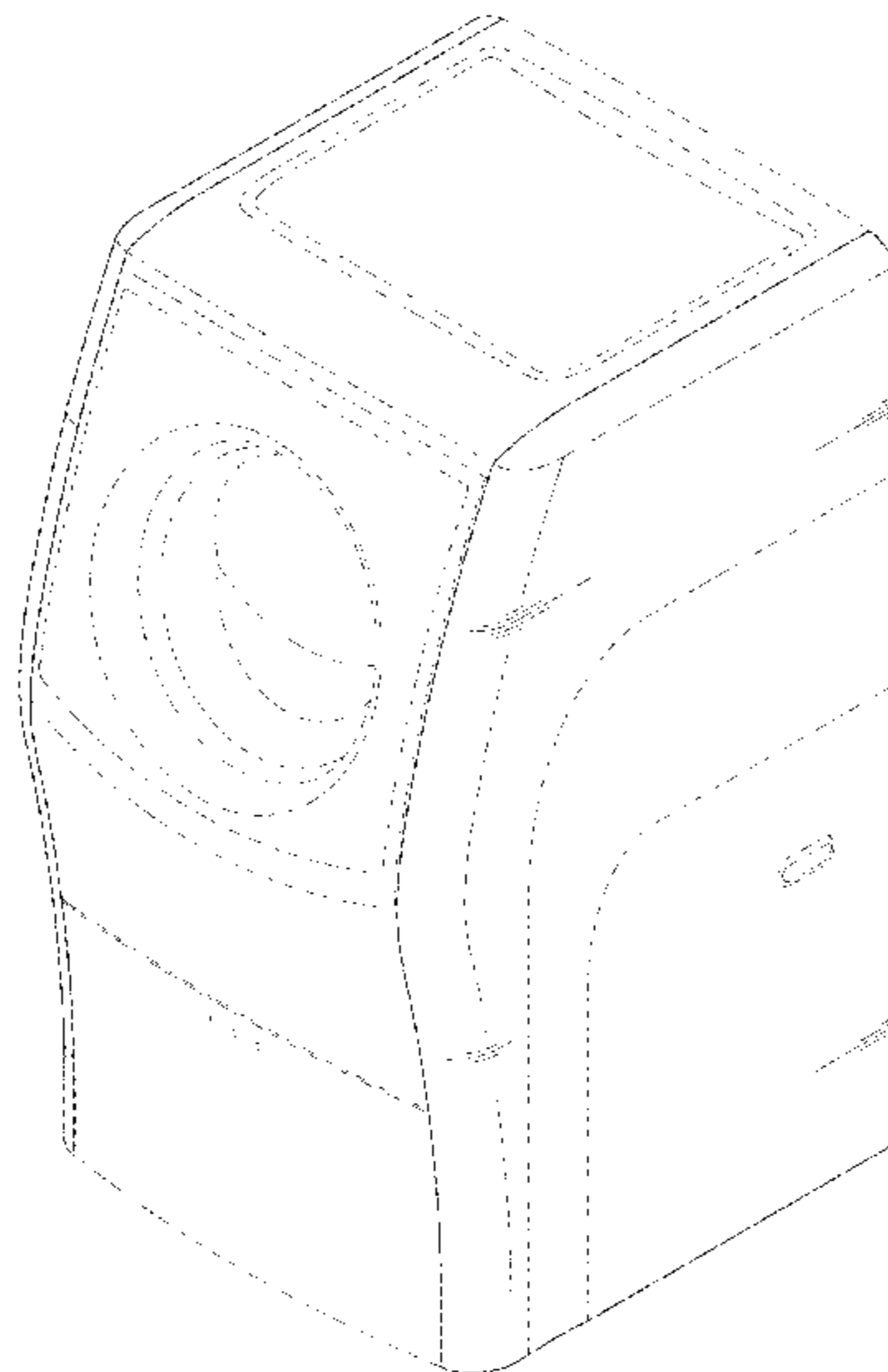
U.S. PATENT DOCUMENTS

2,416,405 A *	2/1947	Purpura	34/134
D152,550 S	10/1947	Little	
D151,001 S *	9/1948	Perl	D32/6
D173,655 S *	12/1954	Guild	D32/6

DESCRIPTION

FIG. 1 is a perspective view of an electric washing machine showing our new design;
FIG. 2 is a front view thereof;
FIG. 3 is a rear view thereof;
FIG. 4 is a left side view thereof where the right side view is a mirror image;
FIG. 5 is a top plan view thereof; and,
FIG. 6 is a bottom plan view thereof.
The broken lines depict portions of the electric washing machine that form no part of the claimed design.

1 Claim, 6 Drawing Sheets



(56)

References Cited

D642,753 S 8/2011 Ha
D664,313 S 7/2012 Chung et al.

U.S. PATENT DOCUMENTS

FOREIGN PATENT DOCUMENTS

D599,508 S * 9/2009 Choi et al. D32/6
D606,267 S 12/2009 Shor
D606,715 S * 12/2009 Matsusaki D32/5
D614,366 S 4/2010 Shor
D627,529 S 11/2010 Jeon et al.
D633,262 S 2/2011 Jeon et al.

KR 30-0547595 S 12/2009
KR 30-0570409 S 8/2010
KR 30-0570412 S 8/2010
KR 30-0577730 S 11/2010

* cited by examiner

FIG. 1

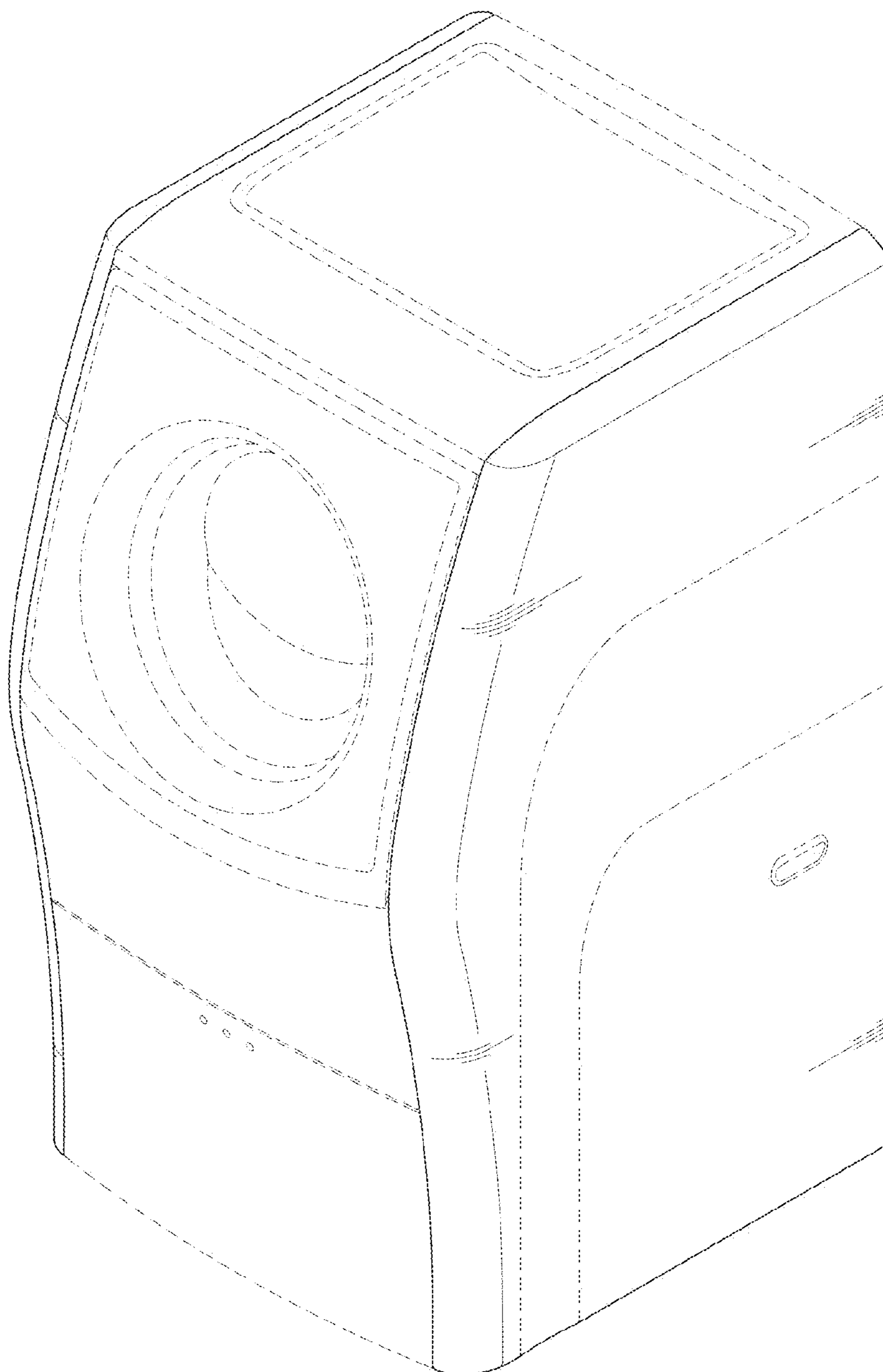


FIG. 2

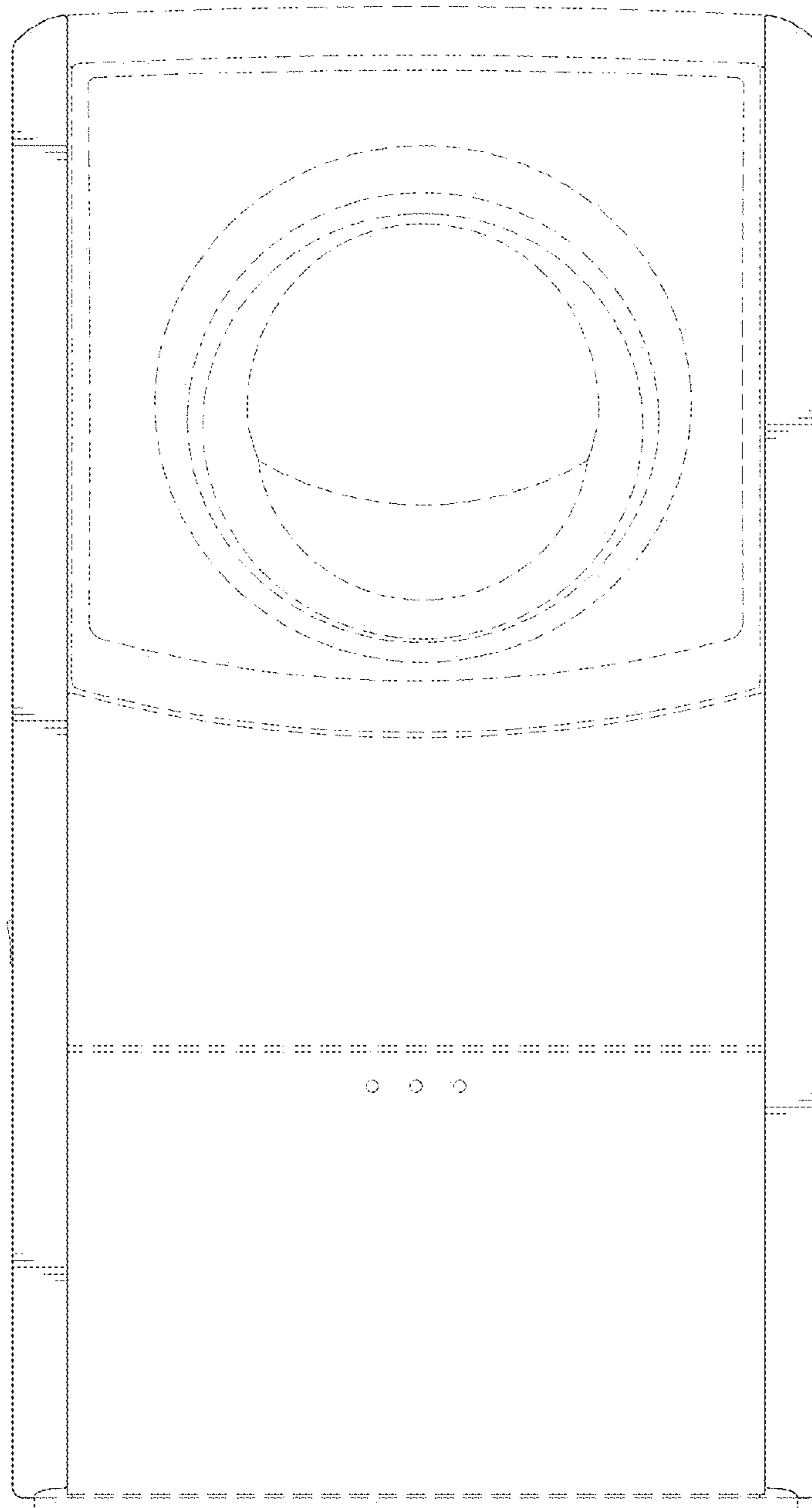


FIG. 3




FIG. 4

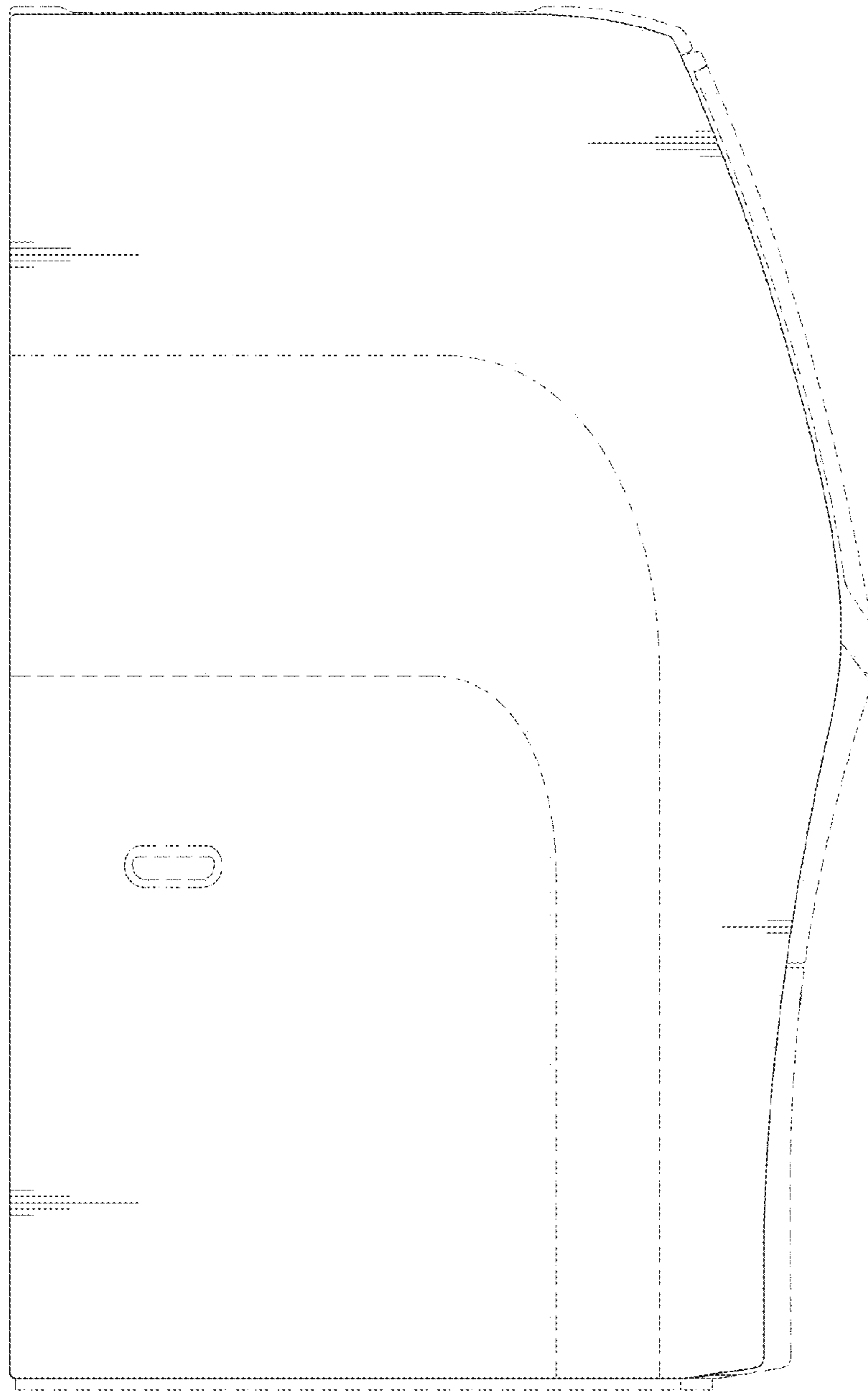


FIG. 5




FIG. 6

