



US00D689226S

(12) **United States Design Patent**
Yeh

(10) **Patent No.:** **US D689,226 S**

(45) **Date of Patent:** **** Sep. 3, 2013**

(54) **FLASHLIGHT**

(75) Inventor: **Hsueh-Chu Yeh**, Tainan (TW)

(73) Assignee: **Day Sun Industrial Corp.**, Tainan (TW)

(**) Term: **14 Years**

(21) Appl. No.: **29/426,504**

(22) Filed: **Jul. 6, 2012**

(51) **LOC (9) Cl.** **26-02**

(52) **U.S. Cl.**
USPC **D26/46**

(58) **Field of Classification Search**
USPC D26/37, 38, 46, 49; 362/157, 158,
362/184, 196, 202-208

See application file for complete search history.

D592,339 S *	5/2009	Crawford et al.	D26/37
D601,285 S *	9/2009	Chen	D26/49
D603,989 S *	11/2009	Gardner et al.	D26/49
D656,649 S *	3/2012	Yeh	D26/46
D656,650 S *	3/2012	Yeh	D26/46
D664,693 S *	7/2012	Yeh	D26/46
D681,248 S *	4/2013	Opolka	D26/49

* cited by examiner

Primary Examiner — Ian Simmons

Assistant Examiner — Carissa C Fitts

(74) *Attorney, Agent, or Firm* — Alan Kamrath; Kamrath IP Lawfirm, P.A.

(57) **CLAIM**

The ornamental design for a flashlight, as shown and described.

DESCRIPTION

FIG. 1 is a perspective view of a flashlight showing my new design;

FIG. 2 is a front side elevational view thereof;

FIG. 3 is a rear side elevational view thereof;

FIG. 4 is a left side elevational view thereof;

FIG. 5 is a right side elevational view thereof;

FIG. 6 is a top plan view thereof; and,

FIG. 7 is a bottom plan view thereof.

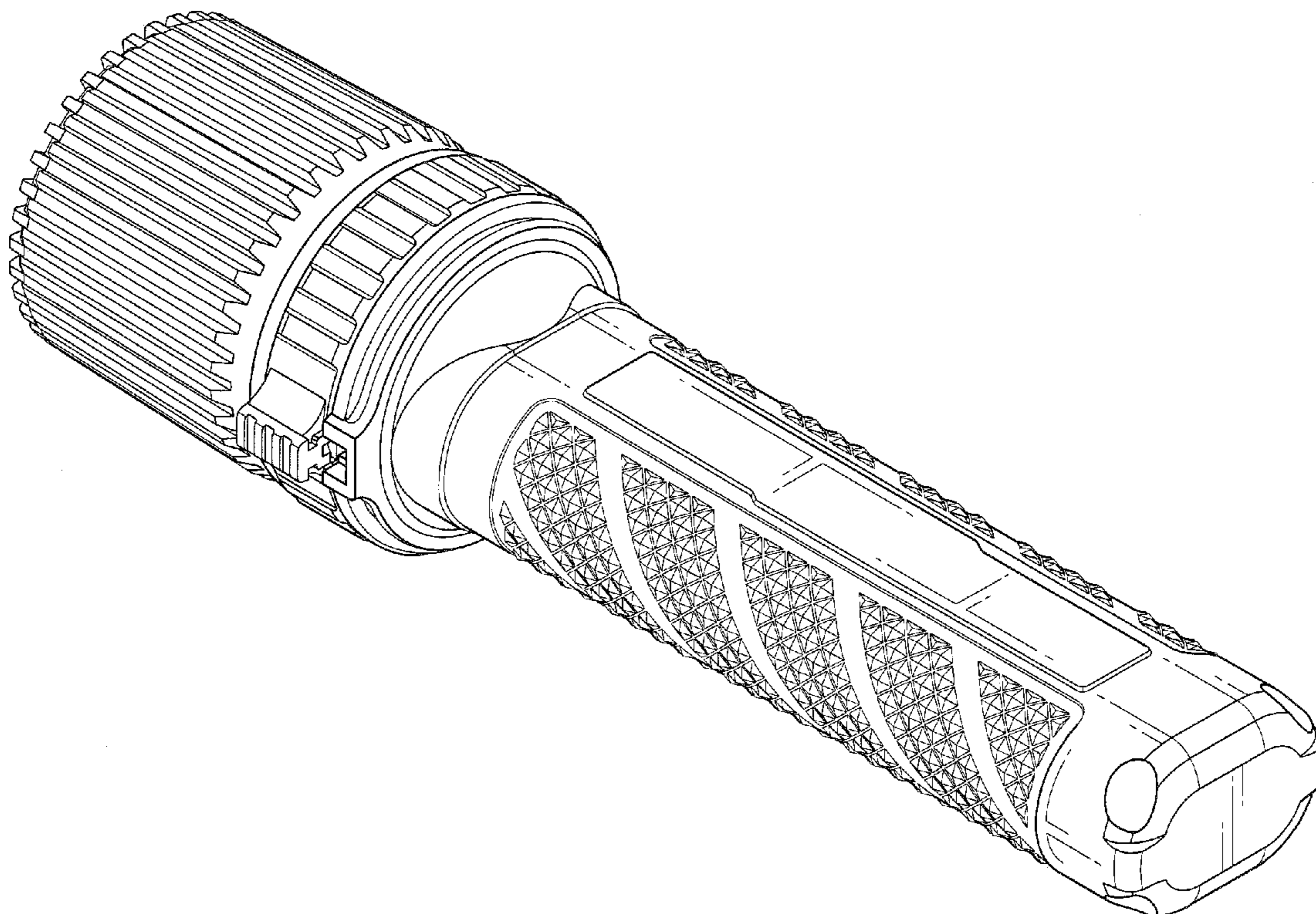
The broken line showing is for environmental purposes only and forms no part of the claimed design.

1 Claim, 6 Drawing Sheets

(56) **References Cited**

U.S. PATENT DOCUMENTS

D331,118 S *	11/1992	Yeung	D26/49
D336,965 S *	6/1993	Yau	D26/49
D385,984 S *	11/1997	Wan	D26/38
D428,505 S *	7/2000	Man	D26/49
D445,934 S *	7/2001	Dalton et al.	D26/49
D449,703 S *	10/2001	Dalton et al.	D26/49
D452,025 S *	12/2001	Poon	D26/49
D481,816 S *	11/2003	Sharrah et al.	D26/49
D484,627 S *	12/2003	Mah	D26/49
D568,515 S *	5/2008	Liu	D26/49
D576,757 S *	9/2008	Hesse et al.	D26/49
D577,845 S *	9/2008	Shiu	D26/49



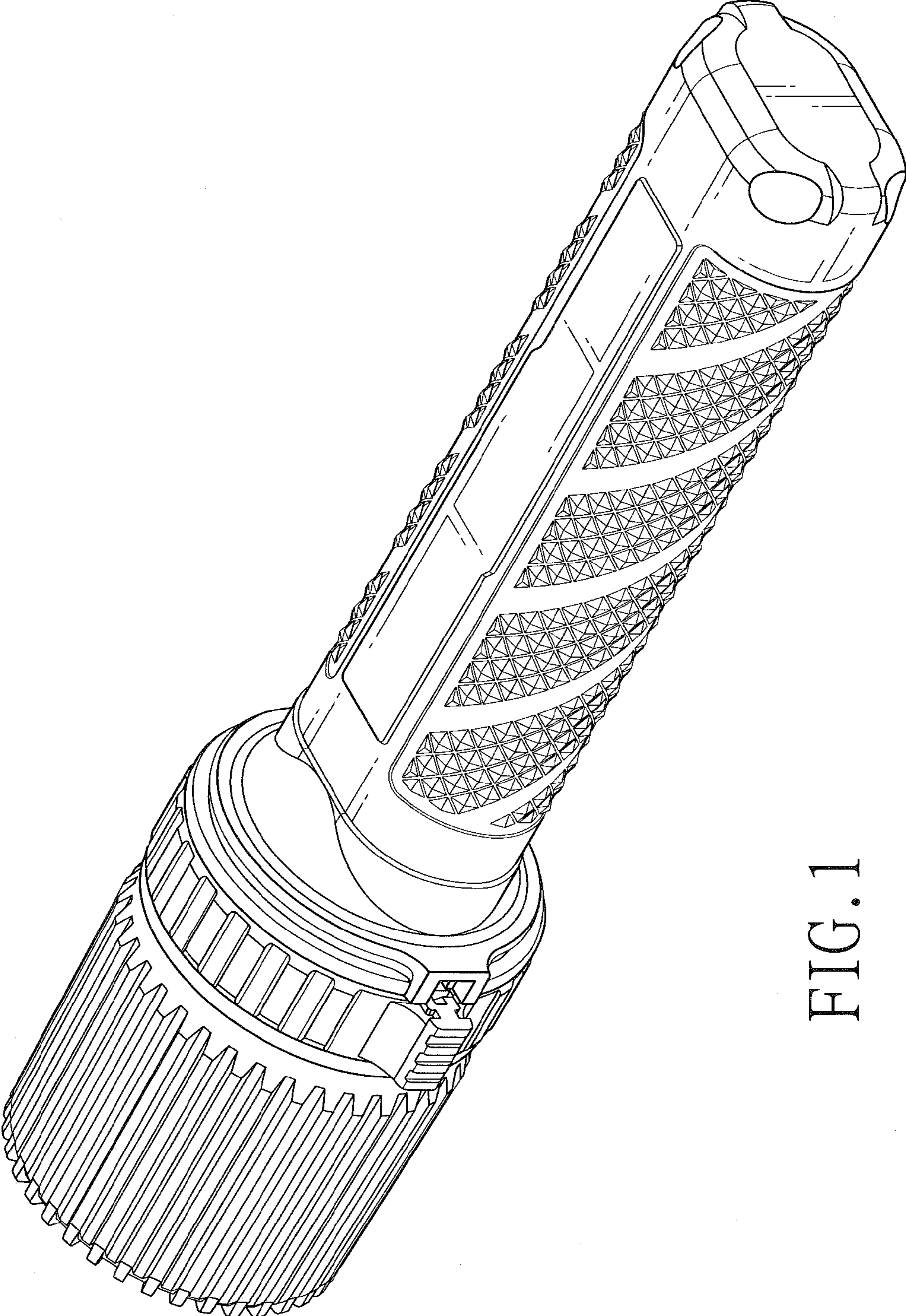


FIG. 1

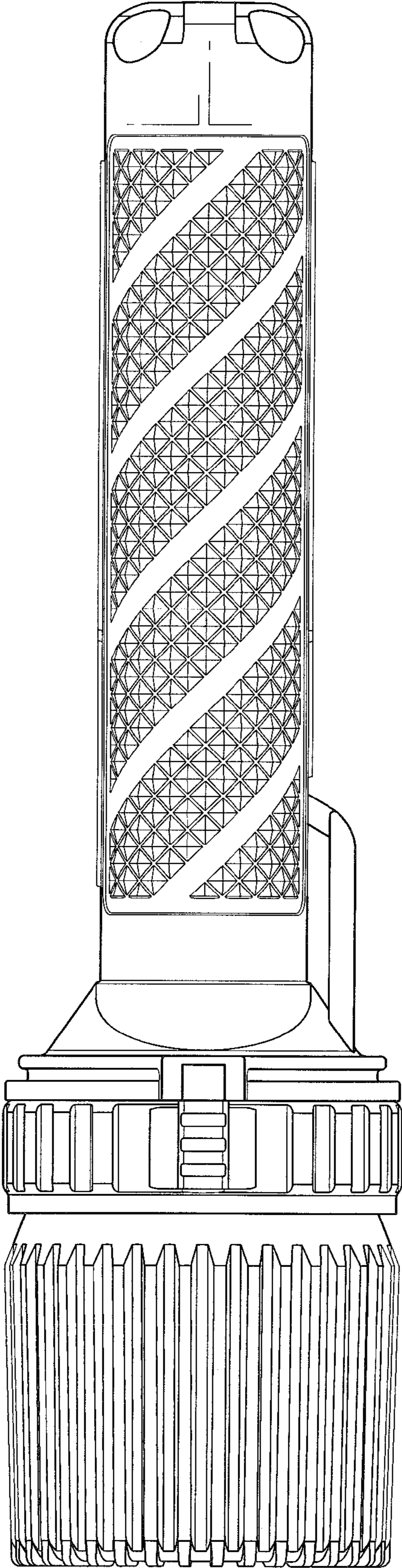


FIG. 2

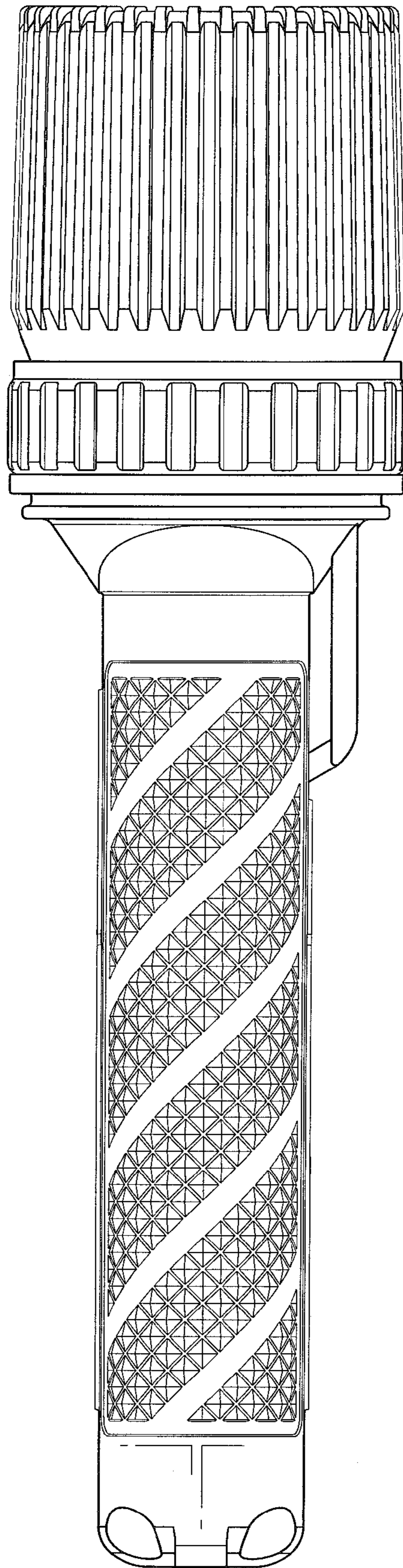


FIG. 3

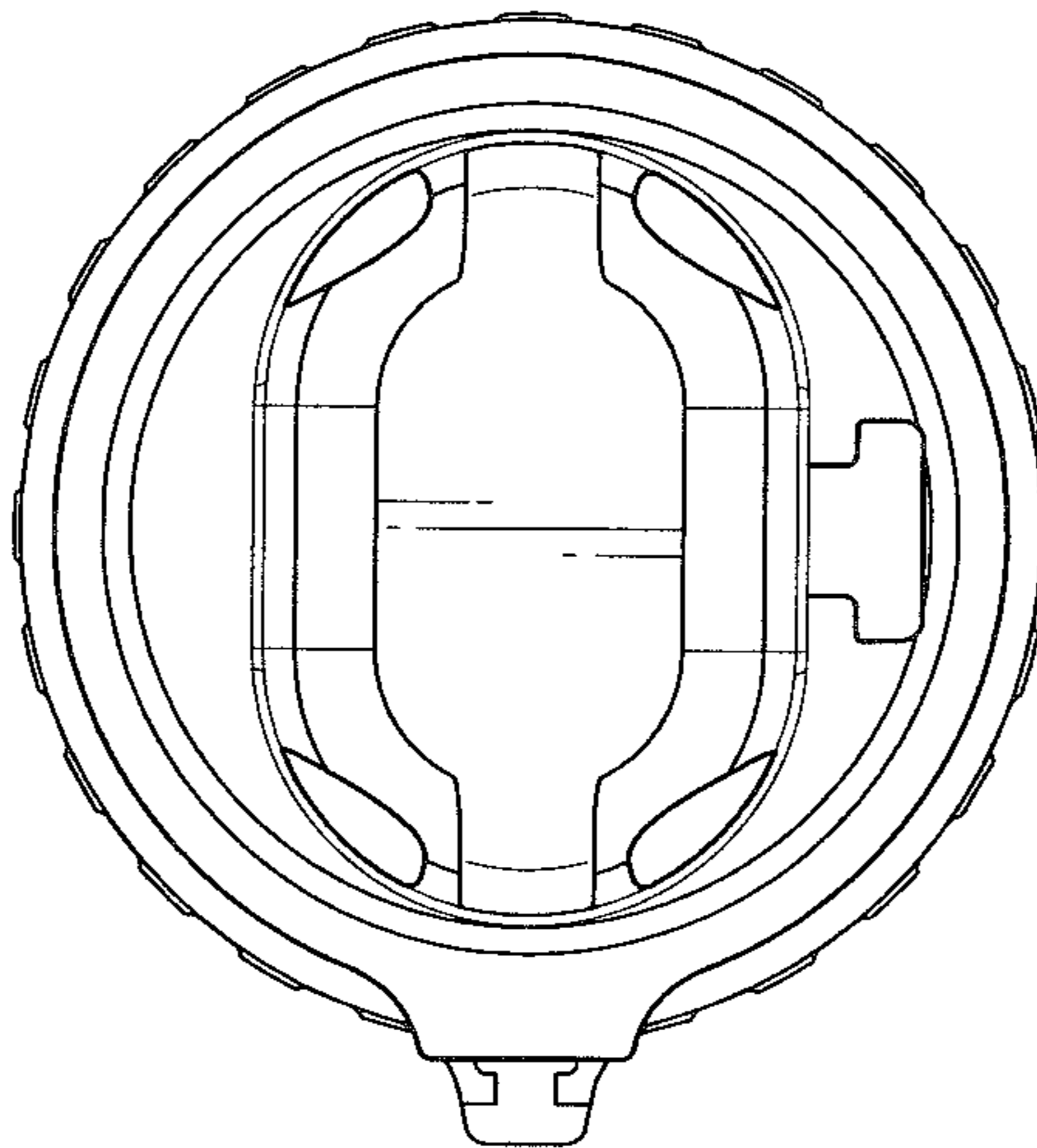


FIG. 5

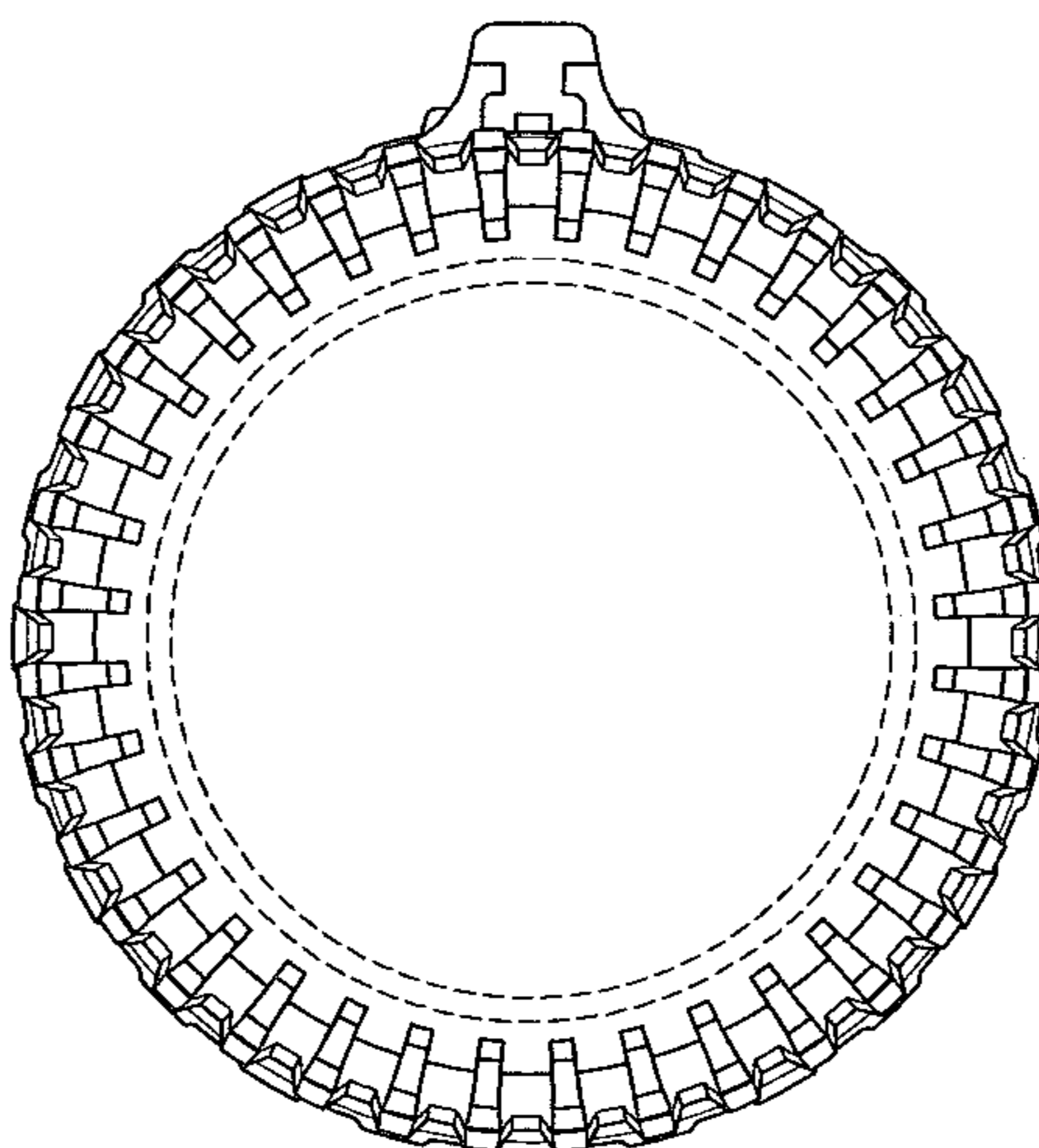


FIG. 4




FIG. 6




FIG. 7