



US00D689209S

(12) **United States Design Patent**
Donofrio et al.

(10) **Patent No.:** **US D689,209 S**

(45) **Date of Patent:** **** Sep. 3, 2013**

(54) **LAMP PACKAGES**

(75) Inventors: **Matthew Donofrio**, Raleigh, NC (US);
John Adam Edmond, Durham, NC
(US); **Hua-Shuang Kong**, Cary, NC
(US); **Peter S. Andrews**, Durham, NC
(US); **David Todd Emerson**, Chapel
Hill, NC (US)

(73) Assignee: **Cree, Inc.**, Durham, NC (US)

(**) Term: **14 Years**

(21) Appl. No.: **29/402,571**

(22) Filed: **Sep. 23, 2011**

Related U.S. Application Data

(63) Continuation-in-part of application No. 13/027,006,
filed on Feb. 14, 2011, which is a continuation-in-part
of application No. 13/018,013, filed on Jan. 31, 2011.

(51) **LOC (9) Cl.** **26-04**

(52) **U.S. Cl.**
USPC **D26/1; D13/180**

(58) **Field of Classification Search**
USPC D26/1-4; D13/180; 313/313, 315,
313/316, 317, 318; 315/52, 53, 56, 57, 58
See application file for complete search history.

(56) **References Cited**

U.S. PATENT DOCUMENTS

D671,661 S * 11/2012 Leung D26/1

* cited by examiner

Primary Examiner — Marcus Jackson

(74) *Attorney, Agent, or Firm* — Myers Bigel Sibley &
Sajovec, P.A.

(57) **CLAIM**

The ornamental design for lamp packages, as shown and
described.

DESCRIPTION

FIG. 1 is a top perspective view of the lamp package showing
our design;

FIG. 2 is a bottom perspective view thereof;

FIG. 3 is a top view thereof;

FIG. 4 is a bottom view thereof;

FIG. 5 is a side view thereof;


FIG. 6 is an opposing side view thereof;

FIG. 7 is a front view thereof; and,

FIG. 8 is a back view thereof.

The broken lines shown herein are for illustrative purposes
only and form no part of the claimed design.

1 Claim, 3 Drawing Sheets






FIG. 1




FIG. 2




FIG. 3

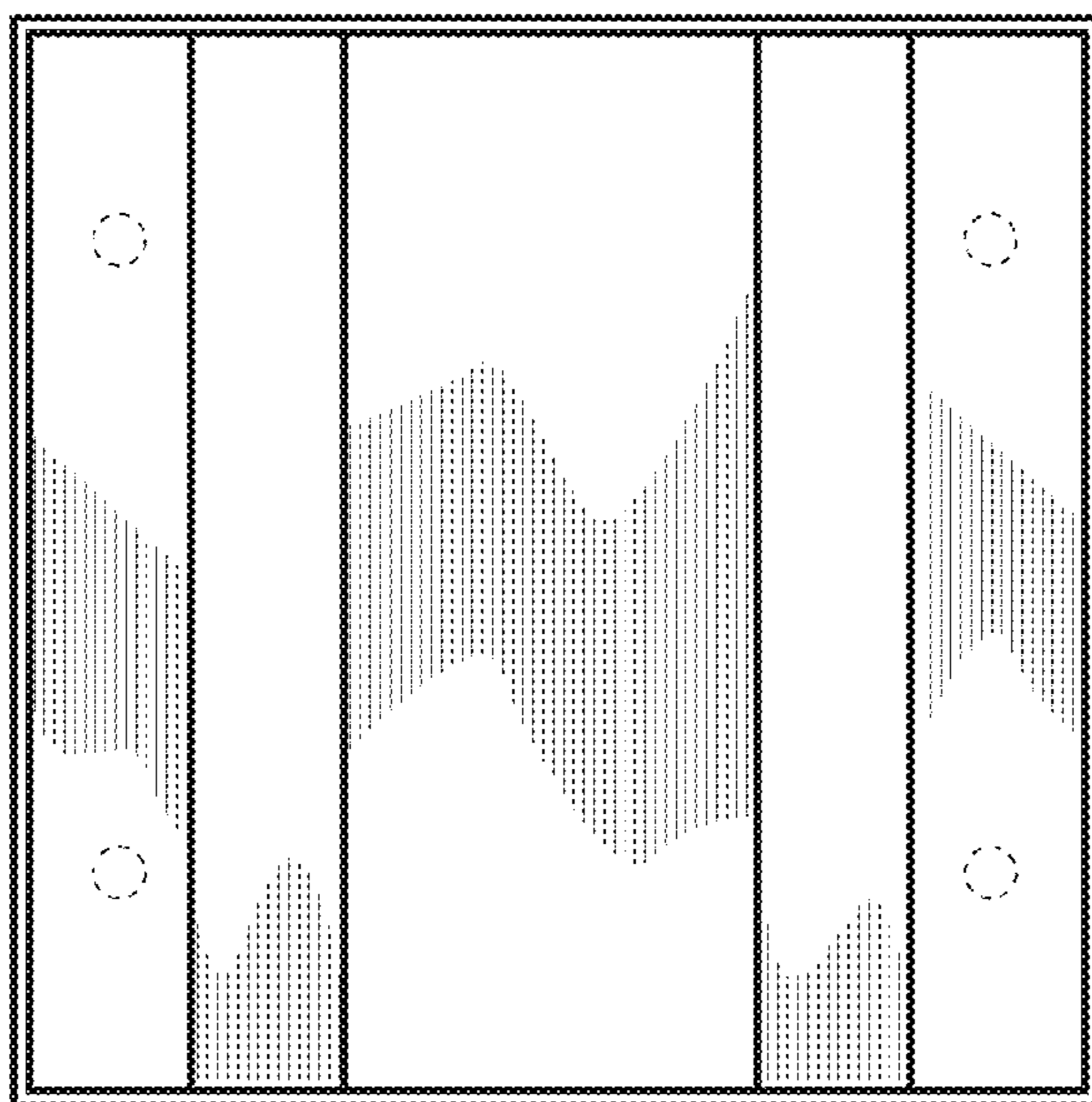


FIG. 4




FIG. 5




FIG. 6

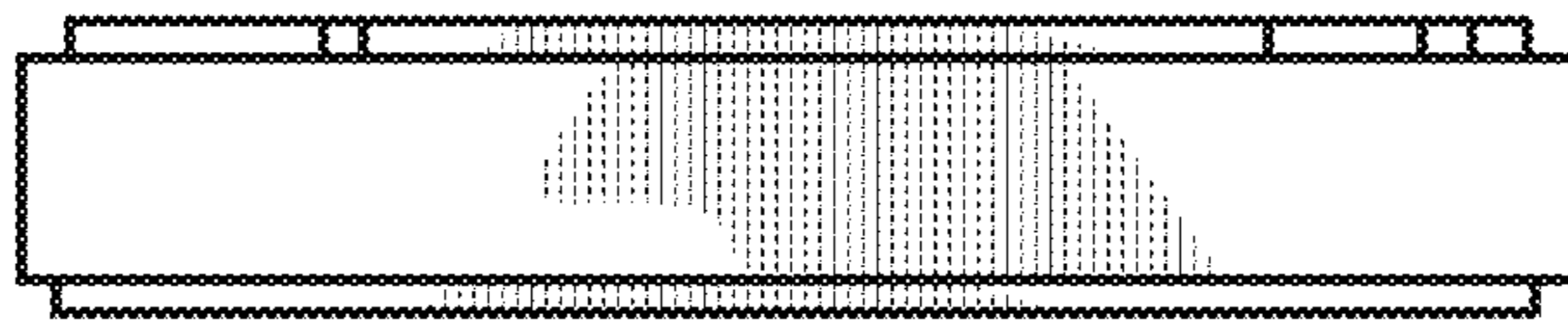


FIG. 7

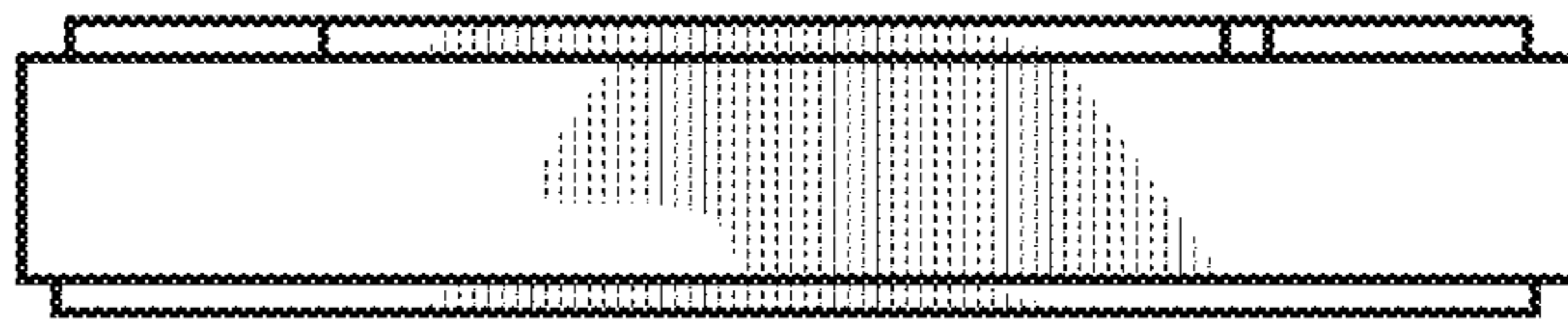


FIG. 8