



US00D689200S

(12) **United States Design Patent**  
**Elizarraras et al.**

(10) **Patent No.:** **US D689,200 S**  
(45) **Date of Patent:** **\*\* Sep. 3, 2013**

(54) **WALL BACKPLATE**

(75) Inventors: **George Elizarraras**, Fontana, CA (US);  
**Bjorn Gunderson**, Fontana, CA (US);  
**Dale Knox**, Fontana, CA (US); **Kevin O’Leary**, Fontana, CA (US); **Adam Ruggles**, Fontana, CA (US); **Marko Suput**, Fontana, CA (US); **Jason Ward**, Fontana, CA (US)

(73) Assignee: **James Hardie Technology Limited**, Dublin (IE)

(\*\*) Term: **14 Years**

(21) Appl. No.: **29/424,243**

(22) Filed: **Jun. 8, 2012**

(51) **LOC (9) Cl.** ..... **25-02**

(52) **U.S. Cl.**  
USPC ..... **D25/55; D25/136**

(58) **Field of Classification Search**  
USPC ..... 52/236.6, 264, 272, 287.1, 255, 242,  
52/293.1, 169.12, 434, 435, 800.1, 716.1,  
52/717.01, 716.8, 718.01, 718.04, 11, 13,  
52/14, 15, 58, 213, 60, 61, 62, 290, 220.7,  
52/211, 204.53, 92.1, 93.1, 271, 273, 277,  
52/395, 417, 459; D25/119, 136, 55  
See application file for complete search history.

(56) **References Cited**

U.S. PATENT DOCUMENTS

3,239,980	A *	3/1966	Sherron	.....	52/27.5
3,603,057	A	9/1971	Curran		
4,295,304	A	10/1981	Kim		
4,356,677	A	11/1982	Mosch		
4,825,612	A	5/1989	Tupman		
4,833,858	A	5/1989	Hutchison		

4,909,013	A	3/1990	Daw		
4,918,879	A *	4/1990	Bodurow et al.	.....	52/36.6
5,073,430	A *	12/1991	Aidan	.....	428/43
5,081,813	A	1/1992	White		
5,092,096	A	3/1992	Cornell		
5,758,456	A	6/1998	Case		

(Continued)

FOREIGN PATENT DOCUMENTS

CA	2 373 770	8/2002
JP	7 042 252	10/1995

OTHER PUBLICATIONS

“Easytrim Reveals—Combo Booklet” as downloaded Feb. 4, 2012 from <http://easytrimreveals.com/PDF/ComboBooklet/EZ-ComboBook-Website-Feb4.pdf>.

*Primary Examiner* — Doris Clark

(74) *Attorney, Agent, or Firm* — Knobbe Martens Olson & Bear, LLP

(57) **CLAIM**

The ornamental design for the wall backplate, as shown and described.

**DESCRIPTION**

FIG. 1 is a perspective view of the wall backplate illustrated with a panelized wall system.

FIG. 2 is a front and left side perspective view of the wall backplate in FIG. 1.

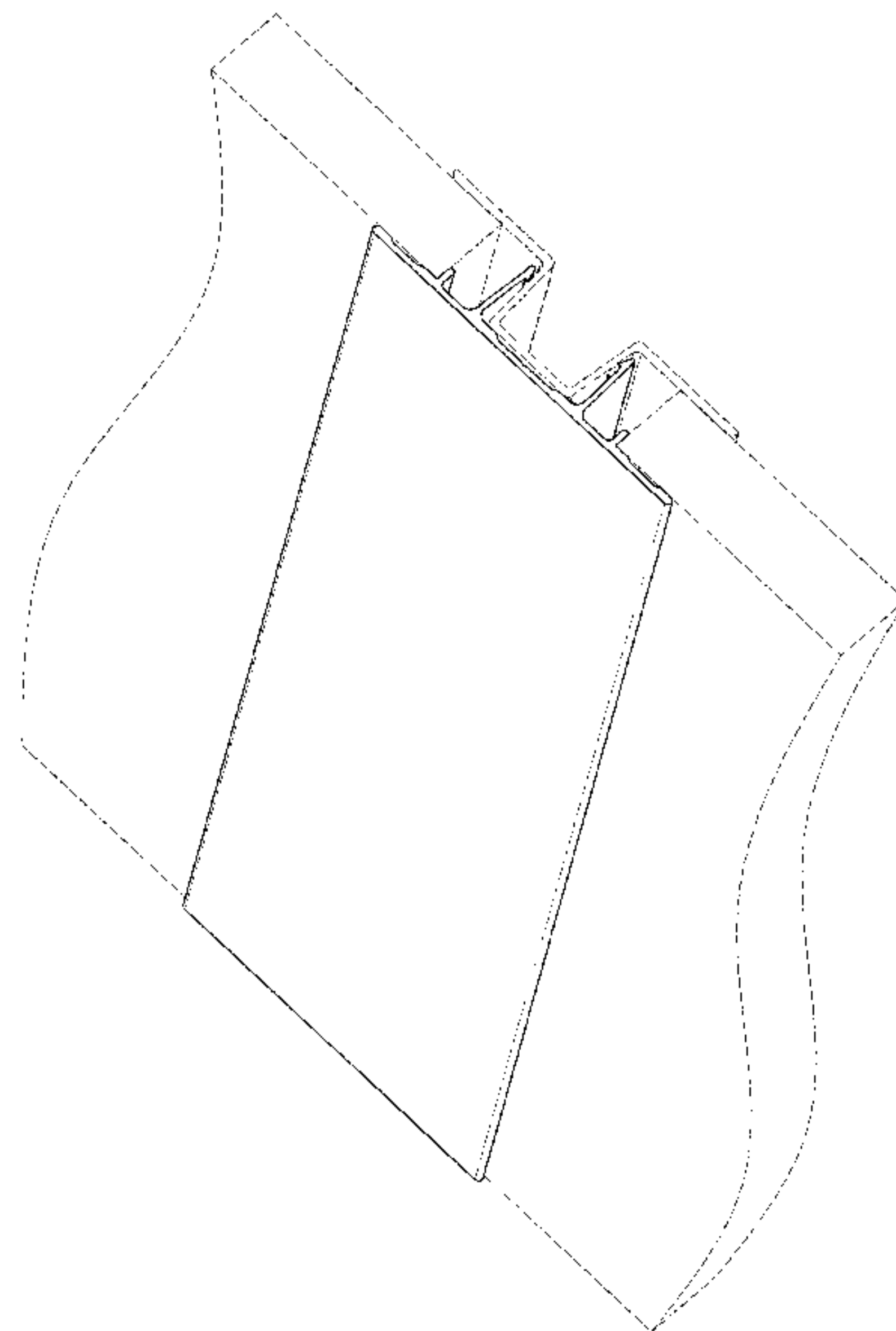
FIG. 3 is a front view of the wall backplate in FIG. 1.

FIG. 4 is a rear view of the wall backplate in FIG. 1.

FIG. 5 is a right side view of the wall backplate in FIG. 1. The left side view is a mirror image of the right side view; and, FIG. 6 is a top view of the wall backplate in FIG. 1. The bottom view is a mirror image of the top view.

The broken lines are for illustrative purposes only and form no part of the claimed design.

**1 Claim, 5 Drawing Sheets**



# US D689,200 S

Page 2

---

(56)

## References Cited

U.S. PATENT DOCUMENTS			
6,018,924	A *	2/2000	Tamlyn ..... 52/716.8
6,023,899	A	2/2000	Mecozzi
6,115,981	A	9/2000	Counihan
6,341,458	B1 *	1/2002	Burt ..... 52/287.1

D464,153	S *	10/2002	Krieger ..... D25/136
D594,563	S *	6/2009	Polston ..... D25/55
7,895,802	B2 *	3/2011	Kurz ..... 52/468
2002/0116890	A1	8/2002	Moore
2008/0083514	A1	4/2008	Munson
2011/0197520	A1	8/2011	Preston

\* cited by examiner

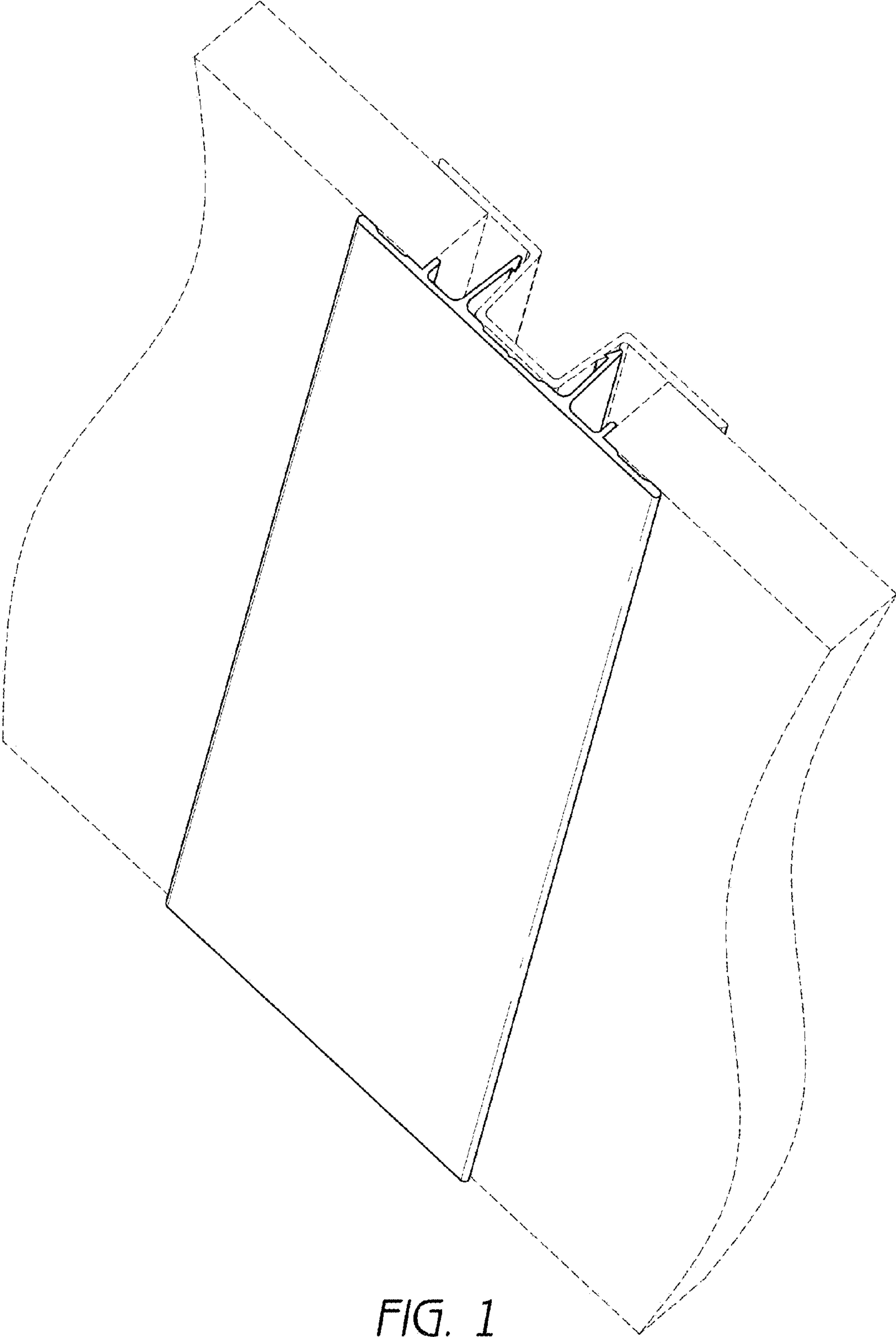


FIG. 1

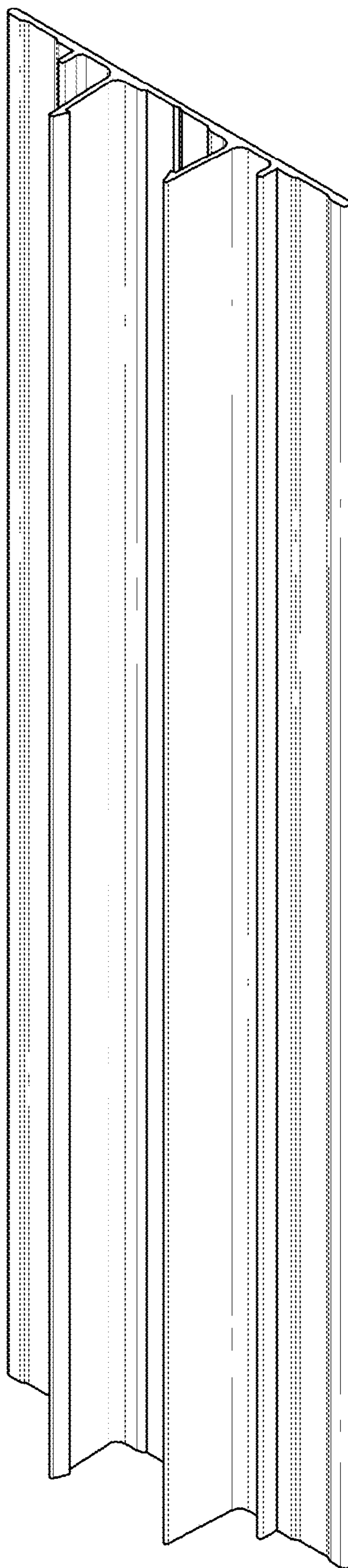




FIG. 2



*FIG. 3*





*FIG. 4*




FIG. 5



FIG. 6