



US00D689199S

(12) **United States Design Patent**  
**Elizarraras et al.**

(10) **Patent No.:** **US D689,199 S**  
(45) **Date of Patent:** **\*\* Sep. 3, 2013**

(54) **WALL FACEPLATE**  
(75) Inventors: **George Elizarraras**, Fontana, CA (US);  
**Bjorn Gunderson**, Fontana, CA (US);  
**Dale Knox**, Fontana, CA (US); **Kevin O’Leary**, Fontana, CA (US); **Adam Ruggles**, Fontana, CA (US); **Marko Suput**, Fontana, CA (US); **Jason Ward**, Fontana, CA (US)

(73) Assignee: **James Hardie Technology Limited**, Dublin (IE)

(\*\*) Term: **14 Years**

(21) Appl. No.: **29/424,242**

(22) Filed: **Jun. 8, 2012**

(51) **LOC (9) Cl.** ..... **25-02**

(52) **U.S. Cl.**  
USPC ..... **D25/55; D25/136**

(58) **Field of Classification Search**  
USPC ..... 52/236.6, 264, 272, 287.1, 255, 242, 52/293.1, 169.12, 434, 435, 800.1, 716.1, 52/717.01, 716.8, 718.01, 718.04, 11, 13, 52/14, 15, 58, 213, 60, 61, 62, 290, 220.7, 52/211, 204.53, 92.1, 93.1, 271, 273, 277, 52/395, 417, 459; D25/119, 136, 55  
See application file for complete search history.

(56) **References Cited**

U.S. PATENT DOCUMENTS

3,239,980	A *	3/1966	Sherron	.....	52/27.5
3,482,347	A	12/1969	Reibold		
3,603,057	A	9/1971	Curran		
4,272,937	A	6/1981	Brugman		
4,545,162	A	10/1985	Attaway		
4,825,612	A	5/1989	Tupman		

4,918,879	A *	4/1990	Bodurow et al.	.....	52/36.6
5,073,430	A *	12/1991	Aidan	.....	428/43
5,081,813	A	1/1992	White		
5,092,096	A	3/1992	Cornell		
5,247,770	A	9/1993	Ting		

(Continued)

FOREIGN PATENT DOCUMENTS

JP	7 082 959	3/1995
JP	2000-129829	5/2000
JP	2004-324330	11/2004

OTHER PUBLICATIONS

“Easytrim Reveals—Combo Booklet” as downloaded Feb. 4, 2012 from <http://easytrimreveals.com/PDF/ComboBooklet/EZ-ComboBook-Website-Feb4.pdf>.

*Primary Examiner* — Doris Clark

(74) *Attorney, Agent, or Firm* — Knobbe Martens Olson & Bear, LLP

(57) **CLAIM**

The ornamental design for the wall faceplate, as shown and described.

**DESCRIPTION**

FIG. 1 is a front and top perspective view of the wall faceplate illustrated with a panelized wall system.

FIG. 2 is a rear perspective view of the wall faceplate in FIG. 1.

FIG. 3 is a front view of the wall faceplate in FIG. 1.

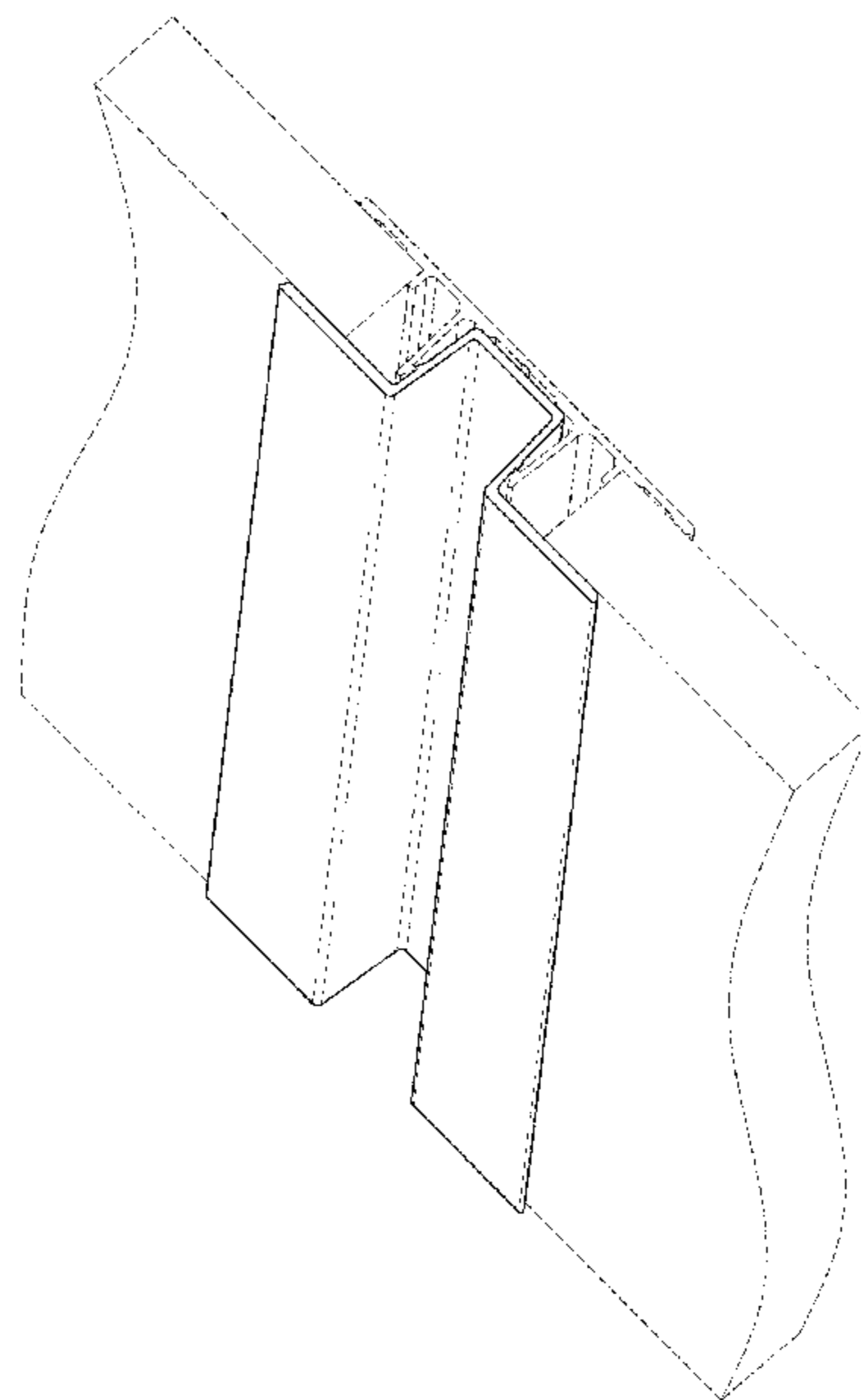
FIG. 4 is a rear view of the wall faceplate in FIG. 1.

FIG. 5 is a right side view of the wall faceplate in FIG. 1. The left side view is a mirror image of the right side view; and,

FIG. 6 is a top view of the wall faceplate in FIG. 1. The bottom view is a mirror image of the top view.

The broken lines are for illustrative purposes only and form no part of the claimed design.

**1 Claim, 5 Drawing Sheets**



# US D689,199 S

Page 2

(56)

## References Cited

### U.S. PATENT DOCUMENTS

5,694,727 A 12/1997 Dobija  
5,758,456 A 6/1998 Case  
5,881,522 A 3/1999 Dobija  
6,018,924 A \* 2/2000 Tamlyn ..... 52/716.8  
6,023,899 A 2/2000 Mecozzi  
6,115,981 A 9/2000 Counihan

6,341,458 B1 \* 1/2002 Burt ..... 52/287.1  
D464,153 S \* 10/2002 Krieger ..... D25/136  
6,631,599 B1 10/2003 Takagi  
D594,563 S \* 6/2009 Polston ..... D25/55  
7,895,802 B2 \* 3/2011 Kurz ..... 52/468  
2008/0083514 A1 4/2008 Munson  
2011/0197520 A1 8/2011 Preston

\* cited by examiner

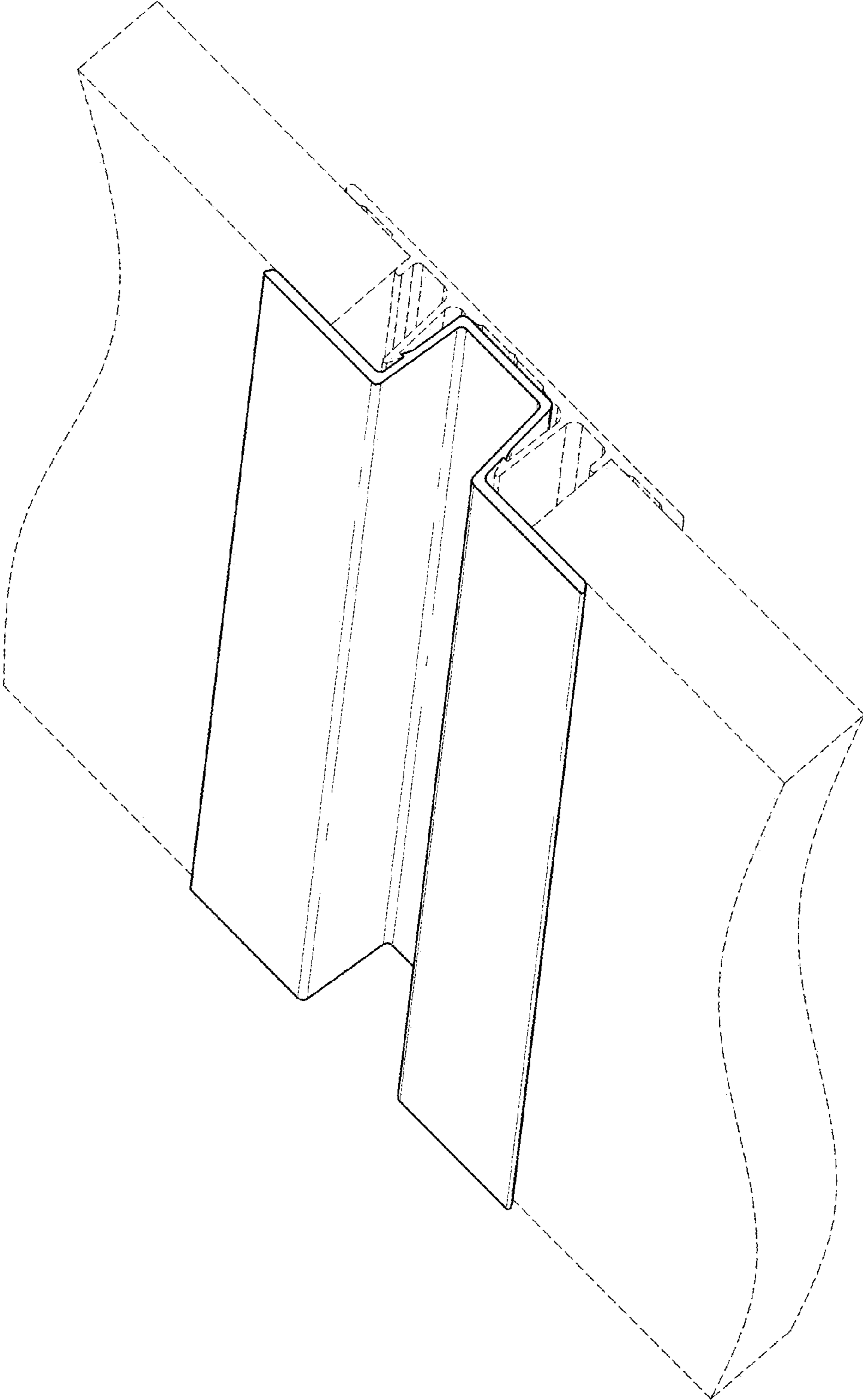


FIG. 1

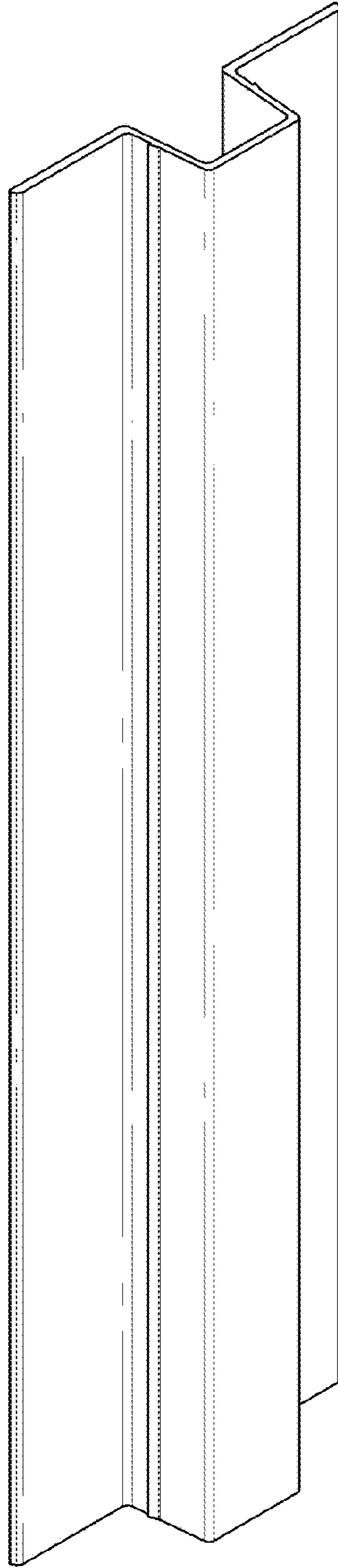



FIG. 2



*FIG. 3*

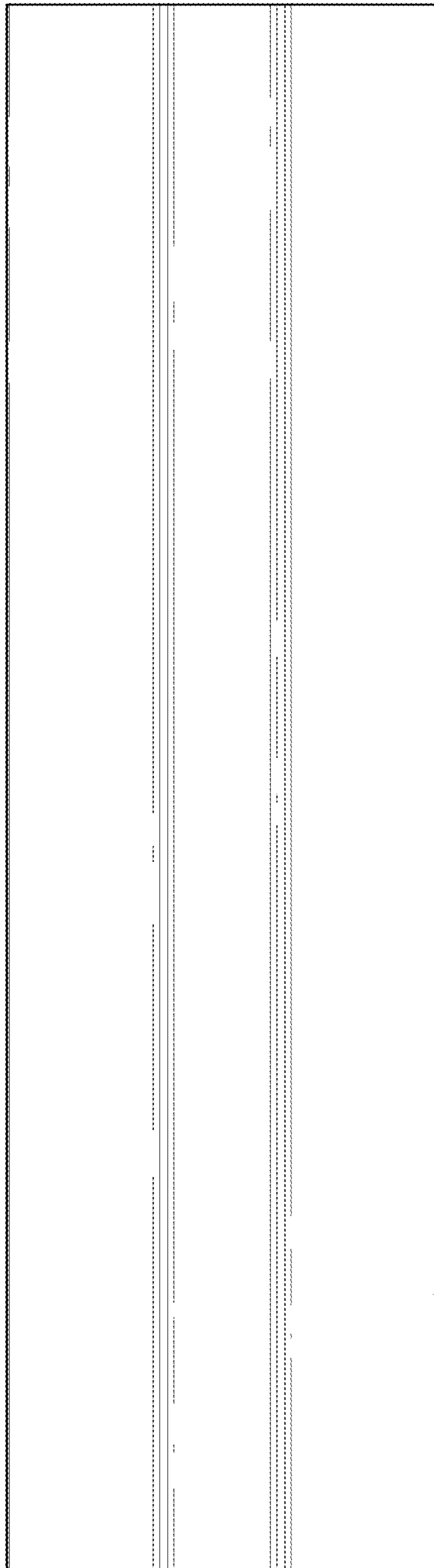


FIG. 4

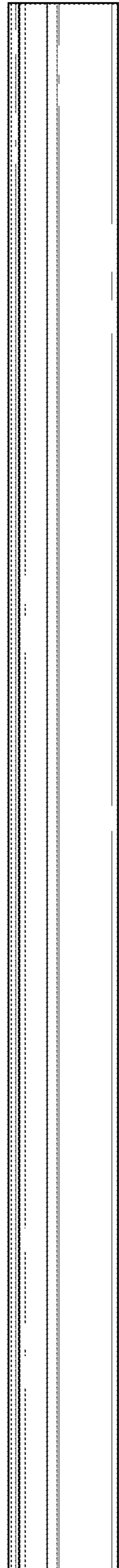


FIG. 5

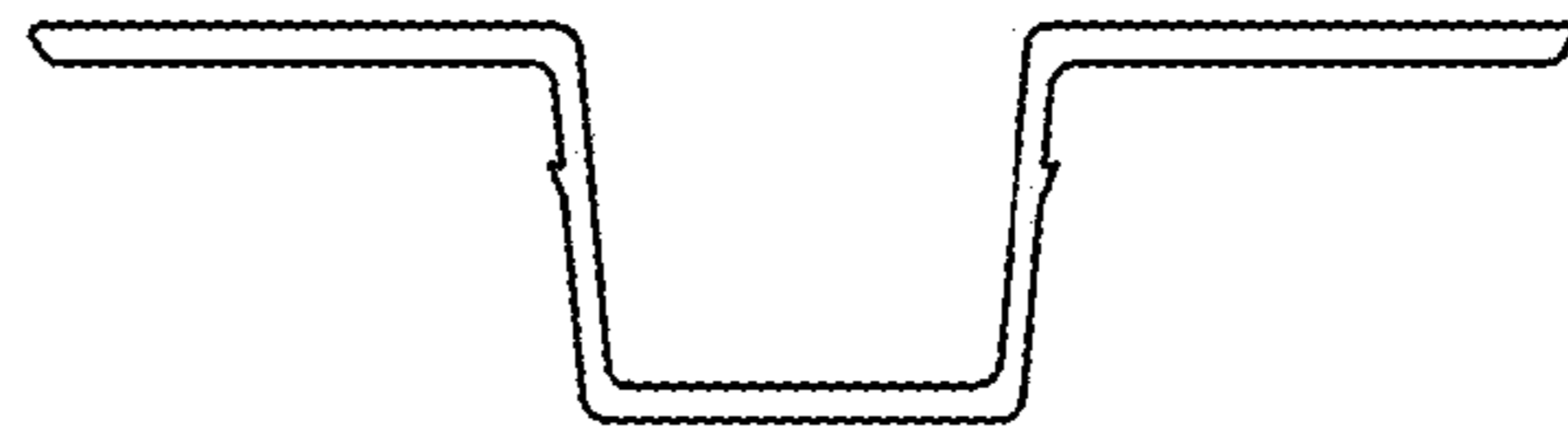


FIG. 6