



US00D689178S

(12) **United States Design Patent**
Ueno

(10) **Patent No.:** **US D689,178 S**
(45) **Date of Patent:** **** Sep. 3, 2013**

(54) **AIR CONDITIONER**
(71) Applicant: **Fujitsu General Limited**, Kawasaki (JP)
(72) Inventor: **Shintaro Ueno**, Kanagawa (JP)
(73) Assignee: **Fujitsu General Limited**, Kanagawa (JP)

D613,843 S * 4/2010 Ohta D23/351
D624,168 S * 9/2010 Aketa et al. D23/351
D628,686 S * 12/2010 Motonishi et al. D23/351
D642,251 S * 7/2011 Seki D23/351
D667,095 S * 9/2012 Yamana et al. D23/351
D669,567 S * 10/2012 Yamana et al. D23/351
D670,799 S * 11/2012 Yamana et al. D23/351
D676,119 S * 2/2013 Baek et al. D23/351

(**) Term: **14 Years**
(21) Appl. No.: **29/438,715**
(22) Filed: **Dec. 3, 2012**

FOREIGN PATENT DOCUMENTS
JP 1424453 S 10/2011
* cited by examiner

(30) **Foreign Application Priority Data**
Aug. 22, 2012 (JP) 2012-019999
(51) **LOC (9) Cl.** **23-04**
(52) **U.S. Cl.**
USPC **D23/351**
(58) **Field of Classification Search**
USPC D23/351-354, 385, 355, 357, 361;
312/236; 62/259.1, 259.4, 262-263, 304;
454/330-331, 349-350
See application file for complete search history.

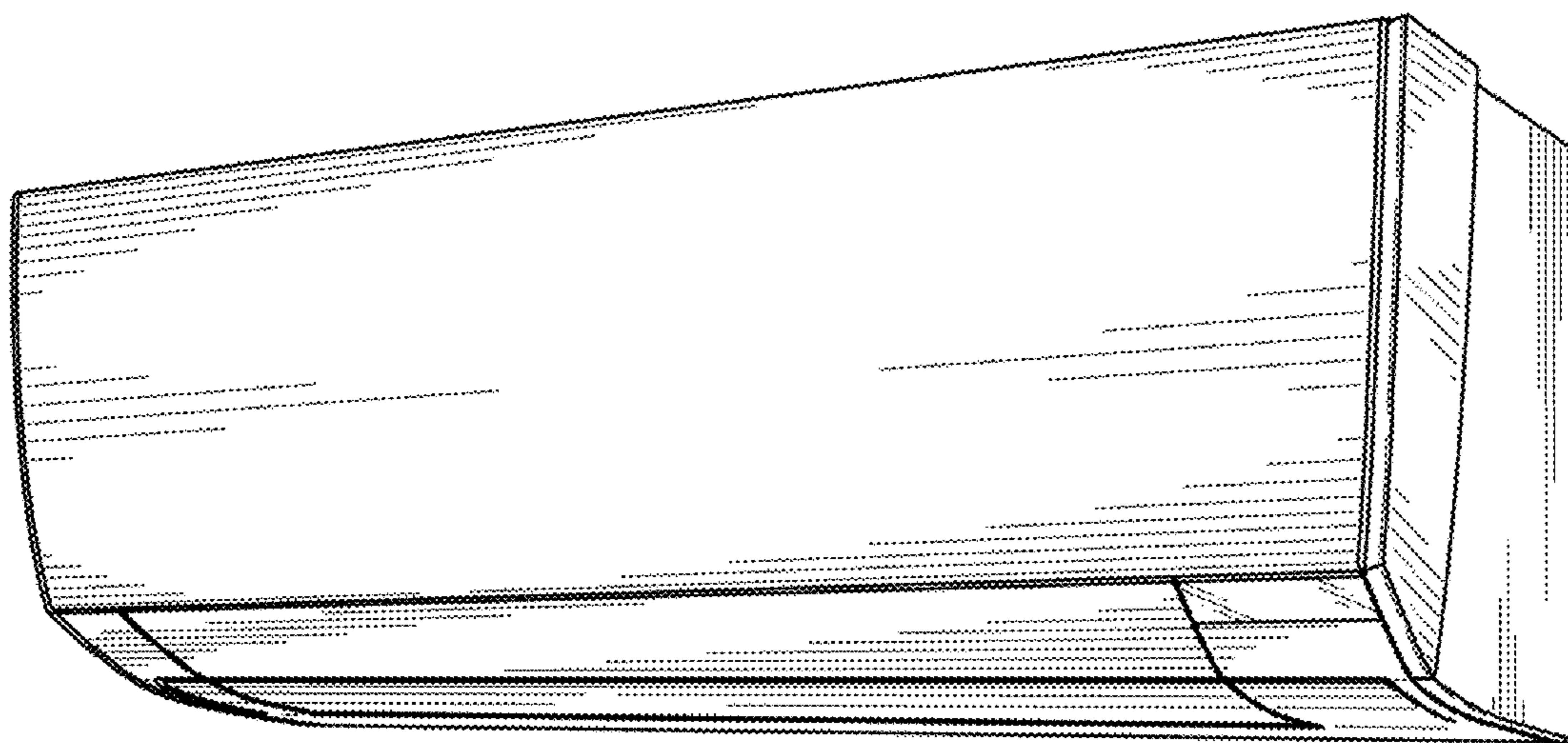
Primary Examiner — Brian N Vinson
(74) *Attorney, Agent, or Firm* — Sughrue Mion, PLLC

(57) **CLAIM**
The ornamental design for an air conditioner, as shown and described.

(56) **References Cited**
U.S. PATENT DOCUMENTS
D450,823 S * 11/2001 Kobayashi D23/351
D529,595 S * 10/2006 Ueno et al. D23/351
D553,724 S * 10/2007 Nakamura D23/351
D565,158 S * 3/2008 Nagahori D23/351

DESCRIPTION
FIG. 1 is a top, front, and right side perspective view of an air conditioner showing my new design;
FIG. 2 is a front elevational view thereof;
FIG. 3 is a rear elevational view thereof;
FIG. 4 is a left side elevational view thereof;
FIG. 5 is a right side elevational view thereof;
FIG. 6 is a top plan view thereof;
FIG. 7 is a bottom plan view thereof;
FIG. 8 is a top, front, and right side perspective view thereof, with the wind flaps shown opened; and,
FIG. 9 is a right side elevational view thereof, with the wind flaps shown opened.

1 Claim, 6 Drawing Sheets






FIG. 1




FIG. 2




FIG. 3

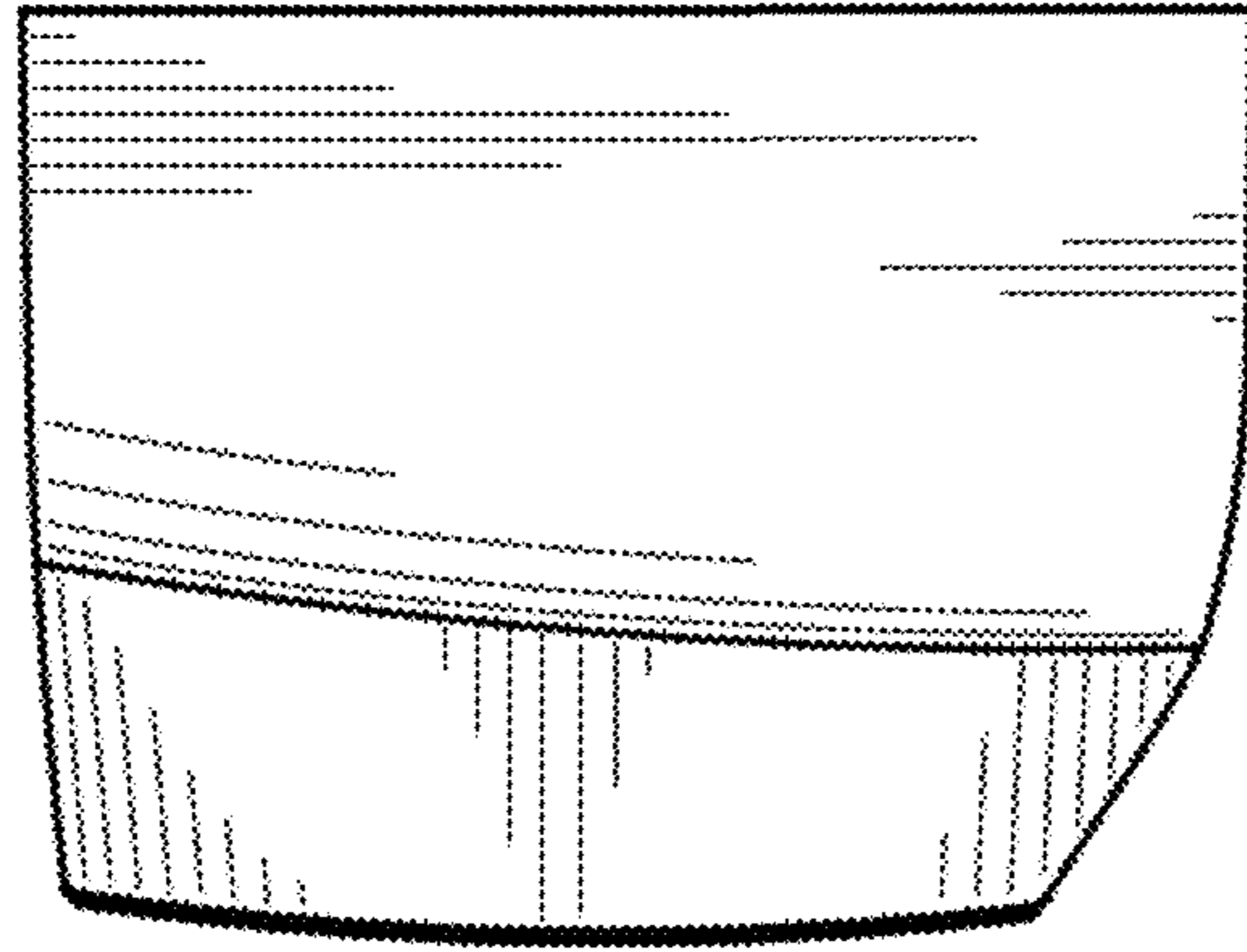


FIG. 5

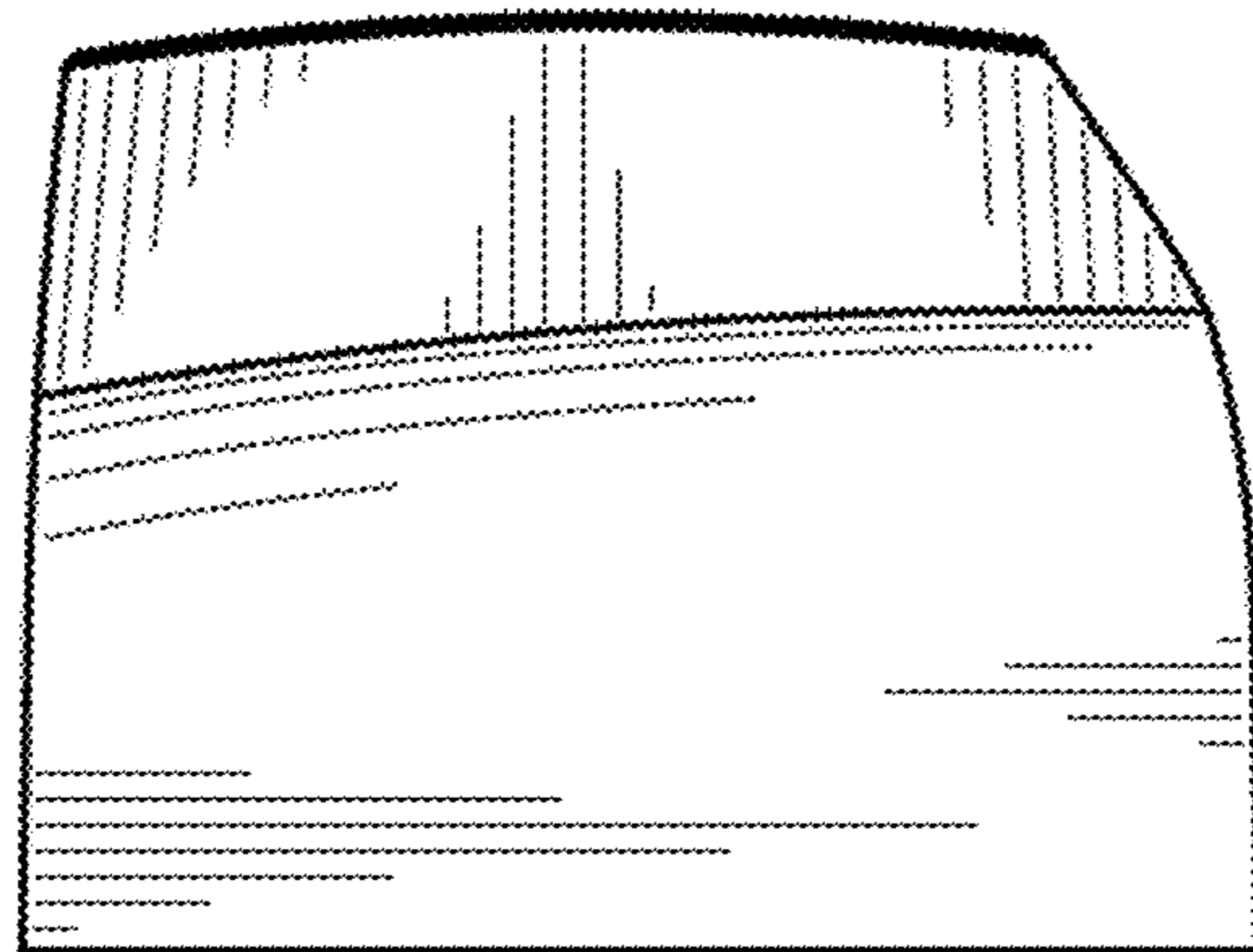


FIG. 4




FIG. 6




FIG. 7

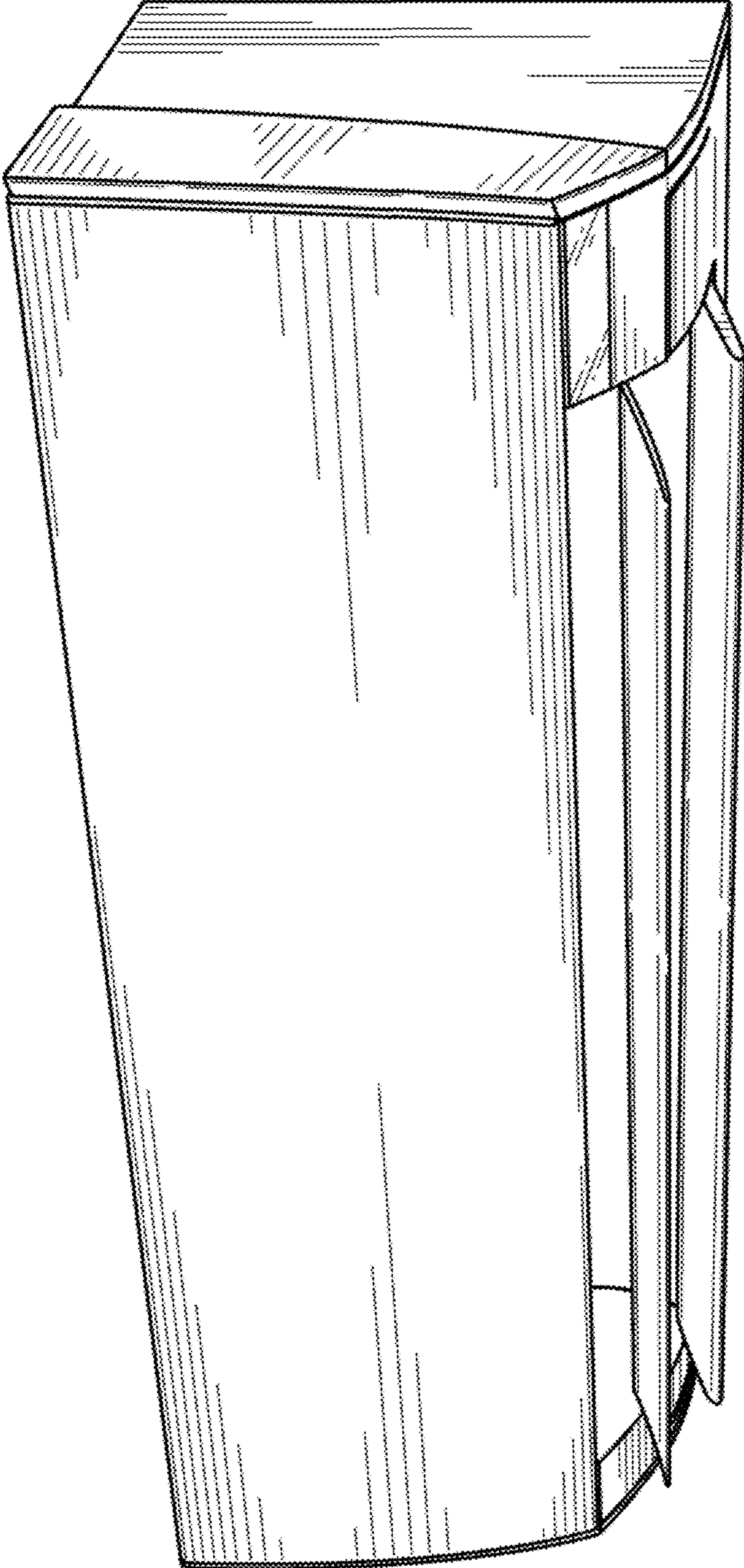


FIG. 8

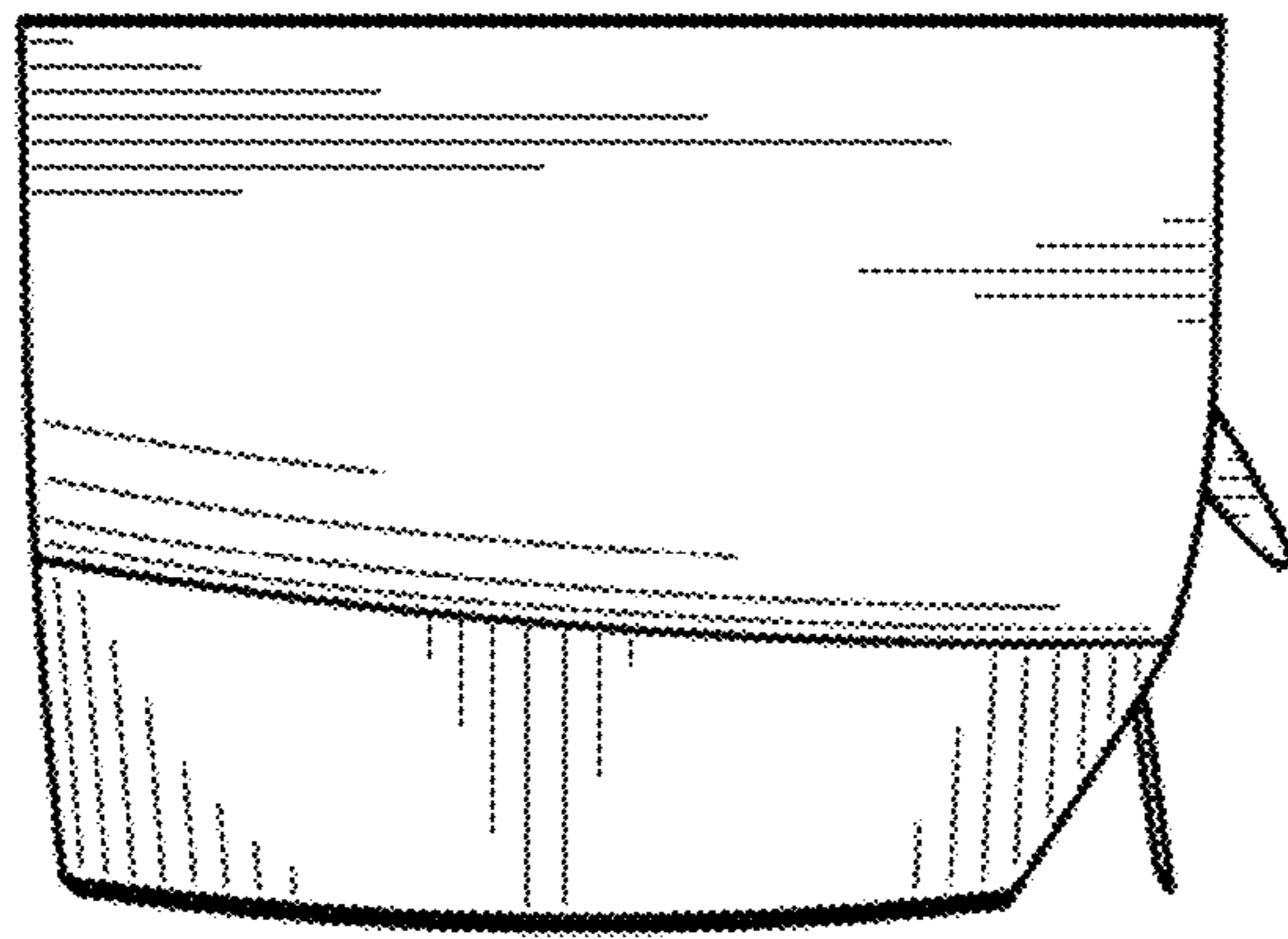


FIG. 9